

Coverage of Health Equity Funds

	2008	2009	2010	2011	2012	2013
Number of Hospital	44	53	57	63	65	68
Number of Health Center	101	141	291	302	385	516

Regulation of Private Sector Licensed and Unlicensed Private facility from 2009 - 2013

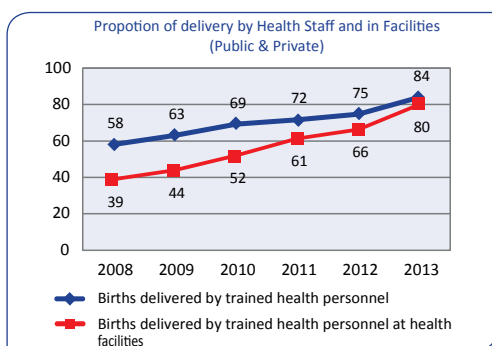
	2009		2010		2011		2012		2013	
Total	2,361		1,608		1,521		1,699		1,795	
Licensed	1,453	62%	1,521	95%	1,521	100%	1,699	100%	1,795	100%
Unlicensed	908	39%	87	5%	0	0%	0	0%	0	0%

Statistic of private services by types 2009 - 2013

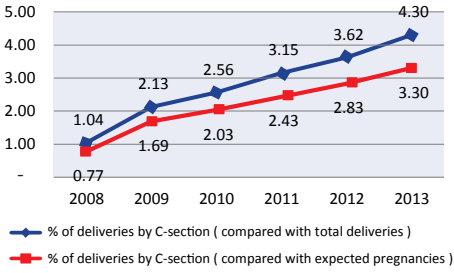
Type	2009		2010		2011		2012		2013	
	Lic	Unli	Lic	Unli	Lic	Unli	Lic	Unli	Lic	Unli
Cabinet	758	1	1	0	1,505	0	1,733	0	1,630	0
Maternity consultation	242	0	331	0	428	0	485	0	520	0
Physiotherapy	5	0	12	0	19	0	21	0	22	0
General consultation	2,268	0	2,516	0	2,473	0	2,640	0	2,768	0
Dental Consultation	284	0	313	0	318	0	368	0	411	0
Dental Clinic	29	0	26	0	33	0	36	0	39	0
Beauty Canter			2	0	6	0	6	0	8	0
Medical Laboratory	29	0	25	0	20	0	23	0	27	0
Maternity Clinic	8	0	7	0	7	0	7	0	7	0
Clinic	95	0	102	0	110	0	130	0	156	0
Poly Clinic	37	0	36	0	41	0	48	0	48	0
Private Hospital							4	0	8	0
Total	3,755	28%	4,622	7%	4,960	0%	5,501	0%	5,644	0%

KEY PERFORMANCE INDICATORS OF HEALTH SERVICES

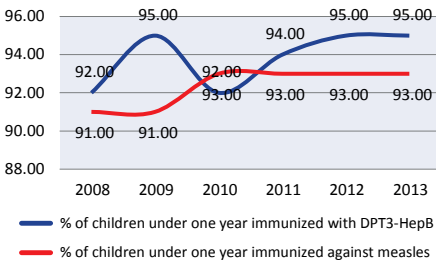
Mother and Child Health



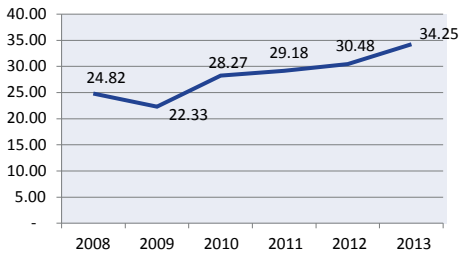
% of deliveries by C-section



Trend of vaccination of children under 1 year

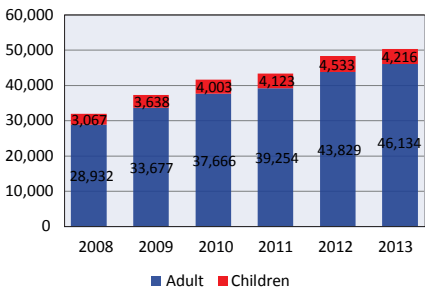


Trend of contraceptive prevalent rate (modern methods)

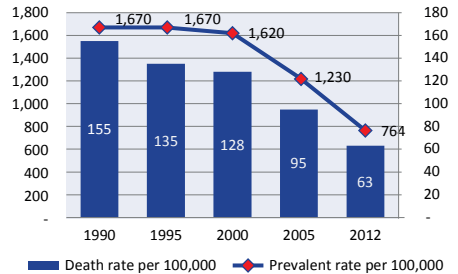


Combating HIV / AIDS, Malaria & other Diseases

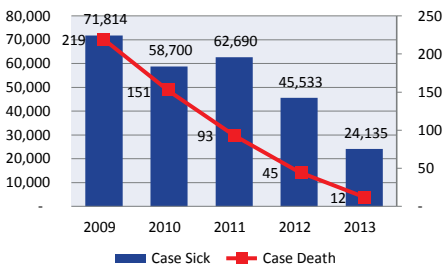
Number of active HIV/AIDS patients on ART



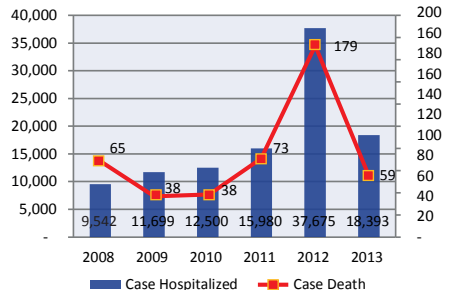
Prevalence of TB and Death rate per 100,000 population



Number of Malaria Case Treated and Death 208-2013



Dengue Case hospitalized and Death 2008 -2013





Ministry of Health



HEALTH SECTOR PROGRESS IN 2013

Department of Planning & Health Information March 2014

HEALTH STRATEGY 2008-2015

1. Health Service Delivery

- ❖ Expand coverage of Minimum Packages of Activity and Complementary Packages of Activity based on Health Coverage Plan
- ❖ Strengthen health Service delivery support systems in an integrated manner
- ❖ Target public health service provision and public health interventions according to need.
- ❖ Develop and apply consistent standards of quality across entire health sector (public, private and non-profit)
- ❖ Develop contracting models as the center of a comprehensive approach to health service delivery

2. Health Care Financing

- ❖ Increase government budget and improve efficiency of government resource allocation for health
- ❖ Align donor funding with Ministry of Health strategies, plans and priorities and strengthen coordination of donor funding for health
- ❖ Reduce financial barriers at the point of care and develop social health protection mechanisms
- ❖ Account for the main sources and uses at service delivery level of national resources for health Strategic intervention
- ❖ Evidence and information for health financing policy

3. Human Resource for Health

- ❖ Improve technical skills and competence of health workforce.
- ❖ Strengthen staff professionalism, ethical conduct, and quality of work.
- ❖ Staff distribution and retention, with priority to personnel essential to health sector priorities
- ❖ Staff remuneration, salaries, performance incentives

4. Health Information System

- ❖ Increase the availability of accurate, timely, and complete health data of high quality from public and private sources, together with enhanced coordination, and resources for the Health Information System.
- ❖ Improve data sharing, management, analysis, dissemination and use across all levels of the health system, including population and socio-demographic data
- ❖ Improve the national disease surveillance system, public facility patient medical record system, and strengthen the case reporting, monitoring and response to non-communicable diseases.
- ❖ Expand the participation in the national Health Information System by the private sector, and facilitate data use for planning, resource allocation and management of human resources, infrastructure, and supplies

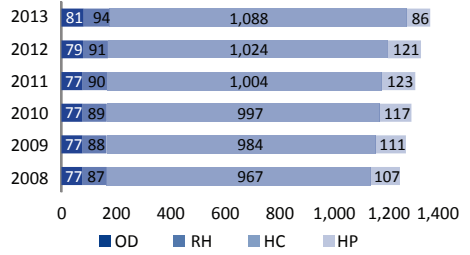
5. Health System Governance

- ❖ Harmonization and alignment within Ministry of Health and across the health sector
- ❖ Public private partnerships
- ❖ Research, policy, regulation and legislation
- ❖ Institutional development
- ❖ Strengthen Ministry of Health stewardship through decentralization and de-concentration
- ❖ Mobilize multi-sector responses to increase national health system accountable for access to quality health services for all.

HEALTH INFRASTRUCTURES



Trend of expanding health coverage from 2008-2013



Health Infrastructure 2011 - 2012

	Operational District			Referral Hospital			Health Center			Health Post		
	2011	2012	2013	2011	2012	2013	2011	2012	2013	2011	2012	2013
Total	77	79	81	82	83	94	1004	1024	1088	123	121	86
Banteay Meanchey	4	4	4	5	5	5	55	55	63	11	10	11
Battambang	5	5	5	4	4	4	76	79	79	3	5	2
Kampong Cham	10	10	12	12	12	12	140	144	144	0	1	0
Kampong Chhnang	3	3	3	3	3	3	38	38	39	1	1	0
Kampong Speu	3	3	3	3	3	3	50	50	52	4	00	0
Kampong Thom	3	3	3	3	3	3	50	50	52	2	2	1
Kampot	4	4	4	5	5	5	50	51	59	0	0	0
Kandal	8	9	9	6	6	7	86	90	95	2	2	0
Koh Kong	2	2	2	2	2	2	12	12	12	2	5	2
Kratie	2	2	2	3	3	3	24	25	29	11	11	12
Mondul Kiri	1	1	1	1	1	1	9	9	10	16	16	16
Phnom Penh	4	5	5	5	6	7	27	28	30	11	13	5
Preah Vihear	1	1	1	1	1	1	18	20	20	18	15	11
Prey Veng	7	7	7	7	7	8	91	91	91	4	4	0
Pursat	2	2	2	2	2	2	32	32	39	3	3	3
Ratanakiri	1	1	1	2	2	2	10	11	13	18	18	17
Siemreap	4	4	4	4	4	4	76	77	88	7	3	0
Sihanoukville	1	1	1	1	1	1	12	13	13	2	2	0
Stung Treng	1	1	1	1	1	1	9	9	9	2	0	1
Svay Rieng	3	3	3	3	3	3	38	38	42	0	1	0
Takeo	5	5	5	5	5	5	72	73	76	2	5	5
Oddar Meanchey	1	1	1	2	2	2	19	19	23	3	3	3
Kep	1	1	1	1	1	1	4	4	4	1	1	0
Pailin	1	1	1	1	1	1	6	6	6	0	0	0

HUMAN RESOURCE IN PUBLIC HEALTH SECTOR

Staff Category	2009	2010	2011	2012	2013
Medical Doctor	2,162	2,139	2,180	2,178	2,021
Medical Assistant	1,147	1,087	1,052	1,018	962
Dentist	177	189	212	214	226
Pharmacist	435	464	474	486	529
Secondary Midwife	1,825	1,863	1,994	2,432	2,734
Secondary Nurse	5,098	5,155	5,366	5,662	5,534
Primary Midwife	1,616	1,815	1,997	2,164	2,332
Primary Nurse	3,404	3,359	3,381	3,366	3,387
Secondary Laboratory technician	420	424	442	454	460
Others	1,829	1,807	1,716	1,747	2,483
Total	18,113	18,302	18,814	19,721	20,668

Staff Recruitment and Retirement

Description	2009	2010	2011	2012	2013
Total Health Staff	18,113	18,302	18,814	19,721	20,668
Newly recruited staff	800	865	1,016	1,474	1,325
Titulairized	304	697	833	641	1,442
Retirees	314	424	350	391	271
Remove from payroll	235	267	184	188	118
Leave without salary	310	409	432	488	452
Promotion	205	53	120	118	77
Reward/medals	1,994	1,782	178	1,723	1,750

HUMAN RESOURCE DEVELOPMENT

Statistic of Human Resources Training during School Year 2013-2014 At The Ministry of Health's and Private Training Institutions

Training Institution	Field of Study and Degree	# of Intake			# of Graduate	# of current Student
		Scholarship	Self-Paid	Total		
University of Health Sciences	Medical Doctor (MD)	50	301	351	239	3,594
	Bachelor Degree in Pharmacy(BDP)	21	141	162	169	681
	Doctor of Dental Surgery (DDS)	20	110	130	57	560
	Bachelor of Science in midwifery (BSM)	19	60	79	0	160
	Bachelor of Science in nursing (BSN)	18	100	118	150	480
	Associated degree in nursing (AND)	30	270	300	110	728
	Associated degree in nursing-midwifery (ADNM)	7	63	70	0	70
	Associated degree in midwifery(ADM)	30	270	300	121	804
	Associated degree in Medical Laboratory Technology (ADMLT)	20	180	200	72	466
	Associated degree in Physical Therapy (ADPT)	6	54	60	20	111
Associated degree in Radiological Technology (ADRT)	6	54	60	40	115	

	Associated degree in nursing (AND)	154	0	154	109	384
	Associated degree in nursing-midwifery (ADNM)	50	0	50	22	50
	Associated degree in midwifery (ADM)	132	0	132	72	349
	Primary nurse (PN)	40	0	40	35	40
	Primary midwife (PM)	60	0	60	65	60
	Primary Pharmacy Technician Assistant (PPTA)	60	0	60	81	60
Kompong Cham Regional Training Center	Associated degree in nursing (AND)	155	0	155	99	366
	Associated degree in nursing-midwifery (ADNM)	60	0	60	38	60
	Associated degree in midwifery (ADM)	130	0	130	73	318
	Associated degree in dental nurse (ADDN)	80	0	80	40	161
	Primary nurse (PN)	40	0	40	37	40
	Primary midwife (PM)	60	0	60	62	60
	Primary Pharmacy Technician Assistant (PPTA)	60	0	60	84	60
Kompot Regional	Associated degree in nursing (AND)	150	0	150	92	346
Training Center	Associated degree in nursing-midwifery (ADNM)	50	0	50	37	50
	Associated degree in midwifery (ADM)	130	0	130	77	317
	Primary nurse (PN)	40	0	40	42	40
	Primary midwife (PM)	60	0	60	67	60
	Primary Pharmacy Technician Assistant (PPTA)	60	0	60	81	60
Stung Treng Regional Training Center	Associated degree in nursing (AND)	125	0	125	55	301
	Associated degree in midwifery (ADM)	120	0	120	50	300
	Primary nurse (PN)	40	0	40	43	40
	Primary midwife (PM)	60	0	60	63	60
	Primary Pharmacy Technician Assistant (PPTA)	60	0	60	68	60
Institute of Health Science for Royal Army	Medical Doctor (MD)	0	100	100	0	400
	Bachelor Degree in Pharmacy (BDP)	0	40	40	0	142
	Doctor of Dental Surgery (DDS)	0	15	15	0	25
	Associated degree in nursing (AND)	100	200	300	133	910
	Associated degree in midwifery (ADM)	30	110	140	100	400
	Associated degree in Medical Laboratory Technology (ADMLT)	20	40	60	52	210
International University	Medical Doctor(MD)	0	200	200	N/A	N/A
	Bachelor Degree in Pharmacy (BDP)	0	110	110	N/A	N/A
	Doctor of Dental Surgery (DDS)	0	21	21	N/A	N/A
	Associated degree in nursing (AND)	0	11	11	N/A	N/A
	Associated degree in midwifery (ADM)	0	21	21	N/A	N/A
BOLINO Institute	Bachelor Degree in Pharmacy (BDP)	0	4	4	0	4
	Doctor of Dental Surgery (DDS)	0	1	1	0	1
	Associated degree in dental nursing (ADDN)	0	20	20	0	20
PUTHISASTRA University	Medical Doctor (MD)	0	120	120	0	360
	Bachelor Degree in Pharmacy (BDP)	0	110	110	0	330
	Doctor of Dental Surgery (DDS)	0	61	61	0	270
	Bachelor of Science in nursing (BSN)	1	45	46	0	240
	Bachelor of Science in midwifery (BSM)	0	0	0	0	0
	Associated degree in nursing (AND)	0	180	180	180	540
	Associated degree in midwifery (ADM)	0	140	140	140	420
	Associated degree in Medical Laboratory Technology (ADMLT)	0	180	180	180	540

NORTON University	Medical Doctor (MD)	0	40	40	0	40
	Bachelor Degree in Pharmacy (BDP)	0	40	40	0	40
	Doctor of Dental Surgery (DDS)	0	8	8	0	8
	Bachelor of Science in nursing (BSN)	0	4	4	0	8
	Bachelor of Science in midwifery (BSM)	0	0	0	0	0
	Associated degree in nursing (AND)	0	120	120	0	160
	Associated degree in midwifery (ADM)	0	80	80	0	160
	Associated degree in Medical Laboratory Technology (ADMLT)	0	80	80	0	80
CHENLA University in Phnom Penh	Bachelor of Science in nursing (BSN)	1	28	29	0	149
	Bachelor of Science in midwifery (BSM)	1	24	25	0	46
	Associated degree in nursing (AND)	0	200	200	200	600
	Associated degree in midwifery (ADM)	0	200	200	200	600
	Associated degree in Medical Laboratory Technology (ADMLT)	0	100	100	100	300
CHENLA University in Battambang	Associated degree in nursing (AND)	0	250	250	0	300
	Associated degree in midwifery (ADM)	0	200	200	0	250
LIFE University	Bachelor of Science in nursing (BSN)	0	19	19	0	66
	Bachelor of Science in midwifery (BSM)	0	13	13	0	30
	Associated degree in nursing (AND)	0	40	40	0	40
	Associated degree in midwifery (ADM)	0	40	40	0	40
Phnom Penh Institute of Nursing and Paramedical Science	Associated degree in nursing (AND)	0	150	150	0	195
	Associated degree in midwifery (ADM)	0	100	100	0	136
	Associated degree in Medical Laboratory Technology (ADMLT)	0	50	50	0	75
Asia Institute of Science	Associated degree in nursing (AND)	0	242	242	0	442
	Associated degree in midwifery (ADM)	0	154	154	0	304
	Associated degree in Medical Laboratory Technology (ADMLT)	0	84	84	0	164
Battambang Nursing Institute	Associated degree in nursing (AND)	0	150	150	0	150
	Associated degree in midwifery (ADM)	0	100	100	0	100
International Science Institute	Associated degree in nursing (AND)	0	50	50	0	130
Kampong Cham University	Bachelor of Science in nursing (BSN)	0	16	16	0	16
	Bachelor of Science in midwifery (BSM)	0	17	17	0	17
	Associated degree in nursing (AND)	0	240	240	0	240
	Associated degree in midwifery (ADM)	0	160	160	0	160
	Associated degree in Medical Laboratory Technology (ADMLT)	0	80	80	0	80
	Associated degree in dental nurse (ADDN)	0	80	80	0	80
Meanchey University	Primary nurse (PN)	0	40	40	40	40
	Primary midwife (PM)	0	40	40	40	40

HEALTH FINANCING

National Budget from 2008-2013

	2008	2009	2010	2011	2012	2013
Approved budget	404,803.80	503,846.6	600,056.00	694,331.40	794,213.50	901,500.80
% of annual increase	20.10%	24.50%	19.00%	15.70%	14.30%	13.51%
Expenditure	426,790.30	524,146.30	615,375.30	655,098.90	759,206.60	842,230.47
% of Expense	105.43%	104.03%	102.55%	94.35%	95.59%	93.43%