

FOREWORD

An important aspect of Health Planning and Management is the collection, analysis and use of reliable health information . With this regard, an effective health information system contributes significantly to effective monitoring and evaluating of the progress of health system development .

This tenth National Health Statistic Report provides a wide range of Information to all information users . Health care providers , manager and others at all level are increasingly using health Information obtained through the National Health Information system not merely for the managements of their health service delivery and planning, but also for monitoring and evaluation of their activities and program.

The Ministry of Health would like to take this opportunity to thank all partners, provincial and municipal health department , other concerned departments and centers as well as various organizations for their collaboration in making this edition possible.

Phnom Penh, , 2005

Director General for Health

TABLE OF CONTENTS

Summary of Main Health Indicators		5
1 -	Geo-demographic data	7
1.1	Administration Map of Cambodia	8
1.2	Geo- demographic data by province, Cambodia 2004	9
1.3	Socio-demographic indicators, Cambodia 2004	10
1.4	Population density of Cambodia	11
2 -	Utilization of the Health services	12
2.1	Out-patient consultations and number of new cases by province	13
2.2	Out-patient consultations and number of new cases in national hospital	13
2.3	Out-patient consultations and new cases by age group by province	14
2.4	Out-patient consultations and new cases by age group in national hospital	14
2.5	Antenatal care activities	15
2.5.1	Antenatal consultations by province	15
2.5.2	Antenatal consultations in national hospital	15
2.5.3	Number and percentage of risk pregnancies and cases referred by province	16
2.5.4	Number and percentage of risk pregnancies and cases referred in national hospital	16
2.6	Delivery activities	17
2.6.1	Home deliveries, health center deliveries and hospital deliveries	17
2.6.2	Problem related to deliveries (still birth, dystocie, cesarean section, maternal death)	18
2.7	Birth spacing activities	19
2.8	Expanded program of immunization activities	20
2.8.1	Immunization coverage of children under 1 year of age by province	20
2.8.2	Tetanus toxoid coverage for women of child bearing age and pregnant women by province	21
2.9	Hospital Activities	22
2.9.1	Number and type of hospital discharges by province	22
2.9.2	Main hospital indicators by province	26
2.9.3	Bed occupancy rate (BOR) by province	30
3 -	Health problems	31
3.1	Main health problem of health center outpatient consultation by age group	32
3.2	Frequency and age distribution of main health problem among inpatients	33
3.3	Main health problem of inpatients	38
3.4	Cases, deaths and hospital case fatality rate of main IPD health problems	39
3.5	Specific health problem	40
3.5.1	Tuberculosis	40
3.5.2	Malaria	41
3.5.3	Dengue	42
3.5.4	Cholera	43
3.5.5	Road and Mine accidents	44
4 -	Comparison of main indicators of service utilization from 1997 to 2004	45
4.1	Number of contact by inhabitant per year	46
4.2	Bed occupancy rate	47
4.3	Antenatal coverage	48
4.4	Delivery coverage	49
4.5	EPI coverage: Measles	50
5 -	Human resources and Government budget	51
5.1	Number of MoH staff at central level, 2004	52
5.2	Number of MoH staff by provinces and total country, 2004	53

DATA COVERAGE

Code	Province	Period	Number of Reports	Reports not yet
			Received	received
1	Svay rieng	January - december	12	
2	Prey Veng	January - december	12	
3	Kandal	January - december	12	
4	Phnom Penh	January - december	12	
5	Kampong Cham	January - december	12	
6	Kampong Chhnang	January - december	12	
7	Kampong Speu	January - december	12	
8	Takeo	January - december	12	
9	Kampot	January - december	12	
10	Sihanouk Ville	January - december	12	
11	Koh Kong	January - december	12	
12	Pursat	January - december	12	
13	Battambang	January - december	12	
14	Banteay Meanchey	January - december	12	
15	Siem Reap	January - december	12	
16	Kampong Thom	January - december	12	
17	Preah Vihear	January - december	12	
18	Kratie	January - december	12	
19	Stung Treng	January - december	12	
20	Mondulkiri	January - december	12	
21	Rattanakiri	January - december	12	
22	Kep Ville	January - december	12	
23	Pailin Ville	January - december	12	
24	Oudar Meanchey	January - december	12	
25	Calmette	January - december	12	
26	MCH	January - december	10	
27	NPH	January - december	12	
28	Kossamak	January - december	4	8
29	Norodom Sihanouk	January - december	12	
30	Ang Duong	January - december	12	
31	Kuntha Bopha	January - december	12	
32	Jaya 7	January - december	12	
33	CENAT	January - december	12	

SUMMARY OF HEALTH INDICATORS

1 Demographic data		Source
1.1	Estimated population (million)	13,091 Millions MoP
1.3	Crude Birth Rate	27.7 per 1,000 population MoP
	Estimated population under 1 year	2.6% MoP
2 Utilization of health Services		
2.1 Outpatient		
2.2.1	Total new cases	6,167,087
2.2.2	Total consultation	6,858,879
2.1.3	Health center consultation	5,915,188
2.1.4	Hospital consultation	251,899
2.1.5	Number of contact by inhabitant per year	0.40
2.5 Antenatal care		
2.5.1	ANC1 Coverage Rate	67.2%
2.5.2	ANC2 Coverage Rate	47.0%
	Return rate	2.27
2.6 Delivery		
	Expected deliveries	772,982
2.6.1	Deliveries reported	61.11%
2.6.1	Total Deliveries	236,179
2.6.1	Total home deliveries by Health Staff	63,802
2.6.1	Percentage delivery at HC	6.70%
2.6.1	Percentage delivery at hospital	9.64%
2.6.1	Percentage delivery trained by health staff	32.97%
2.6.2	Dystocia	0.54%
2.6.2	Hospital maternal mortality rate	0.06%
2.9 Hospital activities (not include TB)		
2.9.3	Total number of Inpatients	314,627
2.9.3	Hospitalization Rates	0.02
2.9.3	Number of Beds	7,747
2.9.3	Total inpatient days	1,807,635
2.9.3	Bed occupancy rate	60.7%
2.9.3	Average length of stay (days)	6
	Hospital mortality rate	1.6%

HEALTH PROBLEMS

Health problems

3.1	Outpatient (% of total new cases consultation)	
	ARI	35.33%
	Cough >21 days	1.64%
	Diarrhea	6.22%
	Malaria	1.46%
	Measles	0.0300%
	Neonatal tetanus	0.0001%
	Others	53.31%
3.2	Inpatient (% of total inpatient)	
	ARI	10.40%
	Diarrhea	4.75%
	Malaria	3.14%
	Gyneco - obstetrics	2.73%
	Dengue	0.53%
	Road accidents	3.99%
	Mine accidents	0.10%
	Dysentery	1.15%
	Others	76.17%
3.4	Cases Fatality Rate (CFR)	
	Malaria	4.08%
	ARI	2.70%
	Meningitis	9.74%
	Road accidents	2.68%
	Mine accidents	2.42%
	Dengue	1.34%
	Diarrhea	0.37%
4	Comparison of main indicators of service utilization	
4.1	Number of contact by inhabitant per year	0.46
4.2	Bed occupancy rate	60.70%
4.3	Antenatal coverage	47.00%
4.4	Delivery coverage	61.11%
4.5	EPI coverage : Measles	68.9%
5	Human Resources	
5.1	Number of MoH staff central level, 2004	3,869
5.2	Number of MOH staff by province, 2004	13,268

I GEO –DEMOGRAPHIC DATA

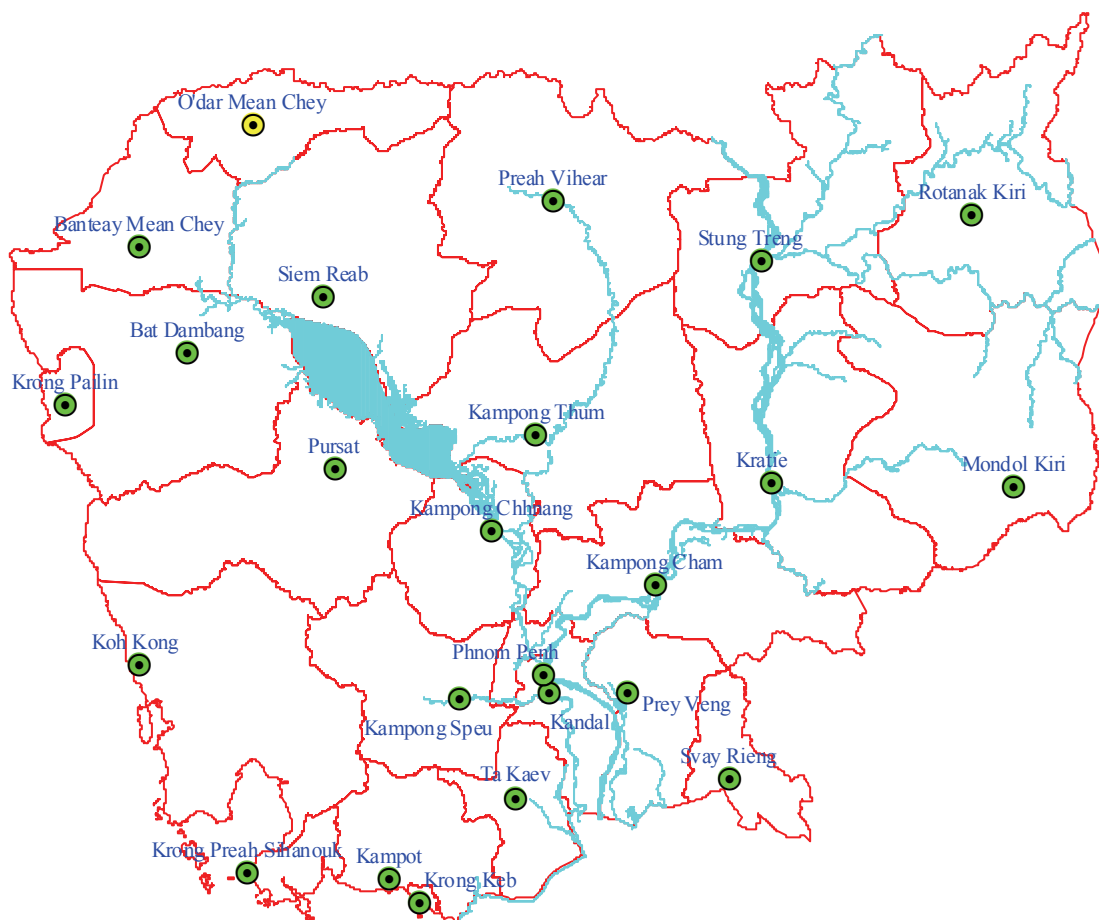
1.1 MAP OF CAMBODIA

1.2 GEO-DEMOGRAPHIC DATA BY PROVINCE, CAMBODIA

1.3 SOCIO-DEMOGRAPHIC INDICATORS, CAMBODIA

1.4 POPULATION DENSITY OF CAMBODIA

1.1 MAP OF CAMBODIA



1.2 GEO-DEMOGRAPHIC DATA BY PROVINCE ,CAMBODIA, 2004

Code	Provinces	Area(Km2)	Density/Km2	Population	# Districts	# Communes	# Villages
1	Banteay Meanchey	6,679	86	752,392	8	63	604
2	Battambang	11,702	68	979,823	12	89	611
3	Kampong Cham	9,799	164	1,830,722	16	173	1,748
4	Kampong Chhnang	5,521	76	501,455	8	69	546
5	Kampong Speu	7,017	85	713,967	8	89	1,319
6	Kampong Thom	13,814	41	668,895	8	81	737
7	Kampot	4,873	108	595,036	8	92	477
8	Kandal	3,568	301	1,224,433	11	147	1,087
9	Koh Kong	11,160	12	183,648	8	32	127
10	Kratie	11,094	24	325,097	5	46	257
11	Mondulkiri	14,288	2	41,201	5	21	98
12	Phnom Penh	290	3,441	1,272,386	7	76	637
13	Preah Vihear	13,788	9	148,407	7	49	204
14	Prey Veng	4,883	194	1,035,672	12	116	1,136
15	Pursat	12,692	28	421,528	6	49	495
16	Rattanakiri	10,782	9	117,664	9	50	240
17	Siem Reap	10,299	68	841,268	12	100	882
18	Sihanouk Ville	868	179	201,981	3	22	85
19	Stung Treng	11,092	7	101,136	5	34	128
20	Svay Rieng	2,966	161	532,478	7	80	690
21	Takeo	3,563	222	889,777	10	100	1,116
22	Oudar Meanchey	6,158	11	133,510	4	18	108
23	Kep V ille	336	85	36,592	2	5	16
24	Pailin Ville*	803	28	43,820	2	8	58
Total:		181,035		15,542,410	183	1,609	13,406

Note: Include area of Tonle Sap Lake (3000 Km2)

Area figures have been obtained from the Ministry of Interior

1-3 SOCIO-DEMOGRAPHIC INDICATORS

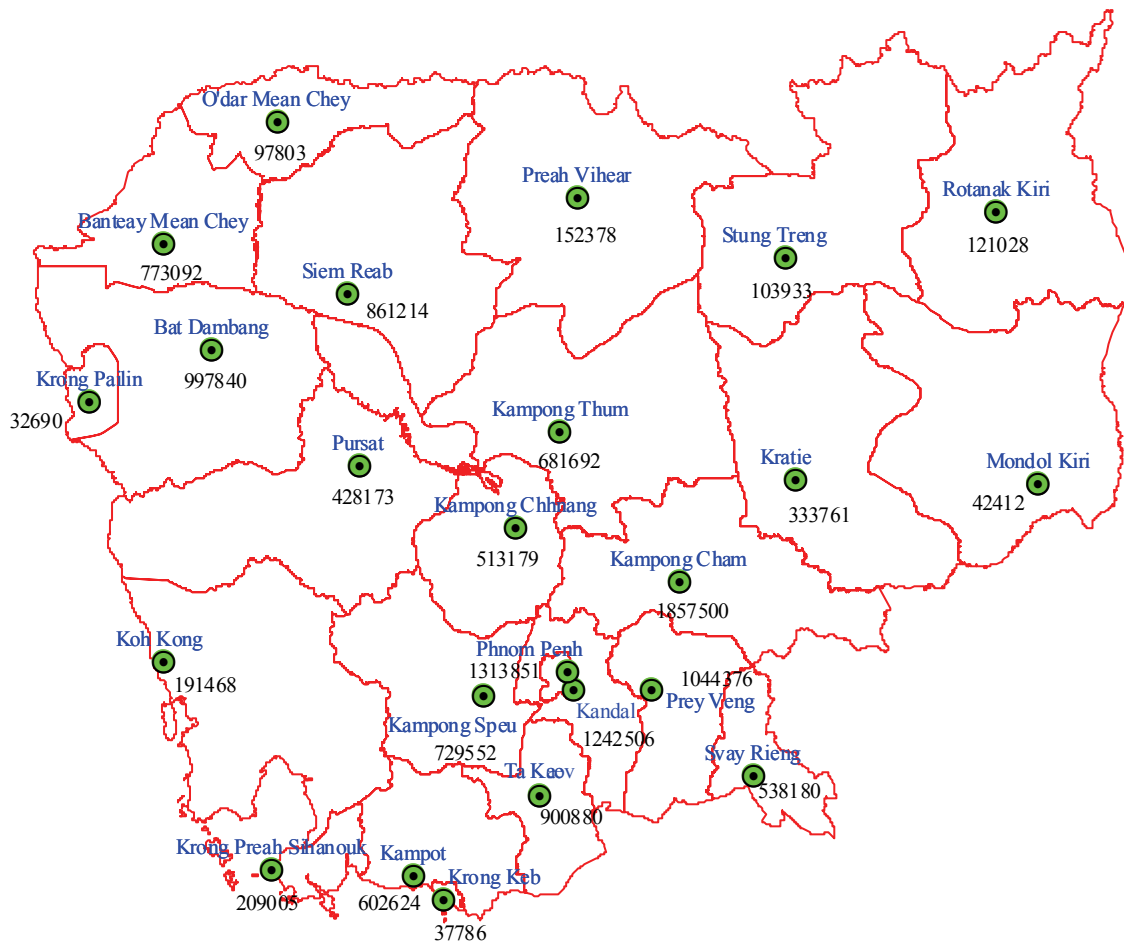
Demographic	
Population	
	13,091Millions ¹
Urban	15%
Rural	85%
Males	48.3%
Females	51.7%
Sex Ratio (number of males for 100 females)	93.5%
Distribution of population by age group(1)	
0 _ 4 years	11%
0-14 years	39%
5-14years	27%
15 _ 49 years (Women in reproductive age only)	26%
Annual Population Growth Rate	1.81%
Male expectancy at birth	60
Female expectancy at birth	65
Number of regular hosholds	2,530,000
Average households size	5.1
Density per km ²	74
Health	
Total Fertility Rate (TFR)	3.3 ¹
Infant Mortality Rate (IMR)	66 per 1,000 live births ¹
Under 5 Mortality Ratio (U5MR)	83 per 1,000 live births ¹
Maternal Mortality Ratio (MMR)	437 per 100,000 live births ²
Crude Birth Rate (CBR)	27.7 per 1,000 population
Contraceptive Prevalence rate (any method) (CPR)	24%
Percentage of household with access to safe drinking water (total)	44% ¹
- Urban	72%
- Rural	40%
Percentage of household with toilet facility within premise (total)	22%
- Urban	55%
- Rural	16%
Education	
Adult literacy aged 15 and over (total)	74% ¹
- Male	85%
- Female	64%
- Urban (both sexes)	84%
- Rural (both sexes)	72%
Economic	
Government expenditure on health care per capita per year (USD)	2.96 ³
Household expenditure on Health care	US\$ 24

(1) National Institute of sttistic, Ministry of planning.Cambodia Inter_censal population survey 2004,general report

(2) Ministry of Health, Ministryb of Planning, Cambodia demographic and health survey 2000

(3) Ministry of Health, DPFI, Joint annual performance review 2005

1-4 POPULATION



2 - UTILIZATION OF HEALTH SERVICES

- 2.1 Out – patient consultations and number of new cases by province
- 2.2 Out – patient consultations and number of new cases in National Hospital
- 2.3 Out – patient consultations and number of new cases by age group by province
- 2.4 Out – patient consultations and number of new cases by age group in National Hospital
- 2.5 Antenatal care activities
 - 2.5.1 Antenatal consultations by province
 - 2.5.2 Antenatal consultations in National hospital
 - 2.5.3 Number and percentage of risk pregnancies and cases referred to hospital
 - 2.5.4 Number and percentage of risk pregnancies and cases referred to National
- 2.6 Delivery activities
 - 2.6.1 Home deliveries, health center deliveries and hospital deliveries
 - 2.6.2 Problems related to deliveries (still birth, dystocie, cesarean section, matern
- 2.7 Birth spacing activities
- 2.8 Expanded Program of Immunization activities
 - 2.8.1 Immunization coverage for children under 1 year of age by province
 - 2.8.2 Tetanus toxoid coverage for women of child bearing age and pregnant wom
- 2.9 Hospital activities
 - 2.9.1 Number and type of hospital discharge by province
 - 2.9.2 Main health indicators by province
 - 2.9.3 Bed occupancy rate (BOR) by province

2.1 OUT-PATIENT CONSULTATIONS AND NUMBER OF NEW CASE BY PROVINCE

Province	Health Center		Hospital				Total new cases	Number contact / Inhabitant / year
	New	Total	Referred Consultation		Self referred			
			OD	Other District	OD	Other District		
Banteay MeanChey	288,409	334,387	2,124	1,702	10,315	2,979	305,529	0.41
Battambang	340,778	458,347	2,480	1,265	17,247	4,108	365,878	0.37
Kampong Cham	714,906	764,649	3,334	305	27,866	6,200	752,611	0.41
Kampong Chhnang	192,623	205,558	517	33	7,570	1,097	201,840	0.40
Kampong Speu	280,038	293,317	1,287	334	6,016	2,264	289,939	0.41
Kampong Thom	273,685	313,620	249	7	5,914	583	280,438	0.42
Kampot	134,151	153,032	489	51	4,713	2,272	141,676	0.24
Kandal	721,058	789,629	4,589	5,798	19,590	13,161	764,196	0.62
Koh Kong	30,393	33,872	45	621	3,694	1	34,754	0.19
Kratie	108,024	114,873	830	538	1,924	1,183	112,499	0.35
Mondul Kiri	27,317	28,102	550	8	347	16	28,238	0.69
Phnom Penh	283,637	334,248	0	0	0	0	283,637	0.22
Preah Vihear	66,116	69,046	64	0	3,715	0	69,895	0.47
Prey Veng	455,605	527,789	1,969	143	10,979	2,780	471,476	0.46
Pursat	188,925	192,189	231	99	2,292	332	191,879	0.46
Rattank Kiri	52,709	55,312	217	0	187	0	53,113	0.45
Siem Reap	386,719	394,702	2,405	438	4,537	2,402	396,501	0.47
Sihanouk Ville	55,227	75,437	53	0	0	0	55,280	0.27
Stung Treng	35,027	36,282	202	0	1,509	0	36,738	0.36
Svay Rieng	244,651	290,669	982	259	5,976	1,837	253,705	0.48
Takeo	428,739	460,035	1,080	8	15,433	12,508	457,768	0.51
Oddar Mean Chey	41,866	45,405	146	1	1,446	73	43,532	0.33
Kep	7,839	8,181	155	4	8,194	1,055	17,247	0.47
Paillin	30,443	33,538	353	1	1,593	25	32,415	0.74
Total :	5,388,885	6,012,219	24,351	11,615	161,057	54,876	5,640,784	0.36

2.2 OUT-PATIENT CONSULTATIONS AND NUMBER OF NEW CASE IN NATIONAL HOSPITAL

Hospital	OPD		Hospital				Total new cases	Number contact / Inhabitant / year
	New	Total	Referred Consultation		Auto referred			
			OD	Other District	OD	Other District		
Calmette	12,170	18,469	0	0	0	0	12,170	
MCH	29,191	46,267	0	0	0	0	29,191	
NPH	34,641	65,418	0	0	0	0	34,641	
Kossamak	20,450	3,422	0	0	0	0	20,450	
Norodom Sihanouk	51,989	51,989	0	0	0	0	51,989	
Ang Doung	42,502	27,210	0	0	0	0	42,502	
Kunthak Bopha	182,489	430,374	0	0	0	0	182,489	
JAYA7	141,355	191,995					141,355	
INAT	11,516	11,516	0	0	0	0	11,516	
Total	526,303	846,660	0	0	0	0	526,303	

Hole Counrty	5,915,188	6,858,879	24,351	11,615	161,057	54,876	6,167,087	0.40
---------------------	------------------	------------------	---------------	---------------	----------------	---------------	------------------	-------------

2.3 OUT-PATIENT CONSULTATIONS , NEW CASE BY PROVINCE BY AGE GROUP AT HEALTH CENTER

Province	OPD				Total
	0 _ 4	5 _ 14	15 _ 49	> 50	
Banteay MeanChey	56,163	48,060	136,007	48,179	288,409
Bat Dambang	55,530	52,042	174,397	58,809	340,778
Kampong Cham	140,235	140,652	301,739	132,280	714,906
Kampong Chhnang	32,755	33,103	92,451	34,314	192,623
Kampong Speue	43,562	55,331	114,042	67,103	280,038
Kampong Thum	44,974	46,609	130,546	51,556	273,685
Kampot	18,049	12,380	70,002	33,720	134,151
Kandal	135,053	138,638	304,045	143,322	721,058
Kaoh Kong	5,981	5,992	11,772	6,648	30,393
Kracheh	19,761	18,754	49,530	19,979	108,024
Mondulkiri	5,870	5,555	9,624	6,268	27,317
Phnom Penh	43,218	51,453	116,669	72,297	283,637
Preah Vihear	9,552	11,724	31,975	12,865	66,116
Prey Veang	80,146	97,440	171,683	106,336	455,605
Pousat	33,199	27,313	100,522	27,891	188,925
Rotanak Kiri	12,475	13,251	16,469	10,514	52,709
Siem Reap	74,570	52,806	195,658	63,685	386,719
Krong P. Sihanouk	6,746	7,360	28,988	12,133	55,227
Stueng Traeng	6,134	5,907	15,565	7,421	35,027
Svay Rieng	47,676	39,146	111,218	46,611	244,651
Takaev	103,529	74,371	167,673	83,166	428,739
Otdar Meanchey	8,862	7,748	18,131	7,125	41,866
Krong Kaeb	811	227	3,456	3,345	7,839
Krong Pailin	3,582	3,913	17,408	5,540	30,443
Total :	988,433	949,775	2,389,570	1,061,107	5,388,885

2.4 OUT-PATIENT CONSULTATIONS , NEW CASE BY PROVINCE BY AGE GROUP IN NATIONAL HOSPITAL

National Hospital	OPD				Total
	0 _ 4	5 _ 14	15 _ 49	>50	
Calmette	2	129	7,993	4,046	12,170
MCH	5,816	10	16,969	6,396	29,191
NPH	21,369	13,272	0	0	34,641
Kossamak	111	6,381	7,088	6,870	20,450
Norodom Sihanouk	56	876	14,660	36,397	51,989
Ang Doung	2,271	11,243	18,449	10,539	42,502
Kunthak Bopha	152,861	29,579	49	0	182,489
JAYA7	92,465	48,884	6	0	141,355
INAT	145	247	855	10,269	11,516
Total :	275,096	110,621	66,069	74,517	526,303
Hole Counrty	1,263,529	1,060,396	2,455,639	1,135,624	5,915,188

2.5 ANTENATAL CARE ACTIVITIES

2.5.1 ANTENATAL CONSULTATIONS BY PROVINCE

Province	Target	Health Center				1st Coverage	2nd Coverage
	Population	1st Consult	2nd Consult	3rd Consult	Total	Rate	Rate
Banteay MeanChey	22,196	14,078	10,496	5,299	34,564	63.4%	47.3%
Battambang	29,395	20,854	14,292	7,473	51,498	70.9%	48.6%
Kampong Cham	54,006	33,287	24,771	13,553	85,835	61.6%	45.9%
Kampong Chhnang	17,049	11,833	8,017	5,421	32,471	69.4%	47.0%
Kampong Speu	21,919	13,665	8,423	4,340	29,892	62.3%	38.4%
Kampong Thom	20,201	10,149	5,932	2,722	21,246	50.2%	29.4%
Kampot	16,840	9,161	6,815	3,261	21,948	54.4%	40.5%
Kandal	31,652	22,989	16,231	8,353	53,887	72.6%	51.3%
Koh Kong	5,254	2,428	1,489	956	5,507	46.2%	28.3%
Kratie	10,345	3,420	1,870	968	6,979	33.1%	18.1%
Mondul Kiri	1,664	539	364	126	1,115	32.4%	21.9%
Phnom Penh	25,397	15,946	9,695	6,192	38,456	62.8%	38.2%
Preah Vihear	4,553	1,325	589	353	2,447	29.1%	12.9%
Prey Veng	27,466	20,031	12,782	7,688	47,868	72.9%	46.5%
Pursat	13,409	9,944	8,266	5,677	30,570	74.2%	61.6%
Rattank Kiri	4,870	1,261	669	348	2,494	25.9%	13.7%
Siem Reap	27,022	16,969	12,990	5,960	41,052	62.8%	48.1%
Sihanouk Ville	5,783	2,711	1,571	938	6,554	46.9%	27.2%
Stung Treng	3,151	2,173	1,372	608	4,498	69.0%	43.5%
Svay Rieng	13,381	12,785	9,345	5,917	34,313	95.5%	69.8%
Takeo	24,923	23,089	15,027	8,659	47,897	92.6%	60.3%
Oddar Mean Chey	3,822	2,042	1,879	1,035	6,537	53.4%	49.2%
Kep	988	223	73	6	302	22.6%	7.4%
Paillin	1,207	1,177	905	534	2,848	97.5%	75.0%
Total :	386,491	252,079	173,863	96,387	610,778	65.2%	45.0%

2.5.2 ANTENATAL CONSULTATIONS IN NATIONAL HOSPITAL

National Hospital	1st Consult	2nd Consult	3rd Consult	Total		
Calmette	2,263	1,579	1,241	7,570		
MCH	8,917	5,324	4,138	28,106		
NPH	0	0	0	0		
Kossamak	37	44	44	230		
Sihanouk	0	0	0	0		
Ang Doung	0	0	0	0		
Kunthak Bopha	0	0	0	0		
JAYA7	0	0	0	0		
INAT	0	0	0	0		
Total :	11,217	6,947	5,423	35,906		
Hole Country	263,296	180,810	101,810	646,684	68.1%	46.8%

2.5.3 NUMBER AND PERCENTAGE OF RISK PREGNANCIES AND REFERRED TO HOSPITAL BY PROVINCE

Province	First	Risk Pregnancies		Referred to Hospital	
	Consultation	Number	%	Number	%
Banteay MeanChey	14,078	1,354	9.6%	199	1.4%
Battambang	20,854	3,605	17.3%	547	2.6%
Kampong Cham	33,287	3,965	11.9%	1,137	3.4%
Kampong Chhnang	11,833	2,442	20.6%	134	1.1%
Kampong Speu	13,665	652	4.8%	155	1.1%
Kampong Thom	10,149	748	7.4%	143	1.4%
Kampot	9,161	611	6.7%	142	1.6%
Kandal	22,989	1,946	8.5%	366	1.6%
Koh Kong	2,428	619	25.5%	21	0.9%
Kratie	3,420	1,410	41.2%	115	3.4%
Mondul Kiri	539	27	5.0%	32	5.9%
Phnom Penh	15,946	72	0.5%	23	0.1%
Preah Vihear	1,325	43	3.2%	15	1.1%
Prey Veng	20,031	1,754	8.8%	910	4.5%
Pursat	9,944	2,050	20.6%	145	1.5%
Rattank Kiri	1,261	22	1.7%	18	1.4%
Siem Reap	16,969	8,131	47.9%	101	0.6%
Sihanouk Ville	2,711	70	2.6%	11	0.4%
Stung Treng	2,173	650	29.9%	189	8.7%
Svay Rieng	12,785	1,672	13.1%	351	2.7%
Takeo	23,089	1,581	6.8%	1,130	4.9%
Oddar Mean Chey	2,042	498	24.4%	70	3.4%
Kep	223	2	0.9%	5	2.2%
Paillin	1,177	169	14.4%	23	2.0%
Total :	252,079	34,093	3	5,982	2.4%

2.5.4 NUMBER AND PERCENTAGE OF RISK PREGNANCIES AND REFERRED CASE TO NATIONAL HOSPITAL

National Hospital	1st	Risk Pregnancies		Referred to Hospital	
	Consultation	Number	%	Number	%
Calmette	2,263	276	12.2%		
MCH	8,917	268	3.0%		
NPH					
Kossamak					
Norodom Sihanouk					
Ang Doung					
Kunthak Bopha					
INAT					
JAYA7					
Total :	11,180	544	4.9%		
Hole Country	263,259	34,637	13.2%	5,982	2.4%

2.6 DELIVERY ACTIVITIES

2.6.1 HOME DELIVERIES, HEALTH CENTER DELIVERIES AND HOSPITAL DELIVERIES

Province	Deliveries at Homme				Deliveries at HC		Hospital Deliveries		Total Deliveries	% Deliveries	% Delivery Trained by Health Staff
	Health Staff		TBAs		#	%	#	%			
	#	%	#	%							
Banteay MeanChey	4,448	20.04%	5,018	22.61%	1,002	4.51%	968	4.36%	11,436	51.52%	28.92%
Battambang	7,030	23.92%	8,649	29.42%	512	1.74%	2,747	9.35%	18,938	64.43%	35.00%
Kampong Cham	9,731	18.02%	15,178	28.10%	1,648	3.05%	2,183	4.04%	28,740	53.22%	25.11%
Kampong Chhnang	1,877	11.01%	5,937	34.82%	975	5.72%	1,325	7.77%	10,114	59.32%	24.50%
Kampong Speu	4,009	18.29%	7,459	34.03%	299	1.36%	706	3.22%	12,473	56.91%	22.88%
Kampong Thom	1,706	8.45%	7,239	35.84%	170	0.84%	710	3.51%	9,825	48.64%	12.80%
Kampot	4,693	27.87%	3,490	20.73%	376	2.23%	654	3.88%	9,213	54.71%	33.99%
Kandal	8,551	27.02%	4,707	14.87%	6,150	19.43%	1,184	3.74%	20,592	65.06%	50.19%
Koh Kong	148	2.82%	1,201	22.86%	282	5.37%	351	6.68%	1,982	37.72%	14.86%
Kratie	924	8.93%	2,232	21.58%	106	1.02%	451	4.36%	3,713	35.89%	14.32%
Mondul Kiri	229	13.76%	217	13.04%	16	0.96%	77	4.63%	539	32.39%	19.35%
Phnom Penh	329	1.30%	84	0.33%	5,816	22.90%	1,483	5.84%	7,712	30.37%	30.04%
Preah Vihear	310	6.81%	1,312	28.82%	19	0.42%	115	2.53%	1,756	38.57%	9.75%
Prey Veng	3,573	13.01%	13,068	47.58%	2,700	9.83%	928	3.38%	20,269	73.80%	26.22%
Pursat	2,090	15.59%	5,252	39.17%	442	3.30%	569	4.24%	8,353	62.29%	23.13%
Rattank Kiri	235	4.83%	703	14.43%	196	4.02%	230	4.72%	1,364	28.01%	13.57%
Siem Reap	6,651	24.61%	7,529	27.86%	1,395	5.16%	343	1.27%	15,918	58.91%	31.05%
Sihanouk Ville	709	12.26%	371	6.42%	67	1.16%	572	9.89%	1,719	29.73%	23.31%
Stung Treng	80	2.54%	1,317	41.79%	34	1.08%	237	7.52%	1,668	52.93%	11.14%
Svay Rieng	2,404	17.97%	7,539	56.34%	169	1.26%	759	5.67%	10,871	81.24%	24.90%
Takeo	3,438	13.79%	7,862	31.55%	3,050	12.24%	1,747	7.01%	16,097	64.59%	33.04%
Oddar Mean Chey	191	5.00%	1,858	48.61%	436	11.41%	143	3.74%	2,628	68.75%	20.14%
Kep	78	7.89%	537	54.35%	0	0.00%	37	3.74%	652	65.99%	11.64%
Paillin	368	30.49%	466	38.61%	26	2.15%	160	13.26%	1,020	84.52%	45.91%
Sub_Total	63,802	16.5%	109,225	28.3%	25,886	6.7%	18,679	4.8%	217,592	56.3%	28.04%
Calmette							2,299	#REF!	2,299	#REF!	
MCH							7,260	#REF!	7,260	#REF!	
NPH							0	#REF!	0	#REF!	
Kossamak							0	#REF!	0	#REF!	
Norodom Sihanouk							934	#REF!	934	#REF!	
Ang Doung							0	#REF!	0	#REF!	
Kunthak Bopha							0	#REF!	0	#REF!	
INAT							0		0		
JAYA7							8,094	#REF!	8,094	#REF!	
Sub_Total							18,587		18,587		
Hole Country :	63,802	16.51%	109,225	28.26%	25,886	6.70%	37,266	9.64%	236,179	61.11%	32.85%

2.6.2 PROBLEM RELATED TO DELIVERIES (STILL BIRTH, DYSTOCIA, CESAREAN SECTION, MATERNAL

Province	Total Deliveries	Still births		Neonatal Deaths		Dystocic Deliveries		Ceasarean		Maternal Deaths	
		#	%	#	%	#	%	#	%	#	%
Banteay MeanChey	11,436	79	0.69%	52	0.45%	62	0.54%	39	0.34%	13	0.11%
Battambang	18,938	106	0.56%	129	0.68%	11	0.06%	264	1.39%	13	0.07%
Kampong Cham	28,740	163	0.57%	94	0.33%	27	0.09%	240	0.84%	11	0.04%
Kampong Chhnang	10,114	59	0.58%	67	0.66%	9	0.09%	141	1.39%	10	0.10%
Kampong Speu	12,473	27	0.22%	15	0.12%	2	0.02%	97	0.78%	17	0.14%
Kampong Thom	9,825	61	0.62%	47	0.48%	3	0.03%	77	0.78%	2	0.02%
Kampot	9,213	30	0.33%	59	0.64%	120	1.30%	47	0.51%	6	0.07%
Kandal	20,592	235	1.14%	215	1.04%	118	0.57%	32	0.16%	3	0.01%
Koh Kong	1,982	25	1.26%	12	0.61%	4	0.20%	7	0.35%	2	0.10%
Kratie	3,713	41	1.10%	29	0.78%	4	0.11%	64	1.72%	7	0.19%
Mondul Kiri	539	13	2.41%	14	2.60%	1	0.19%	0	0.00%	1	0.19%
Phnom Penh	7,712	25	0.32%	8	0.10%	84	1.09%	78	1.01%	0	0.00%
Preah Vihear	1,756	4	0.23%	17	0.97%	3	0.17%	21	1.20%	3	0.17%
Prey Veng	20,269	95	0.47%	72	0.36%	89	0.44%	122	0.60%	4	0.02%
Pursat	8,353	71	0.85%	55	0.66%	1	0.01%	102	1.22%	13	0.16%
Rattank Kiri	1,364	2	0.15%	9	0.66%	53	3.89%	11	0.81%	0	0.00%
Siem Reap	15,918	44	0.28%	17	0.11%	3	0.02%	6	0.04%	1	0.01%
Sihanouk Ville	1,719	16	0.93%	4	0.23%	0	0.00%	65	3.78%	0	0.00%
Stung Treng	1,668	35	2.10%	24	1.44%	7	0.42%	23	1.38%	2	0.12%
Svay Rieng	10,871	104	0.96%	88	0.81%	20	0.18%	50	0.46%	10	0.09%
Takeo	16,097	82	0.51%	29	0.18%	63	0.39%	145	0.90%	7	0.04%
Oddar Mean Chey	2,628	29	1.10%	30	1.14%	431	16.40%	25	0.95%	1	0.04%
Kep	652	0	0.00%	0	0.00%	1	0.15%	1	0.15%	0	0.00%
Paillin	1,020	9	0.88%	58	5.69%	26	2.55%	14	1.37%	0	0.00%
<i>Sub_total</i>	<i>217,592</i>	<i>1,355</i>	<i>0.62%</i>	<i>1,144</i>	<i>0.53%</i>	<i>1,142</i>	<i>0.52%</i>	<i>1,671</i>	<i>0.77%</i>	<i>126</i>	<i>0.06%</i>
Calmette	2,299	27	1.17%	2	0.09%	0	0.00%	502	21.84%	0	0.00%
MCH	7,260	238	3.28%	158	2.18%	0	0.00%	807	11.12%	27	0.37%
NPH	0	0	#DIV/0!	0	#DIV/0!	0	#DIV/0!	0	#DIV/0!	0	#DIV/0!
Kossamak	0	0	#DIV/0!	0	#DIV/0!	11	#DIV/0!	0	#DIV/0!	0	#DIV/0!
Norodom Sihanouk	934	23	2.46%	37	3.96%	0	0.00%	88	9.42%	0	0.00%
Ang Doung	0	0		0		120	#DIV/0!	0	#DIV/0!	0	#DIV/0!
Kunthak Bopha	0	0	#DIV/0!	0	#DIV/0!	0	#DIV/0!	0	#DIV/0!	0	#DIV/0!
JAYA7	8,094	0	0.00%	0	0.00%	0	0.00%	0	0.00%	0	0.00%
CNAT	0	0	#DIV/0!	0	#DIV/0!	0	#DIV/0!	0	#DIV/0!	0	#DIV/0!
<i>Sub_total</i>	<i>18,587</i>	<i>288</i>	<i>1.55%</i>	<i>197</i>	<i>1.06%</i>	<i>131</i>	<i>0.70%</i>	<i>1,397</i>	<i>7.52%</i>	<i>27</i>	<i>0.15%</i>
Hole Country	236,179	1,643	0.70%	1,341	0.57%	1,273	0.54%	3,068	1.30%	153	0.06%

2.7 BIRTH SPACING

CURRENT USER BY METHOD

Province	Pills		IUD		Injections		Condoms		No plan		Grand Total Current user	Target Population	Current User rate
	Current user	Coverage	Current user	Coverage	Current user	Coverage	Current user	Coverage	Current user	Coverage			
Banteay Meanchey	15,875	15.1%	560	1.7%	14,457	13.7%	1,472	4.5%	0	0.0%	32,364	105,335	30.7%
Battambang	15,101	11.0%	850	3.1%	9,801	7.1%	1,424	5.2%	305	1.1%	27,481	137,175	20.0%
Kampong Cham	18,298	7.1%	1,035	2.3%	21,930	49.4%	2,923	6.6%	186	0.4%	44,372	256,301	17.3%
Kampong Chhnang	3,686	5.3%	84	0.9%	5,151	53.9%	641	6.7%	0	0.0%	9,562	70,204	13.6%
Kampong Speu	12,453	12.5%	198	0.9%	8,442	39.7%	172	0.8%	0	0.0%	21,265	99,955	21.3%
Kampong Thom	14,298	15.3%	92	0.3%	12,431	44.7%	989	3.6%	0	0.0%	27,810	93,645	29.7%
Kampot	17,084	20.5%	796	3.3%	5,687	23.8%	325	1.4%	0	0.0%	23,892	83,305	28.7%
Kandal	19,426	11.3%	411	0.9%	21,657	49.9%	1,882	4.3%	0	0.0%	43,376	171,421	25.3%
Koh Kong	1,249	4.9%	107	3.9%	1,377	50.4%	0	0.0%	0	0.0%	2,733	25,711	10.6%
Kratie	4,017	8.8%	160	2.7%	1,382	23.2%	408	6.8%	0	0.0%	5,967	45,514	13.1%
Mondul Kiri	511	8.9%	3	0.3%	441	45.8%	8	0.8%	0	0.0%	963	5,768	16.7%
Phnom Penh	2,582	1.4%	212	4.8%	1,285	29.4%	293	6.7%	0	0.0%	4,372	178,134	2.5%
Preah Vihear	61	0.3%	22	7.6%	0	0.0%	206	71.3%	0	0.0%	289	20,777	1.4%
Prey Veng	11,717	8.1%	307	1.0%	16,816	56.8%	789	2.7%	0	0.0%	29,629	144,994	20.4%
Pursat	3,056	5.2%	835	8.3%	5,699	56.4%	514	5.1%	0	0.0%	10,104	59,014	17.1%
Rattanak Kiri	849	5.2%	28	1.7%	751	45.6%	18	1.1%	0	0.0%	1,646	16,473	10.0%
Siem Reap	13,701	11.6%	1,238	5.1%	8,631	35.7%	626	2.6%	0	0.0%	24,196	117,778	20.5%
Sihanouk Ville	4,893	17.3%	576	7.1%	2,452	30.1%	186	2.3%	45	0.6%	8,152	28,277	28.8%
Stung Treng	1,024	7.2%	28	0.9%	1,867	63.1%	40	1.4%	0	0.0%	2,959	14,159	20.9%
Svay Rieng	7,791	10.5%	159	1.0%	7,011	46.0%	288	1.9%	0	0.0%	15,249	74,547	20.5%
Takeo	24,615	19.8%	157	0.4%	12,786	33.3%	867	2.3%	0	0.0%	38,425	124,569	30.8%
Oddar Mean Chey	2,392	12.8%	83	1.9%	1,841	41.4%	127	2.9%	0	0.0%	4,443	18,691	23.8%
Kep	398	7.8%	5	0.7%	326	44.7%	0	0.0%	0	0.0%	729	5,123	14.2%
Pailin	161	2.6%	37	8.0%	252	54.7%	11	2.4%	0	0.0%	461	6,135	7.5%
Sub_total	195,238	10.26%	7,983	0.4%	162,473	8.5%	14,209	0.7%	536	0.0%	380,439	1,903,004	20.0%
Calmette	491		106		40		35		0		672		
MCH	186		591		38		11		0		826		
Sub_total	677		697		78		46		0		1,498		
Total	195,915	10.30%	8,680	0.46%	325,024	8.54%	28,464	0.75%	1,072	0.14%	762,376	3,806,009	20.03%

2.8 EXPANDED PROGRAM OF IMMUNIZATION

2.8.1 IMMUNIZATION COVERAGE FOR CHILDREN 1 YEAR OF AGE BY PROVINCE

Province	# of session		Target Pop	BCG		OPV			DPT			Measles		Drop - out Rate					
	Planned	Executed		%	1	2	3	%	1	2	3	%	Doses	%	BCG-Measle	Polio 1 - 3	DPT1-3		
Banteay Meanchey	8,995	8,436	94%	21,062	17,107	81%	16,840	16,356	15,699	75%	16,847	16,348	15,590	74%	15,398	73%	10%	7%	7%
Batambang	12,272	12,082	98%	27,434	26,553	97%	25,838	24,404	23,056	84%	25,757	24,389	23,063	84%	21,615	79%	19%	11%	10%
Kampong Cham	25,707	25,493	99%	49,424	45,466	92%	43,828	43,097	42,613	86%	43,760	43,027	42,554	86%	39,760	80%	13%	3%	3%
Kampong Chhnang	8,963	8,894	99%	15,545	13,591	87%	12,887	12,749	12,738	82%	12,899	12,709	12,682	82%	12,030	77%	11%	1%	2%
Kampong Speu	10,337	10,002	97%	20,705	19,280	93%	18,914	18,280	17,545	85%	18,972	18,299	17,612	85%	15,720	76%	18%	7%	7%
Kampong Thom	8,890	8,205	92%	18,581	15,506	83%	15,225	15,024	14,141	76%	15,216	15,008	14,134	76%	12,910	69%	17%	7%	7%
Kampot	8,642	8,327	96%	15,471	14,225	92%	13,706	13,432	12,980	84%	13,678	13,409	12,958	84%	12,010	78%	16%	5%	5%
Kandal	22,018	20,944	95%	29,386	27,706	94%	27,816	26,765	25,773	88%	27,806	26,763	25,705	87%	24,697	84%	11%	7%	8%
Koh Kong	1,769	1,311	74%	4,958	3,077	62%	3,016	2,611	2,351	47%	3,058	2,605	2,333	47%	2,290	46%	26%	22%	24%
Kratie	4,236	3,946	93%	9,753	7,774	80%	7,915	6,760	5,784	59%	7,441	6,523	5,770	59%	6,078	62%	22%	27%	22%
Mondul Kiri	651	567	87%	1,483	1,457	98%	1,392	1,229	1,000	67%	1,392	1,229	1,000	67%	936	63%	36%	28%	28%
Phnom Penh	9,557	8,981	94%	24,171	35,370	146%	34,369	23,435	32,173	133%	33,953	23,650	31,518	130%	27,446	114%	22%	6%	7%
Preah Vihear	1,704	1,589	93%	4,304	4,318	100%	4,448	3,616	2,821	66%	4,286	3,572	2,750	64%	2,541	59%	41%	37%	36%
Prey Veng	13,981	14,227	102%	25,892	24,388	94%	23,344	22,112	21,308	82%	23,370	22,096	21,336	82%	20,734	80%	15%	9%	9%
Pursat	6,160	6,009	98%	12,225	10,532	86%	10,087	9,876	9,572	78%	10,052	9,861	9,539	78%	9,545	78%	9%	5%	5%
Rattanak Kiri	3,214	2,965	92%	4,354	4,490	103%	4,769	4,235	4,334	100%	4,518	4,020	3,846	88%	3,220	74%	28%	9%	15%
Siem Reap	12,593	12,011	95%	25,237	22,601	90%	22,067	21,331	20,588	82%	22,054	21,336	20,629	82%	21,217	84%	6%	7%	6%
Sihanouk Ville	2,099	2,054	98%	5,453	4,349	80%	4,506	4,273	3,957	73%	4,546	4,324	4,022	74%	3,427	63%	21%	12%	12%
Stung Treng	2,973	2,875	97%	2,933	2,767	94%	2,625	2,441	2,338	80%	2,625	2,441	2,338	80%	2,185	74%	21%	11%	11%
Svay Rieng	8,389	8,128	97%	12,247	11,351	93%	10,649	10,336	10,289	84%	10,682	10,325	10,307	84%	9,983	82%	12%	3%	4%
Takeo	11,345	11,233	99%	23,134	22,593	98%	21,915	21,833	21,354	92%	21,882	21,736	21,276	92%	20,051	87%	11%	36%	3%
Oddar Mean Chey	2,952	2,854	97%	2,767	3,537	128%	3,674	3,636	3,441	124%	3,687	3,716	3,470	125%	3,199	116%	10%	6%	6%
Kep	264	264	100%	915	821	90%	783	820	702	77%	783	820	702	77%	670	73%	18%	10%	10%
Pailin	322	316	98%	817	1,471	180%	1,427	1,261	992	121%	1,323	977	799	98%	840	103%	43%	30%	40%
Total :	188,033	181,713	97%	358,251	340,330	95%	332,040	309,912	307,549	86%	330,587	309,183	305,933	85%	288,502	81%	15%	7%	7%

2.8.2 TETANUS TOXOID IMMUNIZATION COVERAGE FOR 2004

Provinces	Pregnant Women	CBR *	CBA (Women)		I		II		III		IV		V		TT2+		
			15-44 y	PW	CBA	PW	CBA	PW	CBA	PW	CBA	PW	CBA	TT2+pw	%PW	TT2+cha	%CBA
Banteay Mean Chey	22,572	3.00%	175,649	9,504	24,455	8,516	17,697	1,963	17,633	857	0	513	0	11,849	52%	34,860	20%
Battambang	29,395	3.00%	224,838	13,267	20,411	11,264	16,063	3,233	16,975	1,385	1	566	1	16,448	56%	33,040	15%
Kampong Cham	54,922	3.00%	436,166	20,776	100,801	17,834	83,122	5,839	79,209	1,837	3	455	8	25,965	47%	162,342	37%
Kampong Chhnang	17,049	3.40%	111,751	6,041	13,201	5,112	11,103	1,651	13,015	1,203	0	178	0	8,144	48%	24,118	22%
Kampong Speu	22,133	3.10%	162,552	4,728	66,601	2,307	13,321	1,374	12,656	2,316	20,735	239	394	6,236	28%	47,106	29%
Kampong Thom	20,667	3.00%	156,196	4,715	50,466	4,341	5,577	2,206	10,396	1,771	7,313	249	1,633	8,567	43%	24,919	16%
Kampot	16,661	2.80%	140,285	4,014	4,821	3,776	5,426	1,936	11,908	1,421	0	519	0	7,652	46%	17,334	12%
Kandal	31,835	2.60%	288,950	12,500	9,421	9,416	6,484	1,948	5,495	1,027	2,797	463	1,600	12,854	40%	16,376	6%
Koh Kong	5,326	2.90%	40,814	1,339	4,845	1,057	3,744	433	2,941	182	1,235	48	405	1,720	32%	8,325	20%
Kratie	10,403	3.20%	72,735	2,348	8,582	1,727	5,453	764	8,635	607	0	89	8	3,187	31%	14,096	19%
Monul Kiri	1,648	4.00%	8,434	320	2,211	282	3,085	211	4,080	115	0	57	0	665	40%	7,165	85%
Phnom Penh	25,448	2.00%	351,145	12,349	65,681	8,905	48,357	3,318	13,107	1,911	2,050	7,159	5,688	21,293	84%	69,202	20%
Preah Vihear	4,601	3.10%	32,167	1,875	21,044	1,813	22,160	691	3,319	384	1,660	168	845	3,056	66%	27,984	87%
Prey Veng	27,963	2.70%	263,837	15,116	10,920	12,888	7,671	1,862	6,332	548	0	57	0	15,355	55%	14,003	5%
Pursat	13,489	3.20%	96,551	4,349	8,190	3,659	7,390	1,117	10,676	848	1,104	113	479	5,737	43%	19,649	20%
Rattanak Kiri	4,824	4.10%	25,096	1,015	3,770	1,037	3,396	620	4,743	543	789	261	497	2,461	51%	9,425	38%
Siem Reap	26,921	3.20%	196,357	10,757	21,424	8,838	19,510	3,049	28,066	2,099	0	269	9	14,255	53%	47,585	24%
Sihanouk Ville	5,857	2.90%	47,660	1,919	7,905	1,528	5,665	445	1,823	246	676	72	286	2,291	39%	8,450	18%
Stung Treng	3,135	3.10%	22,337	310	1,423	317	1,771	383	2,316	322	2,231	188	1,033	12,10	39%	7,351	33%
Svay Rieng	13,312	2.50%	132,924	6,915	14,948	6,449	11,240	2,565	9,236	895	3,131	414	1,361	10,323	78%	24,968	19%
Takeo	24,914	2.80%	207,090	11,485	14,571	10,770	14,176	2,165	13,738	691	3,863	189	1,052	13,815	55%	32,829	16%
Oddar Mean Chey	2,767	2.90%	20,628	1,746	4,794	1,458	4,462	570	4,693	181	1,441	87	586	2,296	83%	11,182	54%
Keap	988	2.70%	8,249	338	229	301	292	2	362	0	64	0	0	303	31%	718	9%
Pailin	880	2.80%	6,614	1,191	7,563	723	5,819	141	702	49	0	10	0	923	105%	6,521	99%
Total	387,110	2.84%	3,229,025	148,917	442,857	124,318	322,984	38,486	281,586	21,438	49,093	12,363	15,885	196,605	51%	669,548	21%

* Percentage of expected pregnancy

2.9 HOSPITAL ACTIVITIES

2.9.1 NUMBER AND TYPE OF HOSPITAL DISCHARGES BY PROVINCE

Banteay Meanchey

Disrict	Beds	Auth.Disch		Transferred		UnAuth.Disch		Deaths		Tot.Disch
		#	%	#	%	#	%	#	%	
Monkul Borei	262	5,182	95.22%	27	0.50%	5	0.09%	228	4.19%	5,442
Preah Net Preah	51	1,043	91.57%	76	6.67%	9	0.79%	11	0.97%	1,139
Thmar Pouk	55	1,782	87.61%	142	6.98%	44	2.16%	66	3.24%	2,034
Or Chrov	76	2,946	88.82%	298	8.98%	0	0.00%	73	2.20%	3,317
Total	444	10,953	91.80%	543	4.55%	58	0.49%	378	3.17%	11,932

Battambang

Disrict	Beds	Auth.Disch		Transferred		UnAuth.Disch		Deaths		Tot.Disch
		#	%	#	%	#	%	#	%	
Thmar Koul	71	1,314	87.83%	180	12.03%	1	0.07%	1	0.07%	1,496
Mong Rossey	64	2,293	91.61%	140	5.59%	62	2.48%	8	0.32%	2,503
Sampov Loun	80	1,801	92.88%	109	5.62%	28	1.44%	1	0.05%	1,939
Svay Por	258	7,620	90.83%	366	4.36%	380	4.53%	23	0.27%	8,389
Sangke	13	670	97.95%	14	2.05%	0	0.00%	0	0.00%	684
Total	486	13,698	91.25%	809	5.39%	471	3.14%	33	0.22%	15,011

Kampong Cham

Disrict	Beds	Auth.Disch		Transferred		UnAuth.Disch		Deaths		Tot.Disch
		#	%	#	%	#	%	#	%	
Chamkar Leu	35	2,160	97.56%	40	1.81%	0	0.00%	14	0.63%	2,214
Choeng Prey	60	1,277	87.35%	166	11.35%	0	0.00%	19	1.30%	1,462
Kampong Cham	210	6,772	91.27%	223	3.01%	200	2.70%	225	3.03%	7,420
Kroch Chmar	50	1,367	94.34%	42	2.90%	24	1.66%	16	1.10%	1,449
Memut	50	4,486	93.17%	189	3.93%	82	1.70%	58	1.20%	4,815
O Reang Ov	35	1,155	93.30%	77	6.22%	0	0.00%	6	0.48%	1,238
Ponhea Krek	35	2,125	87.96%	217	8.98%	35	1.45%	39	1.61%	2,416
Prey Chhor	45	1,119	89.81%	106	8.51%	0	0.00%	21	1.69%	1,246
Srei Santhor	45	2,862	92.77%	213	6.90%	2	0.06%	8	0.26%	3,085
Tbong Khmum	50	2,027	95.48%	74	3.49%	3	0.14%	19	0.89%	2,123
Total	615	25,350	92.29%	1,347	4.90%	346	1.26%	425	1.55%	27,468

Kampong Chhnang

Disrict	Beds	Auth.Disch		Transferred		UnAuth.Disch		Deaths		Tot.Disch
		#	%	#	%	#	%	#	%	
Kampong Chhnang	156	5,535	94.65%	214	3.66%	51	0.87%	48	0.82%	5,848
Kampong Tralach	20	999	76.20%	292	22.27%	10	0.76%	10	0.76%	1,311
Total	176	6,534	91.27%	506	7.07%	61	0.85%	58	0.81%	7,159

Kampong Speu

Disrict	Beds	Auth.Disch		Transferred		UnAuth.Disch		Deaths		Tot.Disch
		#	%	#	%	#	%	#	%	
Kampong Speu	102	3,194	95.54%	38	1.14%	2	0.06%	109	3.26%	3,343
Korong Pisey	55	1,830	98.87%	19	1.03%	0	0.00%	2	0.11%	1,851
Oudong	40	1,528	93.92%	93	5.72%	0	0.00%	6	0.37%	1,627
Total	95	6,552	96.06%	150	2.20%	2	0.03%	117	1.72%	6,821

Kampong Thom

Disrict	Beds	Auth.Disch		Transferred		UnAuth.Disch		Deaths		Tot.Disch
		#	%	#	%	#	%	#	%	
Baray Santuk	69	1,196	84.46%	147	10.38%	43	3.04%	30	2.12%	1,416
Kampong Thor	194	6,927	87.82%	142	1.80%	29	0.37%	57	0.72%	7,888
Stong	60	1,749	105.36%	9	0.54%		0.00%	56	3.37%	1,660
Total	323	9,872	90.04%	298	2.72%	72	0.66%	143	1.30%	10,964

Kam pot

Disrict	Beds	Auth.Disch		Transferred		UnAuth.Disch		Deaths		Tot.Disch
		#	%	#	%	#	%	#	%	
Angkor Chey	40	715	97.81%	14	1.92%	0	0.00%	2	0.27%	731
Chhouk	89	3,201	92.57%	246	7.11%	2	0.06%	9	0.26%	3,458
Kampong	36	818	96.01%	23	2.70%	2	0.23%	9	1.06%	852
Kampot	125	2,847	95.57%	12	0.40%	27	0.91%	93	3.12%	2,979
Total	290	7,581	94.53%	295	3.68%	31	0.39%	113	1.41%	8,020

Kandal

Disrict	Beds	Auth.Disch		Transferred		UnAuth.Disch		Deaths		Tot.Disch
		#	%	#	%	#	%	#	%	
Ang Snoul	15	235	100.00%	0	0.00%	0	0.00%	0	0.00%	235
Kean Svay	102	3,902	98.71%	50	1.26%	0	0.00%	1	0.03%	3,953
Koh Thom	42	1,701	96.76%	41	2.33%	1	0.06%	15	0.85%	1,758
Khsach	30	2,864	97.68%	66	2.25%	0	0.00%	2	0.07%	2,932
Muk Kam	22	1,148	98.20%	19	1.63%	0	0.00%	2	0.17%	1,169
Ponhea Leu	30	1,155	96.73%	39	3.27%	0	0.00%	0	0.00%	1,194
Saang	60	1,875	89.03%	194	9.21%	36	1.71%	1	0.05%	2,106
Takhmao	150	3,404	97.90%	40	1.15%	20	0.58%	13	0.37%	3,477
Total	451	16,284	96.79%	449	2.67%	57	0.34%	34	0.20%	16,824

Ko h Ko ng

Disrict	Beds	Auth.Disch		Transferred		UnAuth.Disch		Deaths		Tot.Disch
		#	%	#	%	#	%	#	%	
Smach	59	1,156	90.10%	68	5.30%	18	1.40%	41	3.20%	1,283
Sre Ambel	22	372	83.78%	52	11.71%	9	2.03%	11	2.48%	444
Total	81	1,528	88.48%	120	6.95%	27	1.56%	52	3.01%	1,727

Kratie

Disrict	Beds	Auth.Disch		Transferred		UnAuth.Disch		Deaths		Tot.Disch
		#	%	#	%	#	%	#	%	
Chhlong	90	2,067	90.50%	77	3.37%	91	3.98%	49	2.15%	2,284
Kratie	142	3,462	93.47%	93	2.51%	37	1.00%	112	3.02%	3,704
Total	232	5,529	92.33%	170	2.84%	128	2.14%	161	2.69%	5,988

Mo ndulkiri

Disrict	Beds	Auth.Disch		Transferred		UnAuth.Disch		Deaths		Tot.Disch
		#	%	#	%	#	%	#	%	
Sen Monorum	47	1,217	91.09%	69	5.16%	50	3.74%	0	0.00%	1,336
Total	47	1,217	91.09%	69	5.16%	50	3.74%	0	0.00%	1,336

P hno m P en h

Disrict	Beds	Auth.Disch		Transferred		UnAuth.Disch		Deaths		Tot.Disch
		#	%	#	%	#	%	#	%	
Cheung	40	1,504	100.00%	0	0.00%	0	0.00%	0	0.00%	1,504
Kandal	193	4,222	95.48%	78	1.76%	82	1.85%	40	0.90%	4,422
Lech	37	2,323	95.68%	105	4.32%	0	0.00%	0	0.00%	2,428
Tbong	45	2,999	100.00%	0	0.00%	0	0.00%	0	0.00%	2,999
Total	315	2,403	21.17%	2	0.02%	0	0.00%	1	0.01%	11,353

Preah Vihear

District	Beds	Auth.Disch		Transferred		UnAuth.Disch		Deaths		Tot.Disch
		#	%	#	%	#	%	#	%	
Tbeng Meanchey	153	3,949	96.18%	82	2.00%	5	0.12%	70	1.70%	4,106
Total	153	3,949	96.18%	82	2.00%	5	0.12%	70	1.70%	4,106

Prey Veng

District	Beds	Auth.Disch		Transferred		UnAuth.Disch		Deaths		Tot.Disch
		#	%	#	%	#	%	#	%	
Kamchay Mear	34	764	99.87%	1	0.13%	0	0.00%	0	0.00%	765
Kampong Trabek	50	1,993	94.23%	64	3.03%	26	1.23%	32	1.51%	2,115
Mesang	25	705	82.55%	88	10.30%	50	5.85%	11	1.29%	854
Neak Loung	106	3,535	96.98%	104	2.85%	3	0.08%	3	0.08%	3,645
Peareang	61	3,946	96.43%	127	3.10%	10	0.24%	9	0.22%	4,092
Preah Sdach	26	646	92.15%	44	6.28%	5	0.71%	6	0.86%	701
Prey Veng	117	1,726	98.85%	8	0.46%	0	0.00%	12	0.69%	1,746
Total	419	13,315	95.67%	436	3.13%	94	0.68%	73	0.52%	13,918

Pursat

District	Beds	Auth.Disch		Transferred		UnAuth.Disch		Deaths		Tot.Disch
		#	%	#	%	#	%	#	%	
Bakan	46	875	73.65%	252	21.21%	32	2.69%	29	2.44%	1,188
Sampov Meas	221	4,806	90.51%	105	1.98%	158	2.98%	241	4.54%	5,310
Total	267	5,681	87.43%	357	5.49%	190	2.92%	270	4.16%	6,498

Rattanakiri

District	Beds	Auth.Disch		Transferred		UnAuth.Disch		Deaths		Tot.Disch
		#	%	#	%	#	%	#	%	
Ban Long	130	3,204	88.00%	314	8.62%	89	2.44%	34	0.93%	3,641
Total	130	3,204	88.00%	314	8.62%	89	2.44%	34	0.93%	3,641

Siem Reap

District	Beds	Auth.Disch		Transferred		UnAuth.Disch		Deaths		Tot.Disch
		#	%	#	%	#	%	#	%	
Kralanh	54	2,086	95.34%	84	3.84%	1	0.05%	17	0.78%	2,188
Siem Reap	242	5,563	95.72%	52	0.89%	17	0.29%	180	3.10%	5,812
Soth Nikum	100	3,350	90.57%	133	3.60%	76	2.05%	140	3.78%	3,699
Total	396	10,999	94.02%	269	2.30%	94	0.80%	337	2.88%	11,699

Sihanouk Ville

District	Beds	Auth.Disch		Transferred		UnAuth.Disch		Deaths		Tot.Disch
		#	%	#	%	#	%	#	%	
Sihanouk Ville	62	2,706	93.93%	8	0.28%	61	2.12%	106	3.68%	2,881
Total	62	2,706	93.93%	8	0.28%	61	2.12%	106	3.68%	2,881

Stung Treng

District	Beds	Auth.Disch		Transferred		UnAuth.Disch		Deaths		Tot.Disch
		#	%	#	%	#	%	#	%	
Stung Treng	93	2,273	93.35%	63	2.59%	61	2.51%	38	1.56%	2,435
Total	93	2,273	93.35%	63	2.59%	61	2.51%	38	1.56%	2,435

Svay Rieng

District	Beds	Auth.Disch		Transferred		UnAuth.Disch		Deaths		Tot.Disch
		#	%	#	%	#	%	#	%	
Chi Phou	30	1,501	91.41%	138	8.40%	1	0.06%	2	0.12%	1,642
Romeas Hek	40	1,935	94.90%	78	3.83%	1	0.05%	25	1.23%	2,039
Svay Rieng	149	5,606	94.71%	10	0.17%	133	2.25%	170	2.87%	5,919
Total	219	9,042	94.19%	226	2.35%	135	1.41%	197	2.05%	9,600

Takeo

District	Beds	Auth.Disch		Transferred		UnAuth.Disch		Deaths		Tot.Disch
		#	%	#	%	#	%	#	%	
Ang Rokar	30	2,331	95.38%	82	3.36%	19	0.78%	12	0.49%	2,444
Bati	65	2,716	97.07%	66	2.36%	5	0.18%	11	0.39%	2,798
Daun Keo	154	6,901	94.82%	19	0.26%	123	1.69%	235	3.23%	7,278
Kirivong	65	5,230	96.10%	82	1.51%	58	1.07%	72	1.32%	5,442
Prey Kabass	35	1,073	99.08%	6	0.55%	0	0.00%	4	0.37%	1,083
Total	349	18,251	95.83%	255	1.34%	205	1.08%	334	1.75%	19,045

Outdar Meanchey

District	Beds	Auth.Disch		Transferred		UnAuth.Disch		Deaths		Tot.Disch
		#	%	#	%	#	%	#	%	
Samrong	99	2,560	89.01%	127	4.42%	105	3.65%	84	2.92%	2,876
Total	99	2,560	89.01%	127	4.42%	105	3.65%	84	2.92%	2,876

Kep Ville

District	Beds	Auth.Disch		Transferred		UnAuth.Disch		Deaths		Tot.Disch
		#	%	#	%	#	%	#	%	
Kep Ville	20	663	99.10%	5	0.75%	1	0.15%	0	0.00%	669
Total	20	663	99.10%	5	0.75%	1	0.15%	0	0.00%	669

Pailin

District	Beds	Auth.Disch		Transferred		UnAuth.Disch		Deaths		Tot.Disch
		#	%	#	%	#	%	#	%	
Krong Pailin	55	1,463	92.77%	29	1.84%	40	2.54%	45	2.85%	1,577
Total	55	1,463	92.77%	29	1.84%	40	2.54%	45	2.85%	1,577

National Hospital

National Hospital	Beds	Auth.Disch		Transferred		UnAuth.Disch		Deaths		Tot.Disch
		#	%	#	%	#	%	#	%	
MCH	154	9,903	97.22%	31	0.30%	65	0.64%	187	1.84%	10,186
Kunthak Bopha	371	31,730	96.63%	37	0.11%	103	0.31%	967	2.94%	32,837
NPH	114	8,723	98.10%	9	0.10%	12	0.13%	148	1.66%	8,892
Calmette	270	12,769	94.79%	7	0.05%	10	0.07%	685	5.08%	13,471
Kossamak	268	1,866	94.24%	0	0.00%	49	2.47%	65	3.28%	1,980
Norodom Sihanouk	380	13,333	96.34%	0	0.00%	0	0.00%	506	3.66%	13,839
Ang Doung	80	958	97.46%	17	1.73%	8	0.81%	0	0.00%	983
CENAT	151	1,008	84.99%	13	1.10%	72	6.07%	93	7.84%	1,186
Jaya 7	220	28,040	99.06%	11	0.04%	2	0.01%	254	0.90%	28,307
Total	2,008	108,330	97.00%	125	0.11%	321	0.29%	2905	2.60%	111,681

2.9.2 MAIN HOSPITAL INDICATOR BY PROVINCE

Banteay Mean Chey

District	Beds	Total Discharges	EHD	ALS	BOR	Hosp.Mort.Rate
Monkul Borei	262	5,442	48,732	9	51.0%	4.43%
Or Chrov	76	1,139	5,264	5	19.0%	5.09%
Preah Net Preah	51	2,034	12,992	6	69.8%	0.49%
Thmar Pouk	55	3,317	17,246	5	85.9%	2.08%
Total	444	11,932	84,234	7	52.0%	3.17%

Bat Dambang

District	Beds	Total Discharges	EHD	ALS	BOR	Hosp.Mort.Rate
Battang Bang	258	1,496	10,690	7	11.4%	22.26%
Mong Rossey	64	2,503	18,519	7	79.3%	3.36%
Sampov Loun	80	1,939	10,473	5	35.9%	2.11%
Sangke	13	8,389	44,206	5	931.6%	0.01%
Thmar Koul	71	684	4,164	6	16.1%	3.07%
Total	486	15,011	88,052	6	49.6%	3.20%

Kampong Cham

District	Beds	Total Discharges	EHD	ALS	BOR	Hosp.Mort.Rate
Chamkar Leu	35	2,214	15,669	7	122.7%	0.72%
Choeng Prey	60	1,462	6,576	4	30.0%	1.30%
Kampong Cham	210	7,420	56,188	8	73.3%	2.48%
Kroch Chmar	50	1,449	10,966	8	60.1%	1.31%
Memut	50	4,815	20,807	4	114.0%	1.39%
O Reang Ov	35	1,238	6,898	6	54.0%	1.29%
Ponhea Krek	35	2,416	11,838	5	92.7%	0.79%
Prey Chhor	45	1,246	8,261	7	50.3%	0.64%
Srei Santhor	45	3,085	18,005	6	109.6%	0.45%
Tbong Khmum	50	2,123	8,894	4	48.7%	1.79%
Total	615	27,468	164,102	6	73.1%	1.46%

Kampong Chhnang

District	Beds	Total Discharges	EHD	ALS	BOR	Hosp.Mort.Rate
Kg Chhnang	156	5,848	31,812	5	55.9%	0.80%
Kg Tralach	20	1,311	5,215	4	71.4%	0.61%
Total	176	7,159	37,027	5	57.6%	0.77%

Kampong Spueu

District	Beds	Total Discharges	EHD	ALS	BOR	Hosp.Mort.Rate
Kampong Speu	102	3,343	18,597	6	50.0%	0.03%
Korng Pisey	55	1,851	12,216	7	60.9%	0.05%
Oudong	40	1,627	9,290	6	63.6%	0.31%
Total	197	6,821	40,103	6	55.8%	0.10%

Kampong Thum

District	Beds	Total Discharges	EHD	ALS	BOR	Hosp.Mort.Rate
Kampong Thom	195	1,416	44,928	32	63.1%	1.91%
Barai	69	7,888	8,739	1	34.7%	0.74%
Stung	60	1,660	15,276	9	69.8%	3.49%
Total	324	10,964	68,943	6	58.3%	1.30%

Kampot

District	Beds	Total Discharges	EHD	ALS	BOR	Hosp.Mort.Rate
Angkor Chey	40	731	4,235	6	29.0%	0.27%
Chhouk	89	3,458	20,097	6	61.9%	0.26%
Kampong Trach	36	852	3,483	4	26.5%	1.06%
Kampot	125	2,979	16,165	5	35.4%	3.12%
Total	290	8,020	43,980	5	41.5%	1.41%

Kandal

District	Beds	Total Discharges	EHD	ALS	BOR	Hosp.Mort.Rate
Ang Snoul	15	235	1,303	6	23.8%	0.00%
Kean Svay	102	3,953	23,838	6	64.0%	0.03%
Khsach Kandal	30	1,758	17,191	10	157.0%	0.11%
Koh Thom	42	2,932	14,890	5	97.1%	0.51%
Muk Kam Poul	22	1,169	7,065	6	88.0%	0.17%
Ponhea Leu	30	1,194	5,092	4	46.5%	0.00%
Saang	60	2,106	13,337	6	60.9%	0.05%
Takhmao	150	3,477	35,804	10	65.4%	0.37%
Total	451	16,824	118,520	7	72.0%	0.20%

Kaoh Kong

District	Beds	Total Discharges	EHD	ALS	BOR	Hosp.Mort.Rate
Smach Meanchey	59	1,283	4,531	4	21.0%	3.20%
Sre Ambel	22	444	2,524	6	31.4%	2.48%
Total	81	1,727	7,055	4	23.9%	3.01%

Kracheh

District	Beds	Total Discharges	EHD	ALS	BOR	Hosp.Mort.Rate
Kratie	142	2,284	24,225	11	46.7%	4.90%
Chhlong	90	3,704	15,584	4	47.4%	1.32%
Total	232	5,988	39,809	7	47.0%	2.69%

Monduliri

District	Beds	Total Discharges	EHD	ALS	BOR	Hosp.Mort.Rate
Sen Monorum	44	1,336	5,148	4	32.1%	1.65%
Total	44	1,336	5,148	4	32.1%	1.65%

Phnom Penh

District	Beds	Total Discharges	EHD	ALS	BOR	Hosp.Mort.Rate
Cheung	40	1,504	5,974	4	40.9%	0.00%
Kandal	193	4,422	24,323	6	34.5%	0.90%
Lech	37	2,428	6,719	3	49.8%	0.00%
Tbong	45	2,999	16,225	5	98.8%	0.00%
Total	315	11,353	38,529	3	33.5%	0.35%

Preah Vihear

District	Beds	Total Discharges	EHD	ALS	BOR	Hosp.Mort.Rate
Tbeng Meanchey	145	4,106	22,436	5	42.4%	1.73%
Total	145	4,106	22436	5	42.4%	1.73%

Prey Veng

District	Beds	Total Discharges	EHD	ALS	BOR	Hosp.Mort.Rate
Kamchay Mear	34	765	5,131	7	41.3%	0.00%
Kampong Trabek	50	2,115	14,614	7	80.1%	1.32%
Mesang	25	854	3,756	4	41.2%	0.23%
Neak Loung	106	3,645	19,494	5	50.4%	0.44%
Peareang	61	4,092	18,513	5	83.1%	0.22%
Preah Sdach	26	701	4,496	6	47.4%	0.00%
Prey Veng	103	1,746	11,649	7	31.0%	1.20%
Total	405	13,918	77,653	6	52.5%	0.55%

Pousat

District	Beds	Total Discharges	EHD	ALS	BOR	Hosp.Mort.Rate
Bakan	46	1,188	4,930	4	29.4%	3.62%
Sampov Meas	221	5,310	36,358	7	45.1%	3.73%
Total	267	6,498	41288	6	42.4%	3.71%

Ratanak Kiri

District	Beds	Total Discharges	EHD	ALS	BOR	Hosp.Mort.Rate
Ban Long	122	3,641	20,404	6	45.8%	0.58%
Total	122	3,641	20404	6	45.8%	0.58%

Siem Reab

District	Beds	Total Discharges	EHD	ALS	BOR	Hosp.Mort.Rate
Kralanh	54	2,188	16,484	8	83.6%	0.46%
Siem Reap	242	5,812	46,635	8	52.8%	2.80%
Soth Nikum	105	3,699	40,145	11	104.7%	4.00%
Total	401	11,699	103264	9	70.6%	2.74%

Krong Preah Sihanouk

District	Beds	Total Discharges	EHD	ALS	BOR	Hosp.Mort.Rate
Sihanouk Ville	62	2,881	13,495	5	59.6%	3.85%
Total	62	2,881	13,495	5	59.6%	3.85%

Stung Treng

District	Beds	Total Discharges	EHD	ALS	BOR	Hosp.Mort.Rate
Stung Treng	93	2,435	15,404	6	45.4%	2.55%
Total	93	2,435	15404	6	45.4%	2.55%

Svay Rieng

District	Beds	Total Discharges	EHD	ALS	BOR	Hosp.Mort.Rate
Chi Phou	30	1,642	11,529	7	105.3%	0.06%
Romeas Hek	40	2,039	13,081	6	89.6%	1.13%
Svay Rieng	149	5,919	43,798	7	80.5%	1.89%
Total	219	9,600	68,408	7	85.6%	1.42%

Takeo

District	Beds	Total Discharges	EHD	ALS	BOR	Hosp.Mort.Rate
Ang Rokar	30	2,444	8,602	4	78.6%	0.29%
Bati	64	2,798	14,810	5	63.4%	0.07%
Daun Keo	164	7,278	54,550	7	91.1%	2.64%
Kirivong	65	5,442	31,604	6	133.2%	1.07%
Prey Kabass	35	1,083	6,674	6	52.2%	0.00%
Total	358	19,045	116,240	6	89.0%	1.36%

Oudar Meanchety

District	Beds	Total Discharges	EHD	ALS	BOR	Hosp.Mort.Rate
Samrong	99	2,876	17,145	6	47.4%	3.44%
Total	99	2,876	17,145	6	47.4%	3.44%

Kep Ville

District	Beds	Total Discharges	EHD	ALS	BOR	Hosp.Mort.Rate
Kep Ville	20	669	1,514	2	20.7%	0.15%
Total	20	669	1,514	2	20.7%	0.15%

Krong Pailin

District	Beds	Total Discharges	EHD	ALS	BOR	Hosp.Mort.Rate
Krong Pailin	55	1,577	7,707	5	38.4%	2.73%
Total	55	1,577	7,707	5	38.4%	2.73%

National hospital

District	Beds	Total Discharges	EHD	ALS	BOR	Hosp.Mort.Rate
Calmette	270	13,471	77,373	6	78.5%	5.08%
MCH	154	10,186	40,462	4	72.0%	1.84%
NPH	114	8,892	44,741	5	107.5%	1.66%
Kossamak	268	1,980	10,574	5	10.8%	3.28%
Norodom Sihanouk	380	13,839	104,022	8	75.0%	36.17%
Ang Doung	80	983	7,753	8	26.6%	0.00%
Kunthak Bopha	371	32,837	206,325	6	152.4%	2.94%
CENAT	151	1,186	1,263	1	2.3%	0.25%
Jaya 7	220	28,307	122,494	4	152.5%	0.90%
Total	1,738	98,210	615,007	6	96.9%	5.94%

2.9.3 BED OCCUPANCY RATE BY PROVINCE

Provinces	Discharges	EHD	ALS	BOR	Ratio Bed / lhb
Banteay Meanchey	11,932	84,234	7	52.0%	1,695
Battambang	15,011	88,052	6	49.6%	2,016
Kampong Cham	27,468	164,102	6	73.1%	2,977
Kampong Chhnang	7,159	37,027	5	57.6%	2,849
Kampong Speu	6,821	40,103	6	55.8%	3,624
Kampong Thom	10,964	68,943	6	58.3%	2,064
Kampot	8,020	43,980	5	41.5%	2,052
Kandal	16,824	118,520	7	72.0%	2,715
Koh Kong	1,727	7,055	4	23.9%	2,267
Kratie	5,988	39,809	7	47.0%	1,401
Mondul Kiri	1,336	5,148	4	32.1%	936
Phnom Penh	11,353	38,529	3	33.5%	4,039
Preah Vihear	4,489	22,436	5	42.4%	1,023
Prey Veng	13,918	77,653	6	52.5%	2,557
Pursat	6,498	41,288	6	42.4%	1,579
Rattank Kiri	2,908	20,404	6	45.8%	964
Siem Reap	11,699	103,264	9	70.6%	2,098
Sihanouk Ville	2,629	13,495	5	59.6%	3,258
Stung Treng	2,435	15,404	6	45.4%	1,087
Svay Rieng	9,600	68,408	7	85.6%	2,431
Takeo	19,045	68,408	6	89.0%	2,485
Oddar Mean Chey	2,876	17,145	6	47.4%	964
Kep	669	1,514	6	20.7%	1,830
Pailin	1,577	7,707	5	38.4%	572
<i>Sub_total</i>	<i>202,946</i>	<i>1,192,628</i>	<i>6</i>	<i>55.4%</i>	<i>2,295</i>
Calmette	13,471	77,373	6	78.5%	
MCH	10,186	40,462	4	72.0%	
NPH	8,892	44,741	5	107.5%	
Kossamak	1,980	10,574	5	10.8%	
Norodom Sihanouk	13,839	104,022	8	75.0%	
Ang Doung	983	7,753	8	26.6%	
Kunthak Bopha	32,837	206,325	6	152.4%	
CENAT	1,186	1,263	1	2.3%	
Jaya 7	28,307	122,494	4	152.5%	
<i>Sub_total</i>	<i>111,681</i>	<i>615,007</i>	<i>6</i>	<i>83.9%</i>	
Total	314,627	1,807,635	6	60.7%	1,715

3 - MAIN HEALTH PROBLEMS

3 .1 Main Health problems of Health Center outpatient consultation by age group

3 .2 Frequency and age distribution of main health problems among Inpatients

3 .3 Main health problems of Inpatients

3 .4 Cases, Deaths and Hospital case Fatality Rate of main IPD health problem

3.5 Specific Health Problems

3.5.1 Tuberculosis

3.5.2 Malaria

3.5.3 Dengue

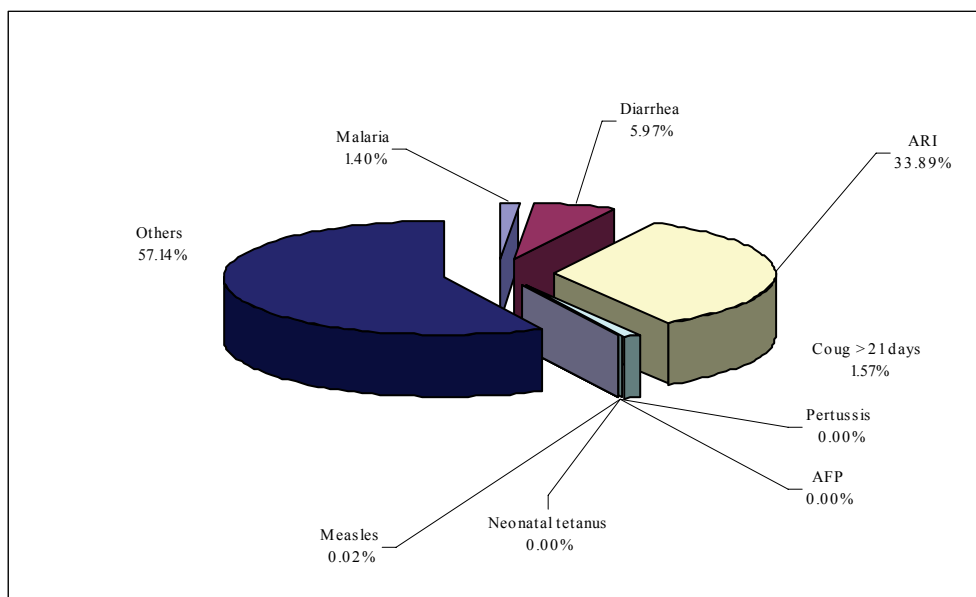
3.5.4 Cholera

3.5.5 Road and Mine accidents

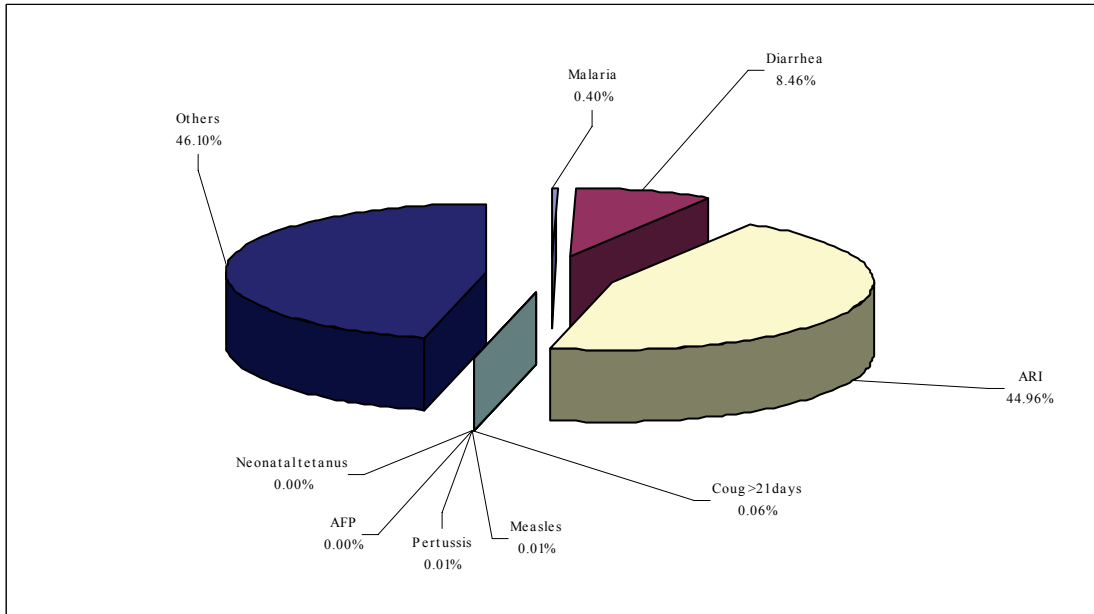
MAIN HEALTH PROBLEM OF HEALTH CENTER OUTPATIENTS CONSULTATION BY AGE

Health problem	0_4		5_14		15_49		>50		Total Out-patients	
	#	%	#	%	#	%	#	%	#	%
Malaria	5,933	0.40%	15,054	1.20%	59,311	2.61%	6,110	0.54%	86,408	1.40%
Diarrhea	126,930	8.46%	75,493	6.02%	117,952	5.19%	47,808	4.19%	368,183	5.97%
ARI	674,211	44.96%	438,362	34.95%	704,957	31.03%	272,486	23.87%	2,090,016	33.89%
Coug > 21 days	842	0.06%	3,960	0.32%	47,715	2.10%	44,605	3.91%	97,122	1.57%
Measles	128	0.01%	112	0.01%	649	0.03%	617	0.05%	1,506	0.02%
AFP	4	0.00%	1	0.00%	0	0.00%			5	0.00%
Neonatal tetanus	36	0.00%							36	0.00%
Pertussis	175	0.00%	0	0.00%	0	0.00%	0	0.00%	175	0.00%
Others	691,315	46.10%	721,252	57.51%	1,340,924	59.03%	770,145	67.45%	3,523,636	57.14%
Total	1,499,574	100.0%	1,254,234	100.0%	2,271,508	100.0%	1,141,771	100.0%	6,167,087	100.0%

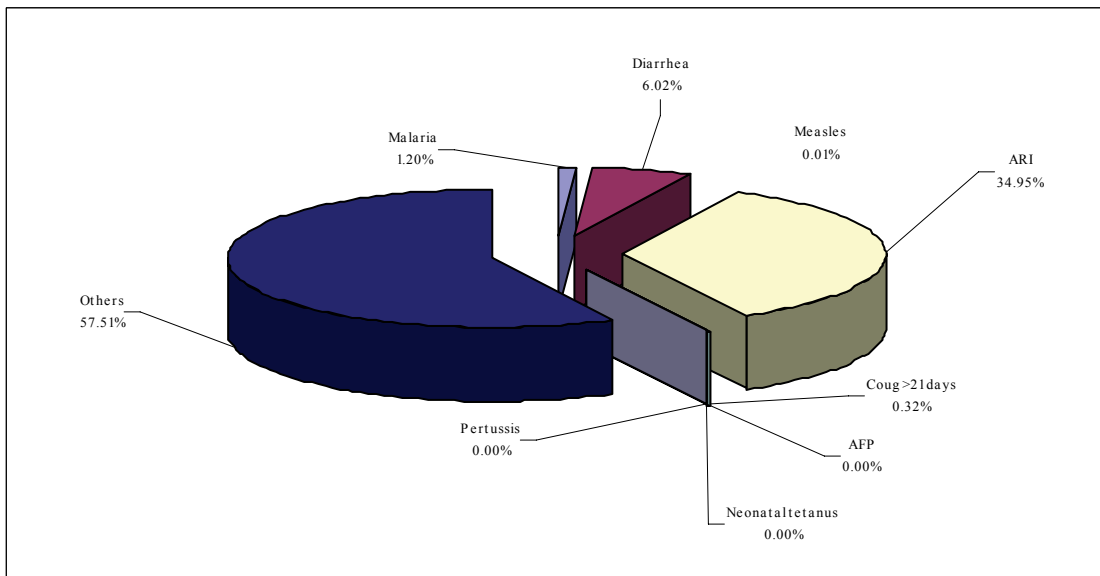
MAIN HEALTH PROBLEM OF HEALTH CENTER OUTPATIENTS



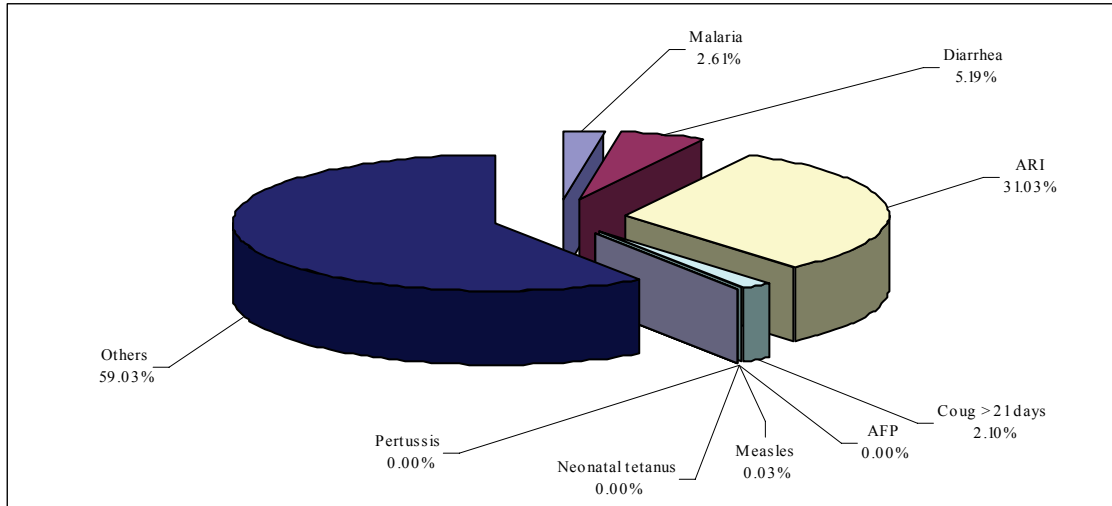
**MAIN HEALTH PROBLEM OF HEALTH CENTER OUTPATIENT
CHILDREN 0_4 YEAR**



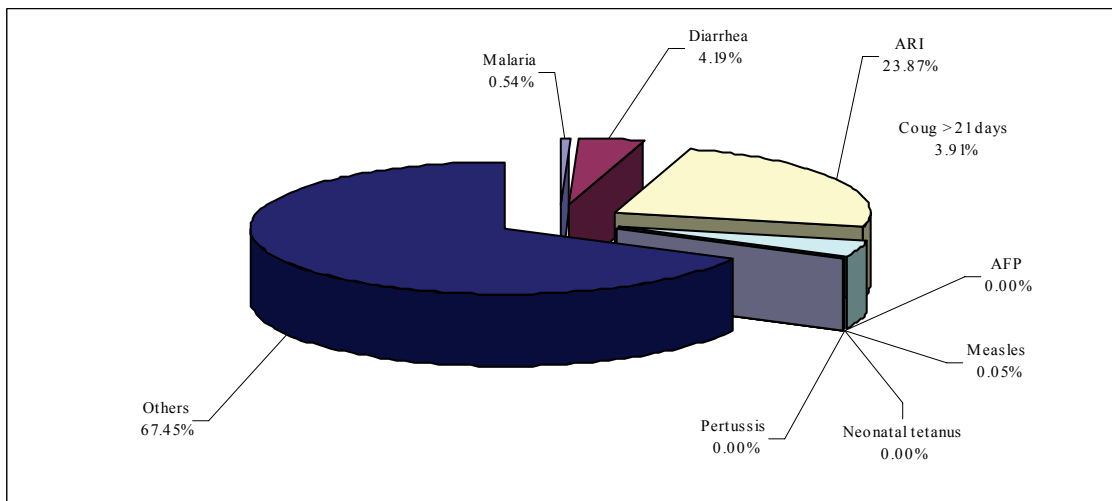
**MAIN HEALTH PROBLEM OF HEALTH CENTER OUTPATIENT
CHILDREN 5_14 YEAR**



**MAIN HEALTH PROBLEM OF HEALTH CENTER OUTPATIENT
ADULT 15 _4 9 YEAR**



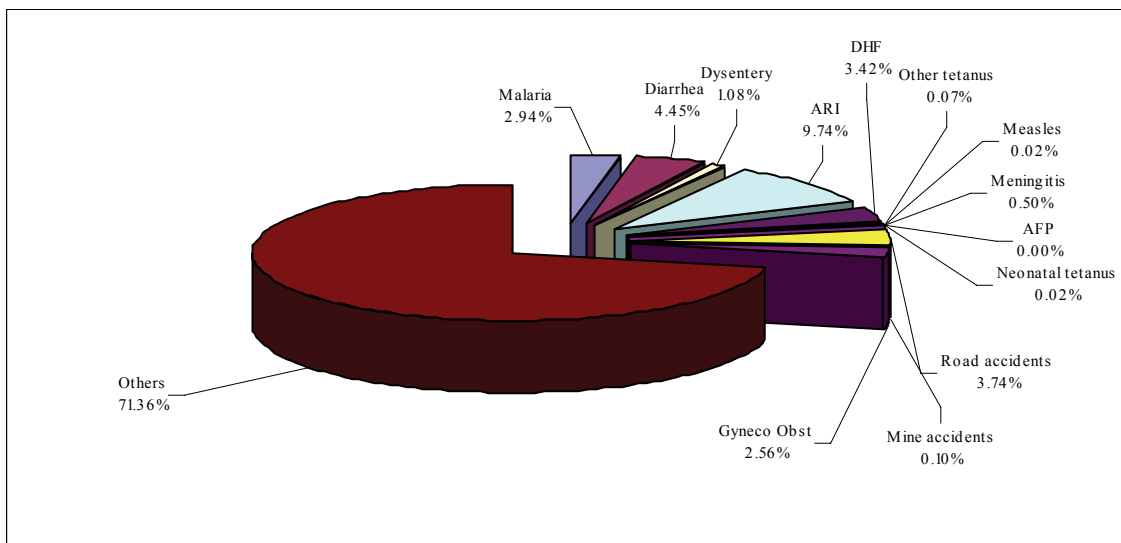
**MAIN HEALTH PROBLEM OF HEALTH CENTER OUTPATIENT
ADULT YEAR AND PLUS**



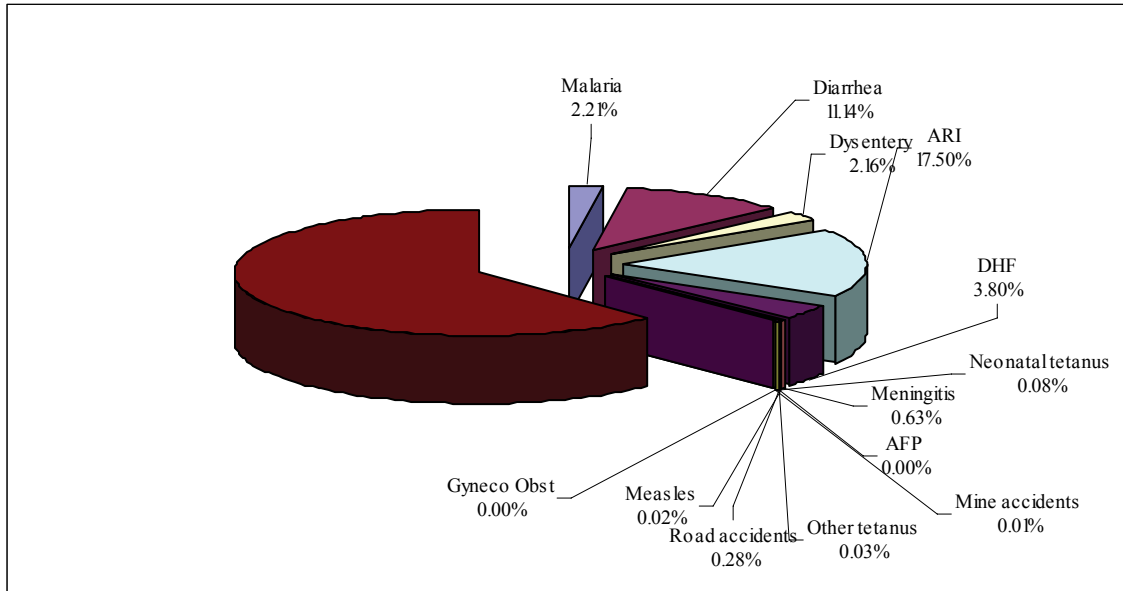
3.2 FREQUENCY AND AGE DISTRIBUTION OF MAIN HEALTH PROBLEM AMONG INPATIENTS

Health problem	0_4		5_14		15_49		> 50		Total	
	#	%	#	%	#	%	#	%	#	%
Malaria	2,187	2.28%	3,035	4.64%	3,125	3.08%	1,543	2.91%	9,890	3.13%
Diarrhea	11,042	11.50%	955	1.46%	2,336	2.30%	602	1.14%	14,935	4.73%
Dysentery	2,145	2.23%	517	0.79%	735	0.72%	225	0.42%	3,622	1.15%
ARI	17,351	18.07%	3,735	5.71%	6,798	6.69%	4,828	9.11%	32,712	10.35%
DHF	3,767	3.92%	7,373	11.27%	264	0.26%	83	0.16%	11,487	3.63%
Meningitis	629	0.65%	412	0.63%	503	0.49%	129	0.24%	1,673	0.53%
Measles	23	0.02%	12	0.02%	16	0.02%	27	0.05%	78	0.02%
AFP	2	0.00%	0	0.00%					2	0.00%
Neonatal tetanus	75	0.08%	-						75	0.02%
Other tetanus	30	0.03%	76	0.12%	97	0.10%	32	0.06%	235	0.07%
TB	7,288	7.59%	4,674	7.15%	5,911	5.82%	3,846	7.26%	21,719	6.87%
Road accidents	276	0.29%	1,275	1.95%	9,712	9.56%	1,293	2.44%	12,556	3.97%
Mine accidents	8	0.01%	40	0.06%	262	0.26%	20	0.04%	330	0.10%
Gyneco Obst	2	0.00%	22	0.03%	7,992	7.86%	582	1.10%	8,598	2.72%
Others	51,214	53.33%	43,287	66.17%	63,869	62.85%	39,761	75.06%	198,131	62.69%
Total	96,039	100.00%	65,413	100.00%	101,620	100.00%	52,971	100.00%	316,043	100.00%

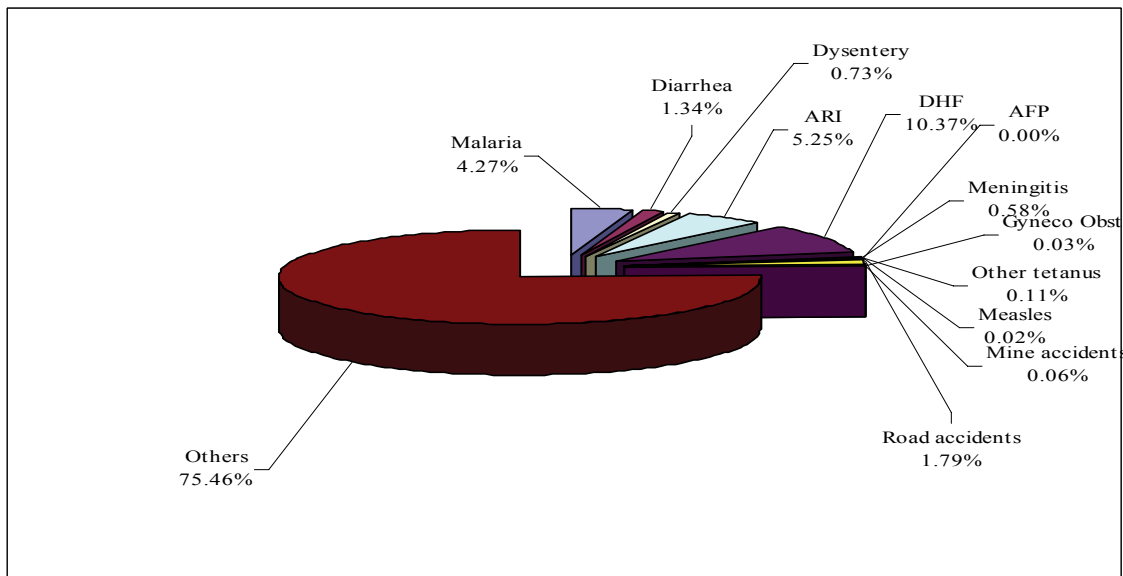
MAIN HEALTH PROBLEM AMONG INPATIENTS



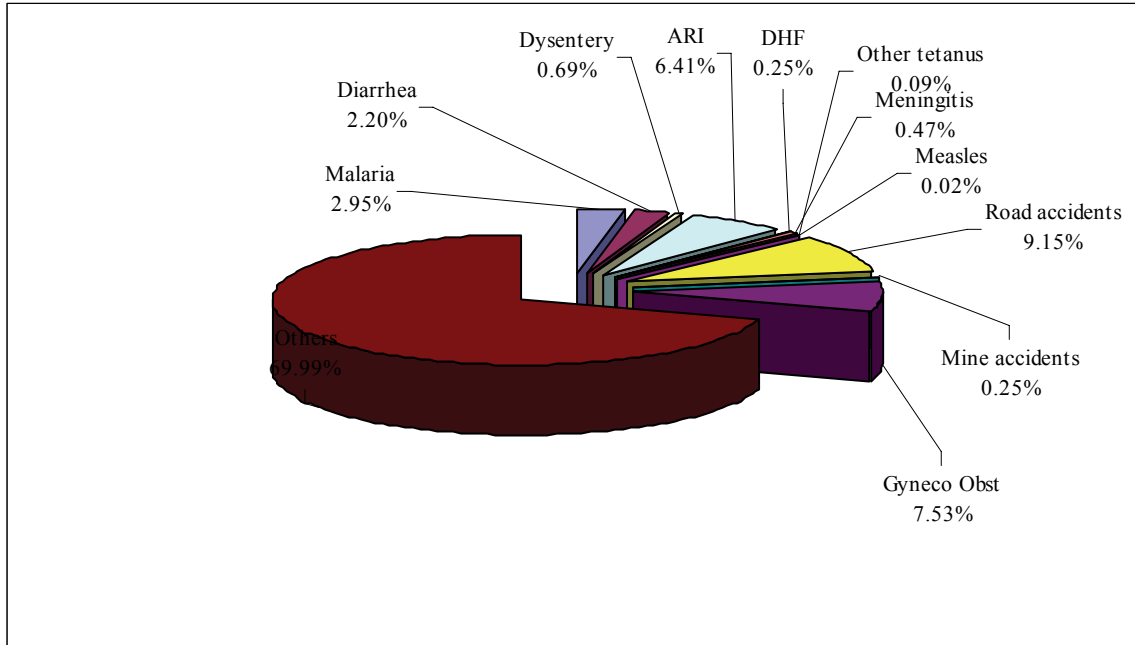
**MAIN HEALTH PROBLEM AMONG INPATIENTS
CHILDREN 0 _ 4 YEAR**



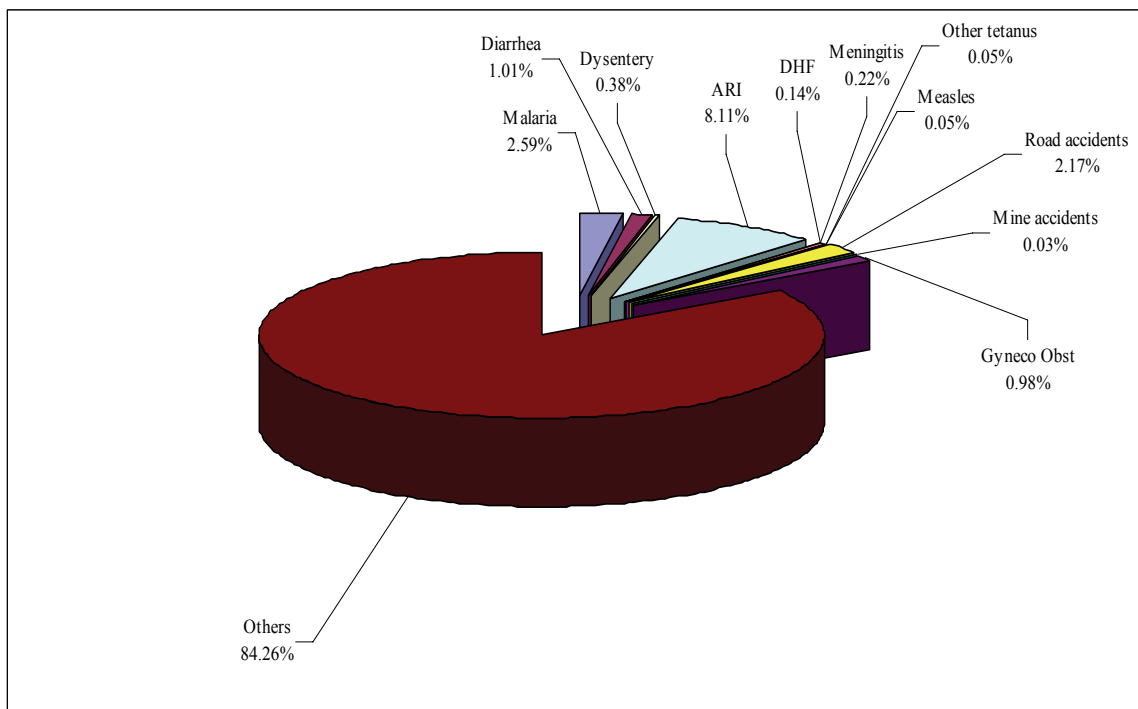
**MAIN HEALTH PROBLEM AMONG INPATIENTS
CHILDREN 5 _ 14 YEAR**



**MAIN HEALTH PROBLEM AMONG INPATIENTS
ADULT 15 _ 49 YEAR**



**MAIN HEALTH PROBLEM AMONG INPATIENTS
ADULT 50 YEAR AND PLUS**

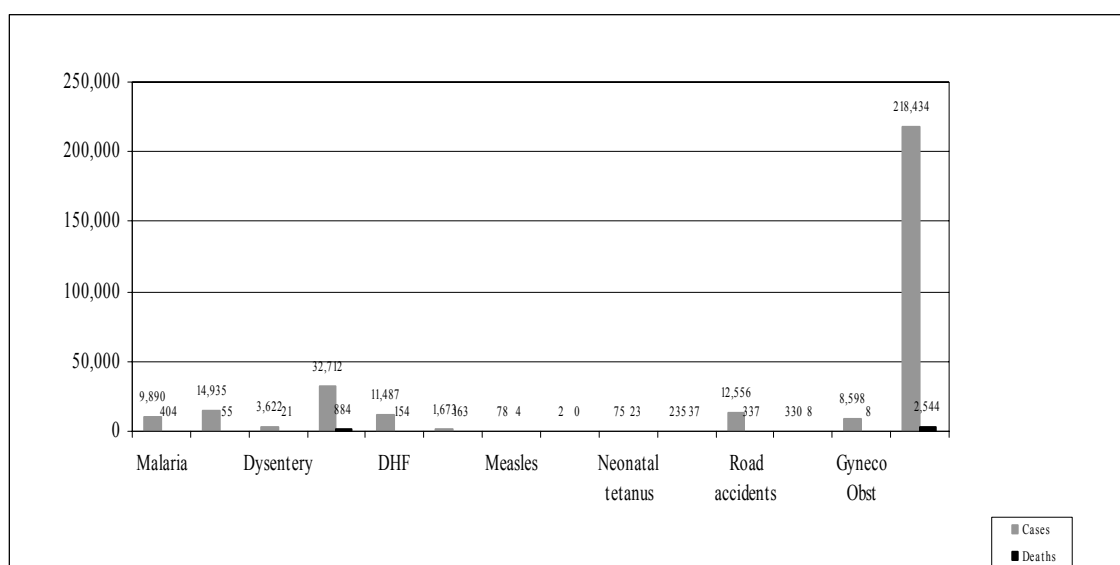


3.3 MAIN HEALTH PROBLEMS OF INPATIENT

Banteay Meanchey	747	520	233	5	1,276	88	69	0	327	5,999	9,264
Battambang	993	212	139	7	1,367	56	79	0	363	5,975	9,191
Kampong Cham	1,249	1,444	336	0	4,700	802	190	0	1,231	8,882	18,834
Kampong Chhnang	157	194	38	0	581	258	37	0	386	5,336	6,987
Kampong Speu	357	467	65	55	612	107	23	0	469	4,331	6,486
Kampong Thom	318	195	33	0	661	252	82	0	230	5,615	7,386
Kampot	569	298	18	6	686	228	15	0	85	5,525	7,430
Kandal	65	496	160	12	967	81	26	0	423	6,522	8,752
Koh Kong	147	68	15	8	148	12	5	0	39	5,221	5,663
Kratie	253	70	7	0	342	34	41	0	284	5,316	6,347
Mondul Kiri	231	31	5	0	80	0	5	0	35	4,853	5,240
Phnom Penh	17	50	6	0	30	4	3	0	180	5,006	5,296
Preah Vihear	485	240	26	0	395	21	3	0	44	4,948	6,162
Prey Veng	99	412	116	4	1,250	346	95	0	344	6,438	9,104
Pursat	430	93	15	3	419	276	46	0	266	5,425	6,973
Rattank Kiri	171	88	18	4	174	27	15	0	7	4,769	5,273
Siem Reap	546	172	40	0	1,266	4	128	0	352	7,141	9,649
Sihanouk Ville	20	291	15	0	190	19	2	0	0	4,839	5,376
Stung Treng	576	78	18	0	184	2	3	0	133	4,881	5,875
Svay Rieng	92	319	46	7	1,367	623	108	0	331	6,258	9,151
Takeo	334	1,076	280	2	3,482	1,053	205	0	712	8,962	16,106
Oddar Mean Chey	49	51	35	0	334	25	16	0	21	5,012	5,543
Kep	10	5	31	3	17	5	6	0	63	4,814	4,954
Pailin	613	42	21	1	70	7	1	0	4	4,838	5,597
<i>Sub total</i>	<i>8,528</i>	<i>6,912</i>	<i>1,716</i>	<i>117</i>	<i>20,598</i>	<i>4,330</i>	<i>1,203</i>	<i>0</i>	<i>6,329</i>	<i>136,906</i>	<i>186,639</i>
Calmette	39	71	24	0	300	2	36	28	274	9,694	10,468
MCH	0	0	0	0	0	0	0	0	1,645	6,125	7,770
NPH	28	1,828	205	0	1,025	1,437	48	0	0	7,936	12,507
Kossamak	1	121	71	0	0	0	1	0	22	5,550	5,766
Norodom Sihanouk	56	69	82	0	86	41	0	0	328	12,795	13,457
Ang Doung	0	0	0	0	523	0	0	0	0	4,745	5,268
Kunthak Bopha	498	3,361	546	0	8,025	4,989	225	2	0	20,180	37,826
INAT	0	0	0	0	0	0	0	0	0	5,931	5,931
JAYA7	740	2,573	978	0	2,155	688	160	0	0	21,701	28,995
<i>Sub total</i>	<i>1,362</i>	<i>8,023</i>	<i>1,906</i>	<i>0</i>	<i>12,114</i>	<i>7,157</i>	<i>470</i>	<i>30</i>	<i>2,269</i>	<i>94,657</i>	<i>127,988</i>
Total :	9,890	14,935	3,622	117	32,712	11,487	1,673	30	8,598	231,563	314,627

3.4 CASES , DEATHS AND HOSPITAL CASE FATALITY RATE OF MAIN IPD HEALTH PATIENTS

Health problems	Cases	Deaths	CFR %
Malaria	9,890	404	4.08%
Diarrhea	14,935	55	0.37%
Dysentery	3,622	21	0.58%
ARI	32,712	884	2.70%
DHF	11,487	154	1.34%
Meningitis	1,673	163	9.74%
Measles	78	4	5.13%
AFP	2	0	0.00%
Neonatal tetanus	75	23	30.67%
Other tetanus	235	37	15.74%
TB	21,719	316	1.45%
Road accidents	12,556	337	2.68%
Mine accidents	330	8	2.42%
Gyneco Obst	8,598	8	0.09%
Others	198,131	2,544	1.28%
Total :	316,043	4,958	1.57%



3.5 SPECIFIC HEALTH PROBLEM

3.5.1 TUBERCULOSIS

Province	New Case BK +	BK -	Extra Pulmonar	Total
Banteay Mean Chey	1,028	320	233	1,624
Battambang	986	182	400	1,594
Kampong Cham	1,933	466	567	3,090
Kampong Chhnang	699	55	105	890
Kampong Speu	1,184	154	259	1,635
Kampong Thom	1,158	77	165	1,425
Kampot	884	278	178	1,380
Kandal	1,571	606	342	2,668
Koh Kong	113	40	33	192
Kratie	361	122	157	648
Mondul Kiri	15	4	3	22
Phnom Penh	1,107	878	956	3,034
Preah Vihear	161	55	51	269
Prey Veng	1,965	354	321	2,720
Pursat	543	177	203	961
Rattank Kiri	46	6	11	64
Siem Reap	1,996	554	654	3,112
Sihanouk Ville	216	81	98	402
Stung Treng	84	11	20	116
Svay Rieng	1,217	503	254	2,092
Takeo	1,433	810	415	2,737
Oddar Mean Chey	191	28	34	255
Kep	29	26	36	94
Pailin	58	13	10	81
Total	18,978	5,800	5,505	31,105

3.5.2 MALARIA

Province	Malaria OPD	Malaria IPD-Simple	Malaria IPD-Severe	Total IPD Cases	Deaths
Banteay Meanchey	2,419	510	237	747	18
Bat Dambang	11,495	610	383	993	75
Kampong Cham	3,901	846	403	1,249	36
Kampong Chhnang	1,352	47	110	157	1
Kampong Spueu	4,619	254	103	357	9
Kampong Thum	4,198	63	255	318	23
Kampot	4,065	267	302	569	7
Kandal	46	58	7	65	2
Kaoh Kong	1,854	32	115	147	1
Kracheh	6,303	157	96	253	32
Mondulkiri	4,888	218	13	231	3
Phnom Penh	1,605	13	4	17	0
Preah Vihear	6,789	415	70	485	33
Prey Veang	163	68	31	99	3
Pousat	8,875	54	376	430	43
Rotanak Kiri	3,647	75	96	171	11
Siem Reap	6,072	340	206	546	37
Krong P.Sihanouk	166	4	16	20	2
Stueng Traeng	2,043	381	195	576	10
Svay Rieng	1,077	44	48	92	2
Takaev	732	176	158	334	18
Otdar Meanchey	2,543	28	21	49	1
Krong Kaeb	214	8	2	10	0
Krong Pailin	7,280	331	282	613	15
<i>Sub_total</i>	<i>86,346</i>	<i>4,999</i>	<i>3,529</i>	<i>8,528</i>	<i>382</i>
Calmette	13	13	26	39	9
MCH		0	0	0	0
NPH	6	16	12	28	1
Kossamak	0	0	1	1	1
Norodom Sihanouk	0	36	20	56	0
Ang Doung	0	0	0	0	0
Kunthak Bopha	43	20	478	498	8
JAYA7	0	0	740	740	3
INAT	0	0	0	0	0
<i>Sub_total</i>	<i>62</i>	<i>85</i>	<i>1,277</i>	<i>1,362</i>	<i>22</i>
Total	86,408	5,084	4,806	9,890	404

3.5.3 CHOLERA, DENGUE, AFP, MEASLES (Zero reporting)

Province	Cholera		Dengue		AFP		Measles	
	Cases	Deaths	Cases	Deaths	Cases	Deaths	Cases	Deaths
Banteay Meanchey	0	0	110	0	0	0	2	0
Battambang	0	0	72	1	1	0	1	0
Kampong Cham	0	0	2,115	13	12	0	0	0
Kampong Chhnang	0	0	354	0	2	0	0	0
Kampong Speu	1	0	611	3	7	0	1	0
Kampong Thom	0	0	540	3	2	0	1	0
Kampot	55	1	225	3	2	0	0	0
Kandal	0	0	1,611	0	4	0	0	0
Koh Kong	0	0	48	3	1	0	0	0
Kratie	2	0	34	0	0	0	0	0
Mondul Kiri	0	0	2	0	0	0	0	0
Phnom Penh	1	0	2,838	2	23	0	1	0
Preah Vihear	0	0	205	3	1	0	2	0
Prey Veng	182	0	1,118	2	7	0	0	0
Pursat	0	0	136	7	0	0	0	0
Rattank Kiri	0	0	1	0	0	0	0	0
Siem Reap	0	0	345	1	0	0	3	0
Sihanouk Ville	0	0	72	0	2	0	0	0
Stung Treng	0	0	18	0	1	0	123	0
Svay Rieng	4	0	250	2	2	0	5	0
Takeo	0	0	1,088	4	0	0	9	0
Oddar Mean Chey	0	0	74	0	0	0	0	0
Kep	0	0	5	0	0	0	0	0
Paillin	0	0	14	0	0	0	0	0
Total	245	1	11,886	47	67	0	148	0

3.5.5 ROAD AND MINE ACCIDENTS

Province	Road Accident		Mine Accident	
	Cases	Deaths	Cases	Deaths
Banteay Meanchey	621	20	88	3
Bat Dambang	692	14	19	0
Kampong Cham	1,982	40	36	0
Kampong Chhnang	423	5	0	0
Kampong Spueu	573	16	0	0
Kampong Thum	636	12	1	0
Kampot	438	6	79	3
Kandal	526	0	10	0
Kaoh Kong	60	3	4	0
Kracheh	165	4	0	0
Mondulkiri	60	0	0	0
Phnom Penh	6	0	0	0
Preah Vihear	138	0	2	0
Prey Veang	351	1	0	0
Pousat	340	13	10	0
Rotanak Kiri	24	1	0	0
Siem Reap	1,001	18	2	0
Krong P.Sihanouk	221	4	0	0
Stueng Traeng	23	1	7	0
Svay Rieng	526	9	0	0
Takaev	367	10	32	0
Krong Kaeb	69	0	7	1
Otdar Meanchey	9	0	1	0
Krong Pailin	122	0	28	0
<i>Sub_total</i>	<i>9,373</i>	<i>177</i>	<i>326</i>	<i>7</i>
Calmette	2,024	131	1	0
MCH	0	0	0	0
NPH	72	0	0	0
Kossamak	452	22	0	0
Norodom Sihanouk	203	3	0	0
Ang Doung	0	0	0	0
Kunthak Bopha	420	4	0	0
JAYA7	12	0	3	1
INAT	0	0	0	0
<i>Sub_total</i>	<i>3,183</i>	<i>160</i>	<i>4</i>	<i>1</i>
Total	12,556	337	330	8

**COMPARISON OF MAIN INDICATORS
OF SERVICE UTILIZATION FROM 1997- 2003**

4.1 NUMBER OF CONTACT BY INHABITANT PER YEAR

4.2 BED OCCUPANCY RATE

4.3 ANTENNAL COVERAGE

4.4 DELIVERY COVERAGE

4.5 EPI COVERAGE : MEASLES

4.1 NUMBER OF CONTACT BY INHABITANT PER YEAR

Code	Province	1997	1998	1999	2000	2001	2002	2003	2004
1	Banteay Meanchey	0.24	0.18	0.21	0.27	0.50	0.37	0.37	0.41
2	Bat Dambang	0.33	0.3	0.26	0.27	0.55	0.34	0.39	0.37
3	Kampong Cham	0.38	0.34	0.33	0.43	0.50	0.35	0.35	0.40
4	Kampong Chhnang	0.2	0.22	0.13	0.33	0.46	0.36	0.33	0.40
5	Kampong Spueu	0.2	0.21	0.25	0.24	0.58	0.32	0.32	0.37
6	Kampong Thum	0.36	0.48	0.41	0.33	0.46	0.41	0.40	0.42
7	Kampot	0.28	0.26	0.27	0.31	0.56	0.21	0.21	0.22
8	Kandal	0.3	0.27	0.19	0.35	0.40	0.53	0.57	0.61
9	Kaoh Kong	0.28	0.23	0.15	0.15	0.10	0.14	0.15	0.19
10	Kracheh	0.32	0.19	0.22	0.27	0.48	0.30	0.34	0.35
11	Modulkiri	0.04	0.01	0.11	0.06	0.50	1.22	0.80	0.68
12	Phnom Penh	0.42	0.29	0.24	0.30	0.51	0.17	0.16	0.23
13	Preah Vihear	0.31	0.3	0.3	0.29	0.45	0.39	0.43	0.47
14	Prey Veaseng	0.24	0.21	0.23	0.21	0.49	0.38	0.38	0.45
15	Pousat	0.52	0.4	0.39	0.40	0.45	0.39	0.31	0.46
16	Rotanak Kiri	0.22	0.36	0.39	0.44	0.58	0.46	0.48	0.42
17	Siem Reap	0.68	0.63	0.52	0.35	0.45	0.40	0.44	0.46
18	Krong P.Sihanouk	0.25	0.24	0.25	0.36	0.58	0.27	0.29	0.28
19	Stueng Traeng	0.55	0.51	0.53	0.54	0.45	0.37	0.40	0.36
20	Svay Rieng	0.63	0.68	0.97	0.79	0.49	0.29	0.37	0.47
21	Takaev	0.78	0.78	0.53	0.23	0.56	0.44	0.41	0.51
22	Krong Kaeb	0.43	0.42	0.25	0.31	0.51	0.62	0.55	0.46
23	Otdar Meanchey				0.27	0.46	0.52	0.50	0.47
24	Krong Pailin			0.2	0.75	0.54	0.71	0.70	0.65
	Country average	0.33	0.31	0.29	0.31	0.37	0.36	0.39	0.40

4.2 BED OCCUPANCY RATE

Code	Province	1997	1998	1999	2000	2001	2002	2003	2004
1	Banteay Meanchey	36.4 %	38.1 %	32.2 %	69.7%	62.7%	55.1%	53.7%	52.0%
2	Bat Dambang	51.3 %	42.4 %	43.4 %	76.2%	47.0%	43.7%	52.3%	49.6%
3	Kampong Cham	43.1 %	38.2 %	50.2 %	62.0%	66.1%	67.2%	66.4%	73.1%
4	Kampong Chhnang	56.3 %	52.4 %	54.7 %	45.9%	48.1%	39.8%	45.3%	57.6%
5	Kampong Spueu	30.2 %	29.3 %	35.3 %	26.6%	60.2%	68.4%	99.4%	55.8%
6	Kampong Thum	32.2 %	62.4 %	63.4 %	42.8%	69.4%	66.5%	59.9%	58.5%
7	Kampot	31.0 %	39.3 %	32.3 %	30.3%	40.6%	34.8%	37.1%	41.5%
8	Kandal	58.1 %	65.4 %	59.5 %	138.9%	67.6%	82.2%	89.2%	72.0%
9	Kaoh Kong	12.5 %	16.2 %	11.5 %	91.7%	9.6%	29.0%	13.3%	23.9%
10	Kracheh	47.6 %	43.2 %	46.3 %	24.7%	62.1%	56.4%	54.9%	47.0%
11	Modulkiri	43.5 %	38.3 %	54.3 %	68.6%	9.8%	34.6%	43.3%	30.0%
12	Phnom Penh	32.4 %	33.3 %	28.4 %	57.3%	20.1%	31.5%	33.5%	14.1%
13	Preah Vihear	77.3 %	94.1 %	47.6 %	49.0%	60.4%	47.5%	44.2%	44.2%
14	Prey Veang	41.3 %	30.5 %	24.6 %	42.1%	31.6%	30.3%	33.2%	50.8%
15	Pousat	46.6 %	37.7 %	33.4 %	43.9%	47.3%	43.6%	43.6%	42.4%
16	Rotanak Kiri	32.4 %	27.5 %	38.3 %	83.2%	10.2%	36.8%	38.0%	38.0%
17	Siem Reap	66.0 %	62.3 %	59.5 %	34.3%	63.0%	64.1%	62.2%	71.4%
18	Krong P. Sihanouk	39.5 %	53.4 %	39.4 %	40.1%	46.7%	58.1%	58.1%	59.6%
19	Stueng Traeng	45.4 %	42.2 %	52.3 %	21.7%	35.9%	41.4%	47.7%	45.4%
20	Svay Rieng	39.3 %	38.3 %	63.7 %	40.2%	55.2%	53.2%	60.5%	85.6%
21	Takaev	54.4 %	53.6 %	48.6 %	45.1%	67.8%	74.5%	82.2%	91.3%
22	Krong Kaeb	58.2 %	68.1 %	21.4 %	30.4%	47.0%	54.2%	54.2%	47.4%
23	Otdar Meanchey				48.9%	47.0%	54.2%	54.2%	20.7%
24	Krong Pailin			24.6 %	58.6%	62.8%	27.5%	27.5%	38.4%
	Calmette				39.9%	75.1%	77.4%	81.5%	78.5%
25	MCH				47.0%	53.8%	62.7%	70.6%	72.0%
	NPH				49.2%	90.4%	71.0%	99.7%	107.5%
26	Kossamak				34.4%	34.2%	16.3%	75.0%	10.8%
29	Norodom Sihanouk				21.8%	33.9%	39.8%	26.6%	75.0%
	Ang Doung				30.4%	33.6%	34.9%	152.4%	26.6%
31	Kunthak Bopha				59.0%	131.9%	126.3%	122.3%	152.4%
32	CENAT				93.0%	34.4%	21.3%		2.3%
33	Jaya 7								152.5%
	Country coverage	45.3 %	47.4 %	46.4 %	50.7%	54.0%	53.8%	60.7%	60.7%

4.3 ANTENATAL COVERAGE (ANC2)

Code	Province	1998	1999	2000	2001	2002	2003	2004
1	Banteay Meanchey	49.2 %	61.3 %	73.4%	43.3%	40.9%	46.1%	47.3%
2	Bat Dambang	20.4 %	30.5 %	36.9%	48.8%	45.9%	53.2%	48.6%
3	Kampong Cham	34.5 %	38.4 %	40.7%	45.9%	41.5%	45.3%	45.9%
4	Kampong Chhnang	30.5 %	48.6 %	42.9%	64.2%	58.8%	62.1%	47.0%
5	Kampong Spueu	29.6 %	26.4 %	38.5%	34.6%	39.6%	47.9%	38.4%
6	Kampong Thum	50.2 %	48.2 %	51.7%	36.6%	34.6%	39.8%	29.4%
7	Kampot	26.4 %	23.1 %	30.0%	38.7%	34.0%	35.7%	40.5%
8	Kandal	28.6 %	26.1 %	41.0%	45.1%	40.5%	46.9%	51.3%
9	Kaoh Kong	23.3 %	25.1 %	33.5%	5.6%	23.6%	28.4%	28.3%
10	Kracheh	22.4 %	20.4 %	30.7%	29.9%	21.6%	29.5%	18.1%
11	Modulkiri	9.5 %	4.7 %	9.5%	28.7%	29.4%	36.4%	21.9%
12	Phnom Penh	38.3 %	35.6 %	62.7%	29.4%	24.4%	26.0%	38.2%
13	Preak Vihear	48.5 %	35.3 %	43.0%	12.2%	23.6%	20.4%	12.9%
14	Prey Veaeng	34.3 %	30.2 %	32.1%	40.0%	43.0%	52.6%	46.5%
15	Pousat	35.6 %	28.4 %	60.4%	62.8%	58.7%	53.1%	61.6%
16	Rotanak Kiri	18.7 %	39.4 %	40.3%	14.1%	26.8%	25.3%	13.7%
17	Siem Reap	20.4 %	15.3 %	15.0%	57.8%	52.9%	57.8%	48.1%
18	Krong P. Sihanouk	23.3 %	18.3 %	22.4%	37.2%	29.8%	34.7%	27.2%
19	Stueng Traeng	22.3 %	14.2 %	23.9%	29.7%	39.7%	49.6%	43.5%
20	Svay Rieng	9.5 %	20.1 %	18.5%	65.3%	50.3%	64.4%	69.8%
21	Takaev	19.1 %	15.7 %	7.9%	41.5%	49.1%	54.0%	60.3%
22	Krong Kaeb	21.2 %	5.6 %	4.6%	9.2%	10.6%	69.4%	7.4%
23	Otdar Meanchey	%	%	20.5%	36.7%	70.5%	7.6%	49.2
24	Krong Pailin	%	%	32.8%	25.7%	52.6%	54.5%	7.4%
	Country coverage	30.2 %	36.1 %	40.9%	43.0%	41.0%	46.1%	45.2%

4.4 DELIVERY COVERAGE

Code	Province	1999		2000		2001		2002		2003		2004	
		HC	Hosp	HC	Hosp	HC	Hosp	HC	Hosp	HC	Hosp	HC	Hosp
1	Banteay Meanchey	0.9 %	2.7 %	0.6%	4.7%	2.9%	4.3%	2.9%	2.6%	3.3%	3.2%	4.5%	4.4%
2	Bat Dambang	18 %	15 %	13%	2.0%	2.0%	6.7%	12.0%	6.8%	17%	8.3%	17%	9.3%
3	Kampong Cham	5.1 %	2.6 %	8.5%	2.3%	13%	3.0%	13.0%	3.6%	15%	3.2%	3.1%	4.0%
4	Kampong Chhnang	11 %	3.6 %	19.9%	8.9%	18%	4.6%	2.2%	4.9%	2.7%	4.5%	5.7%	7.8%
5	Kampong Spueu	0.7 %	16 %	0.9%	2.0%	14%	2.0%	13.0%	16%	12%	2.6%	14%	3.2%
6	Kampong Thum	3.2 %	5 %	1.1%	5.6%	1.1%	2.5%	0.8%	2.6%	0.6%	2.6%	0.8%	3.5%
7	Kampot	13 %	15 %	13%	15%	1.1%	3.8%	0.5%	3.8%	8.7%	0.9%	2.2%	3.9%
8	Kandal	0.3 %	2.4 %	0.9%	3.4%	10.2%	2.4%	10.3%	2.1%	11.9%	2.1%	19.4%	3.7%
9	Kaoh Kong	3.9 %	3.3 %	0.9%	3.3%	0.3%	0.0%	2.2%	6.8%	2.3%	4.7%	5.4%	6.7%
10	Kracheh	0.7 %	12 %	0.9%	6.6%	0.9%	4.3%	0.8%	3.3%	10%	3.5%	10%	4.4%
11	Modulkiri	15 %	2.9 %	0.7%	2.1%	0.2%	9.2%	0.2%	5.6%	2.8%	3.8%	10%	4.6%
12	Phnom Penh	0.6 %	3 %	1.1%	3.4%	11.6%	3.6%	8.2%	2.2%	10.5%	3.0%	22.9%	5.8%
13	Preak Vihear	16 %	6 %	15%	5.4%	0.5%	2.4%	0.5%	13%	0.5%	2.1%	0.4%	2.5%
14	Prey Veang	2.3 %	16 %	2.4%	18%	15%	19%	13.0%	2.1%	2.9%	2.3%	9.8%	3.4%
15	Pousat	7 %	17 %	3.3%	3.7%	13%	2.8%	2.4%	3.1%	2.4%	19%	3.3%	4.2%
16	Rotanak Kiri	1 %	2.7 %	10%	2.8%	18%	1.7%	3.1%	6.4%	4.0%	5.8%	4.0%	4.7%
17	Siem Reap	0.5 %	0.8 %	0.3%	1.2%	4.4%	3.7%	4.0%	19%	3.9%	1.1%	5.2%	1.3%
18	Krong P. Sihanouk	1 %	4 %	12%	5.0%	1.1%	8.3%	1.2%	9.3%	1.2%	8.0%	1.2%	9.9%
19	Stueng Traeng	11 %	12 %	0.4%	5.5%	0.2%	4.5%	0.2%	5.0%	0.7%	5.1%	1.1%	7.5%
20	Svay Rieng	7 %	7.8 %	0.9%	6.3%	0.6%	3.4%	0.5%	2.5%	0.5%	3.1%	1.3%	5.7%
21	Takaev	0.5 %	5.6 %	0.8%	2.4%	18%	3.7%	4.0%	5.0%	6.0%	4.2%	12.2%	7.0%
22	Krong Kaeb	0.4 %	0.9 %	1.1%	3.2%	330.0%	16%	16%	3.7%	4.6%	2.9%	16.0%	5.2%
23	Otdar Meanchey	%	%	1.1%	0.3%	0.8%	6.2%	0.0%	8.7%	0.1%	10.5%	0.0%	3.7%
24	Krong Paalin	0.6 %	3.4 %	13%	11.3%	0.3%	7.5%	4.1%	6.0%	1.1%	10.3%	3.0%	18.5%
Country coverage		2.9 %	5 %	3.6%	5.6%	3.3%	5.3%	3.2%	5.0%	4.2%	6.4%	6.7%	9.7%

4.5 EPI COVERAGE : MEASLES

Code	Province	1999		2000		2001		2002		2003		2004	
		Measles		Measles		Measles		Measles		Measles		Measles	
		Doses	%	Doses	%	Doses	%	Doses	%	Doses	%	Doses	%
1	Banteay Meanchey	13,387	70%	12,847	75.2%	15,868	73.5%	16,524	76.6%	15,795	73.2%	15,398	73.0%
2	Bat Dambang	26,305	70%	23,135	68.5%	20,869	72.1%	20,695	70.4%	23,101	78.5%	21,615	79.0%
3	Kampong Cham	24,562	7%	27,240	71.0%	34,808	62.6%	31,518	58.7%	37,908	70.5%	39,760	80.0%
4	Kampong Chhnang	28,569	72%	23,800	66.8%	9,875	57.5%	10,532	72.2%	11,678	80.1%	12,030	77.0%
5	Kampong Spueu	37,118	58%	34,998	60.9%	14,368	54.0%	14,920	66.7%	15,708	70.2%	15,720	76.0%
6	Kampong Thum	11,168	67%	9,045	60.7%	13,504	66.3%	12,402	62.6%	13,181	66.5%	12,910	69.0%
7	Kampot	16,539	69%	13,657	63.9%	12,537	64.9%	11,193	58.3%	10,501	54.7%	12,010	78.0%
8	Kandal	19,903	63%	20,857	74.0%	27,572	72.1%	25,429	65.0%	24,711	63.1%	24,697	84.0%
9	Kaoh Kong	15,177	72%	13,834	73.4%	1,708	36.6%	1,670	40.7%	2,217	54.0%	2,290	46.0%
10	Kracheh	2,470	40%	2,920	52.6%	6,852	70.4%	4,065	41.4%	5,643	57.4%	6,078	62.0%
11	Modulkiri	1,645	31%	2,044	43.4%	356	23.8%	335	24.4%	767	55.9%	936	63.0%
12	Phnom Penh	9,329	65%	10,367	80.6%	24,009	68.9%	22,573	66.7%	28,125	83.1%	27,446	114.0%
13	Preah Vihear	19,502	62%	20,267	71.7%	3,427	75.1%	1,501	35.4%	2,742	64.6%	2,541	59.0%
14	Prey Veaeng	15,007	65%	15,478	75.1%	23,261	66.7%	20,662	59.2%	18,728	53.7%	20,734	80.0%
15	Pousat	22,760	74%	22,223	81.4%	10,428	81.0%	9,315	72.4%	9,739	75.7%	9,545	78.0%
16	Rotanak Kiri	14,504	64%	14,270	70.3%	1,892	54.9%	2,268	65.9%	2,495	72.4%	3,220	74.0%
17	Siem Reap	2,210	46%	3,771	88.6%	22,379	85.7%	20,759	79.5%	21,575	82.6%	21,217	84.0%
18	Krong P. Sihanouk	4,252	40%	6,658	70.9%	2,689	49.8%	2,811	53.3%	3,048	57.8%	3,427	63.0%
19	Stueng Traeng	1,778	55%	1,485	51.3%	1,457	48.1%	1,962	70.2%	2,202	78.8%	2,185	74.0%
20	Svay Rieng	401	31%	624	53.9%	12,224	68.3%	11,282	67.7%	11,042	66.3%	9,983	82.0%
21	Takaev	1,278	34%	2,017	60.0%	20,651	69.6%	19,633	65.9%	18,549	62.3%	20,051	87.0%
22	Krong Kaeb	421	37%	470	45.9%	2,530	57.6%	2,446	55.7%	2,767	63.0%	3,199	116.0%
23	Otdar Meanchey			1,206	49.4%	624	58.2%	603	57.6%	580	55.4%	670	73.0%
24	Krong Paalin	417	46%	614	41.4%	536	38.4%	442	30.2%	562	38.4%	840	103.0%
	Country coverage	288,285	63%	283,827	69.0%	284,424	69.2%	265,540	64.6%	283,364	68.9%	288,502	81.0%

HUMAN RESOURCES AND GOVERNMENT BUDGET

5.1 NUMBER OF MOH STAFF AT CENTRAL LEVEL, 2004

5.2 NUMBER OF MOH STAFF BY PROVINCES AND TOTAL COUNTRY, 2004

CENTRAL LEVEL

Place of Work	Total	Anesth	Den	Den A	Dr Ph	MA	MD	NHT	Other	Ph	Ph Ass	Physio	Pri L	Pri M	Pri N	Pri Ph	Prof	Sec L	Sec M	Sec N
Cabinet	3																			
Caribbean Red Cross	57					4	3	14	33						1					2
Central Medical Store (CMS)	33					1	1	2	14	9	3				2			1		
Department of Administration	34		2	1		7	2	8	6						1			1	3	3
Department of Budget & Finance	79					4	2	30	29	3					1				5	5
Department of Communicable Diseases Control	63					9	23		1						1					29
Department of Drugs & Food/Medical Material& Cosmetic	77				1	1		7	7	59	1						1			
Department of Health Information and Planning	34					5	19	7		1										2
Department of Hospital Services	35		1			1	20		1	5	2								4	1
Department of Human Resources Development	26		1			7	13			1									2	2
Department of Personnel	32					4	6	5	3		2			2	2			1	3	3
Department of Preventive Medicine	25		8	1		3	9			1					1				1	1
Directorate General of Administration & Finance	9	1				2	2	2		1	1									1
Directorate General of Health	31					5	9	1	5	3	2				1		1			2
Inspectorate General	8		1			1	2	2		2										
Ministry of Health	121		1	1	1	9	22	5	26	7	2			3	9	1	3	4	5	22
National Center for TB & Leprosy Control	189					19	56	4	12	7	4	3		1	5	2		14	2	60
National AIDS and STD centre (NCHADS)	130					12	65	6	7	2	1							7	4	26
National AIDS Authority	27					6	14	2	2											3
National Center for Health Promotion	58					12	27	7	3	2	1									6
National Centre for Blood Transfusion	37					2	7	1	4	3	2		2		1			6		9
National Centre for Entomology, Parasitology & Malaria Control	90					9	32	3	7	2	3				1	1	1	13		18
National Centre for Traditional Medicine	36				1	6	6	3	8	7	3									1
National Institute of Public Health	91					5	28	6	5	7	1		2					30		7
National Lab for Drugs Quality Control	39				2			7	4	16	3							3		4
National Maternal Child Health Centre	391		1	1		30	81	9	26	11	3				27		2	11	109	80
Pasteur Institute	31					1	7		2	7			3		1			6		4
Technical School for Medical Care	60					2	15	2	5	4		2			1			5	8	16
University of Health Science (UHS)	122		23	5		4	22	7	19	12	2		1			1	8	3	1	14
Total Staff	1,968	1	38	9	5	171	494	141	229	172	36	5	8	6	57	5	17	105	149	320

PROVINCIAL LEVEL

Province	Total	Anesth	Den	Den A	Dr Ph	MA	MD	NHT	Other	Ph	Ph Ass	Physio	Pri D	Pri L	Pri M	Pri N	Pri Ph	Prof	Sec L	Sec M	Sec N	X-Ray
Banteay Meanchey	879	1	6	4		52	53	3	91	6	3	1	1	10	50	212	1		10	115	260	
Battam Bang	1,421	1	4	8		92	77		205	20	7	4	4	22	72	300	2		12	211	380	
Kampong Cham	1,312		7	2		84	116	19	54	16	9		2	1	122	281	2		10	170	416	1
Kampong Chhnang	478		2	2		29	32	2	19	8	4		2	2	57	162	1		4	47	105	
Kampong Speu	604		4	3		43	62	1	21	6	7	2	1	1	36	214	1		11	55	136	
Kampomg Thom	665		3	2		38	43	15	107	9	2	2			98	162	1		12	55	116	
Kampot	688		3	2		49	57	2	117	9	4	2	3	2	35	123	1		10	74	195	
Kandal	1,079		9	13		79	139	19	112	21	11	2	1	7	88	220	3		19	90	246	
Koh Kong	156		3	1		20	24	3	10	3			2		7	19	1		3	21	39	
Kratie	363		1	2		34	19	2	24	6	3				27	111			3	49	82	
Monduliri	124		2	3		16	5	1	13	1	1		1		8	30				11	32	
Phnom Penh	754		10	5		127	103	9	21	19	13	1		3	33	112	7	1	14	107	169	
Preah Vihear	195		1	1		9	15	4	13	2	2		1	3	31	34	6		2	23	48	
Prey Veng	1,033		3	3		111	63	7	69	8	4	1		1	159	382	1		13	49	159	
Pursat	513		1	3		35	33	12	35	3	2	3		11	20	59	2		5	94	195	
Rattanakiri	237			2		9	10		22	1	1		3	1	38	90			3	11	46	
Siem Reap	663		4	1		41	65	3	19	11	8	2		8	45	123	1		3	117	212	
Sihanouk Ville	284		3	2		23	36	1	11	11	5	1			17	42			6	42	84	
Slung treng	214			1		14	13		42	2	2			1	17	37			1	33	51	
Svay Rieng	492		2	2		32	43	6	12	4	2	2	1		41	200			7	33	105	
Takeo	752		2	5		68	70	7	51	9	8	2		3	43	173			19	61	231	
Oddar Meanchey	173		1			11	17		3	3	1			1	7	71			1	11	46	
Keo Vile	69		1			3	10	2	3	3						27				6	14	
Patim	120			2		17	16	2	28				1		3	26				7	18	
<i>Sub total</i>	<i>13,268</i>	<i>2</i>	<i>72</i>	<i>69</i>	<i>0</i>	<i>1,036</i>	<i>1,121</i>	<i>120</i>	<i>1,102</i>	<i>181</i>	<i>99</i>	<i>25</i>	<i>23</i>	<i>77</i>	<i>1,054</i>	<i>3,210</i>	<i>30</i>	<i>1</i>	<i>168</i>	<i>1,492</i>	<i>3,385</i>	<i>1</i>
National MoH	1,968	1	38	9	5	171	494	141	229	172	36	5		8	6	57	5	17	105	149	320	
National Hospital	1,901		29	6	2	133	477	24	78	35	11	12		6	3	89	2	17	67	115	793	2
<i>Sub total</i>	<i>3,869</i>	<i>1</i>	<i>67</i>	<i>15</i>	<i>7</i>	<i>304</i>	<i>971</i>	<i>165</i>	<i>307</i>	<i>207</i>	<i>47</i>	<i>17</i>	<i>0</i>	<i>14</i>	<i>9</i>	<i>146</i>	<i>7</i>	<i>34</i>	<i>172</i>	<i>264</i>	<i>1,113</i>	<i>2</i>
Hole Country	17,137	3	139	84	7	1,340	2,092	285	1,409	388	146	42	23	91	1,063	3,356	37	35	340	1,756	4,498	3

5.1 Number of MoH staff at Central level, 2003

5.2 Number of MoH staff by province and total country, 2003