

Kingdom of Cambodia

Nation – Religion – King



MINISTRY OF HEALTH

National Health Statistics

2 0 0 3

Department of Planning and Health Information
Phnom Penh, August 2004

FOREWORD

An important aspect of Health Planning and Management is the collection, analysis and use of reliable health information . With this regard, an effective health information system contributes significantly to effective monitoring and evaluating of the progress of health system development .

This ninth National Health Statistic Report provides a wide range of Information to all information users . Health care providers , manager and others at all level are increasingly using health Information obtained through the National Health Information system not merely for the managements of their health service delivery and planning, but also for monitoring and evaluation of their activities and program.

The Ministry of Health would like to take this opportunity to thank all partners, provincial and municipal health department , other concerned departments and centers as well as various organizations for their collaboration in making this edition possible.

Phnom Penh, June, 2004

Director General for Health

Professor ENG HUOT

Table of contents

| | | |
|--|---|----|
| Data coverage | | 4 |
| Summary of Main Health Indicators | | 5 |
| 1 - | Geo-demographic data | 7 |
| 1.1 | Administration Map of Cambodia | 8 |
| 1.2 | Geo- demographic data by province, Cambodia 2003 | 9 |
| 1.3 | Socio-demographic indicators, Cambodia 2003 | 10 |
| 1.4 | Population density of Cambodia | 11 |
| 2 - | Utilization of the Health services | 12 |
| 2.1 | Out-patient consultations and number of new cases by province | 13 |
| 2.2 | Out-patient consultations and number of new cases in national hospital | 13 |
| 2.3 | Out-patient consultations and new cases by age group by province | 14 |
| 2.4 | Out-patient consultations and new cases by age group in national hospital | 14 |
| 2.5 | Antenatal care activities | 15 |
| 2.5.1 | Antenatal consultations by province | 15 |
| 2.5.2 | Antenatal consultations in national hospital | 15 |
| 2.5.3 | Number and percentage of risk pregnancies and cases referred by province | 16 |
| 2.5.4 | Number and percentage of risk pregnancies and cases referred in national hospital | 16 |
| 2.6 | Delivery activities | 17 |
| 2.6.1 | Home deliveries, health center deliveries and hospital deliveries | 17 |
| 2.6.2 | Problem related to deliveries (still birth, dystocie, cesarean section, maternal death) | 18 |
| 2.7 | Birth spacing activities | 19 |
| 2.8 | Expanded program of immunization activities | 20 |
| 2.8.1 | Immunization coverage of children under 1 year of age by province | 20 |
| 2.8.2 | Tetanus toxiod coverage for women of child bearing age and pregnant women by province | 21 |
| 2.9 | Hospital Activities | 22 |
| 2.9.1 | Number and type of hospital discharges by province | 22 |
| 2.9.2 | Main hospital indicators by province | 26 |
| 2.9.3 | Bed occupancy rate (BOR) by province | 30 |
| 3 - | Health problems | 31 |
| 3.1 | Main health problem of health center outpatient consultation by age group | 32 |
| 3.2 | Frequency and age distribution of main health problem among inpatients | 33 |
| 3.3 | Main health problem of inpatients | 38 |
| 3.4 | Cases, deaths and hospital case fatality rate of main IPD health problems | 39 |
| 3.5 | Specific health problem | 40 |
| 3.5.1 | Tuberculosis | 40 |
| 3.5.2 | Malaria | 41 |
| 3.5.3 | Dengue | 42 |
| 3.5.4 | Cholera | 43 |
| 3.5.5 | Road and Mine accidents | 44 |
| 4 - | Comparison of main indicators of service utilization from 1997 to 2003 | 45 |
| 4.1 | Number of contact by inhabitant per year | 46 |
| 4.2 | Bed occupancy rate | 47 |
| 4.3 | Antenatal coverage | 48 |
| 4.4 | Delivery coverage | 49 |
| 4.5 | EPI coverage: Measles | 50 |
| 5 - | Human resources and Government budget | 51 |
| 5.1 | Number of MoH staff at central level, 2003 | 52 |
| 5.2 | Number of MoH staff by provinces and total country, 2003 | 53 |

Data coverage

| Code | Province | Period | Number of Reports | Reports not yet |
|------|------------------|--------------------|-------------------|-----------------|
| | | | Received | received |
| 1 | Svay rieng | January - december | 12 | |
| 2 | Prey Veng | January - december | 12 | |
| 3 | Kandal | January - december | 12 | |
| 4 | Phnom Penh | January - december | 12 | |
| 5 | Kampong Cham | January - december | 12 | |
| 6 | Kampong Chhnang | January - december | 12 | |
| 7 | Kampong Speu | January - december | 12 | |
| 8 | Takeo | January - december | 12 | |
| 9 | Kampot | January - december | 12 | |
| 10 | Sihanouk Ville | January - december | 12 | |
| 11 | Koh Kong | January - december | 12 | |
| 12 | Pursat | January - december | 12 | |
| 13 | Battambang | January - december | 12 | |
| 14 | Banteay Meanchey | January - december | 12 | |
| 15 | Siem Reap | January - december | 12 | |
| 16 | Kampong Thom | January - december | 12 | |
| 17 | Preah Vihear | January - december | 12 | |
| 18 | Kratie | January - december | 12 | |
| 19 | Stung Treng | January - december | 12 | |
| 20 | Mondulkiri | January - december | 12 | |
| 21 | Rattanakiri | January - december | 12 | |
| 22 | Kep Ville | January - december | 12 | |
| 23 | Pailin Ville | January - december | 12 | |
| 24 | Oudar Meanchey | January - december | 12 | |
| 25 | Calmette | January - december | 12 | |
| 26 | MCH | January - december | 10 | |
| 27 | NPH | January - december | 12 | |
| 28 | Kossamak | January - december | 12 | |
| 29 | Norodom Sihanouk | January - december | 12 | |
| 30 | Ang Duong | January - december | 12 | |
| 31 | Kuntha Bopha | January - december | 12 | |
| 32 | CENAT | January - december | No report | |

Summary of Health Indicators

1 Demographic data

| | | |
|-----|-----------------------------------|------------|
| 1.1 | Estimated population (million) | 13,287,053 |
| 2.1 | Crude Birth Rate | 2.8% |
| 3.1 | Estimated population under 1 year | 2.6% |

2 Utilization of health Services

2.1 Outpatient

| | | |
|-------|--|-----------|
| 2.1.1 | Total new cases | 5,218,292 |
| 2.1.2 | Total consultation | 6,018,335 |
| 2.1.3 | Health center consultation | 4,966,393 |
| 2.1.4 | Hospital consultation | 251,899 |
| 2.1.5 | Number of contact by inhabitant per year | 0.39 |
| 2.1.6 | Return Rate | 1.15 |

2.2 Inpatient

| | | |
|-------|----------------------------|---------|
| 2.2.1 | Total number of Inpatients | 305,654 |
| 2.2.2 | Hospitalization Rates | 0.02 |

2.3 Hospital activities

| | | |
|-------|-------------------------------|-----------|
| 2.3.1 | Number of Beds | 7,747 |
| 2.3.2 | Total inpatient days | 1,568,718 |
| 2.3.3 | Bed occupancy rate | 60.7% |
| 2.3.4 | Average length of stay (days) | 6 |
| 2.3.5 | Hospital mortality rate | 1.7% |

2.4 Antenatal care

| | | |
|-------|-------------|-------|
| 2.4.1 | Coverage | 48.4% |
| 2.4.2 | Return rate | 2.27 |

2.5 Delivery

| | | |
|-------|----------------------------------|---------|
| 2.5.1 | Expected deliveries | 504,908 |
| 2.5.2 | Deliveries reported | 42.68% |
| 2.5.3 | Total Deliveries | 215,513 |
| 2.5.4 | Total home deliveries | 58,275 |
| 2.5.5 | Total health Center deliveries | 4.25% |
| 2.5.6 | Total hospital deliveries | 6.35% |
| 2.5.7 | Dystocia | 0.69% |
| 2.5.8 | Hospital maternal mortality rate | 0.08% |

2.6 Family Planning

| | | |
|-------|--------------|--------|
| 2.6.1 | Pills | 9.21% |
| 2.6.2 | IUD | 0.41% |
| 2.6.3 | Injections | 8.08% |
| 2.6.4 | Condoms | 0.67% |
| 2.6.5 | Average rate | 18.46% |

2.7 EPI coverage

| | | |
|-------|-------------------------|-----|
| 2.7.1 | BCG | 81% |
| 2.7.2 | OPV3 | 74% |
| 2.7.3 | DPT3 | 73% |
| 2.7.4 | Measles | 69% |
| 2.7.5 | TT2+ for pregnant women | 45% |

Health Problems

| | | |
|--------|---|---------|
| 3.1 | Outpatient (% of total new cases consultation) | |
| 3.1.1 | ARI | 33.83% |
| 3.1.2 | Cough >21 days | 1.69% |
| 3.1.3 | Diarrhea | 6.60% |
| 3.1.4 | Malaria | 2.37% |
| 3.1.5 | Measles | 0.0049% |
| 3.1.6 | Neonatal tetanus | 0.0002% |
| 3.1.7 | Others | 55.50% |
| 3.2 | Inpatient (% of total inpatient) | |
| 3.2.1 | ARI | 10.14% |
| 3.2.2 | Diarrhea | 4.19% |
| 3.2.3 | Tuberculosis | 7.00% |
| 3.2.4 | Malaria | 4.17% |
| 3.2.5 | Gyneco - obstetrics | 2.91% |
| 3.2.6 | Dengue | 5.17% |
| 3.2.7 | Road accidents | 0.32% |
| 3.2.8 | Mine accidents | 0.07% |
| 3.2.9 | Dysentery | 1.10% |
| 3.2.10 | Others | 64.19% |
| 3.3 | Cases Fatality Rate (CFR) | |
| 3.3.1 | Malaria | 3.89% |
| 3.3.2 | ARI | 2.40% |
| 3.3.3 | Tuberculosis | 0.93% |
| 3.3.4 | Meningitis | 10.29% |
| 3.3.5 | Road accidents | 3.59% |
| 3.3.6 | Mine accidents | 1.91% |
| 3.3.7 | Dengue | 1.83% |
| 3.3.8 | Diarrhea | 0.49% |
| 4 | Comparison of main indicators of service utilization from 1997 to 2001 | |
| 4.1 | Number of contact by inhabitant per year | |
| 4.2 | Bed occupancy rate | |
| 4.3 | Prenatal coverage | |
| 4.4 | Delivery coverage | |
| 4.5 | EPI coverage : Measles | |
| 5 | Human Resources | |
| 5.1 | Number of MoH staff central level, 2002 | 3,691 |
| 5.2 | Number of MOH staff by province, 2002 | 14,178 |

I GEO —DEMOGRAPHIC DATA

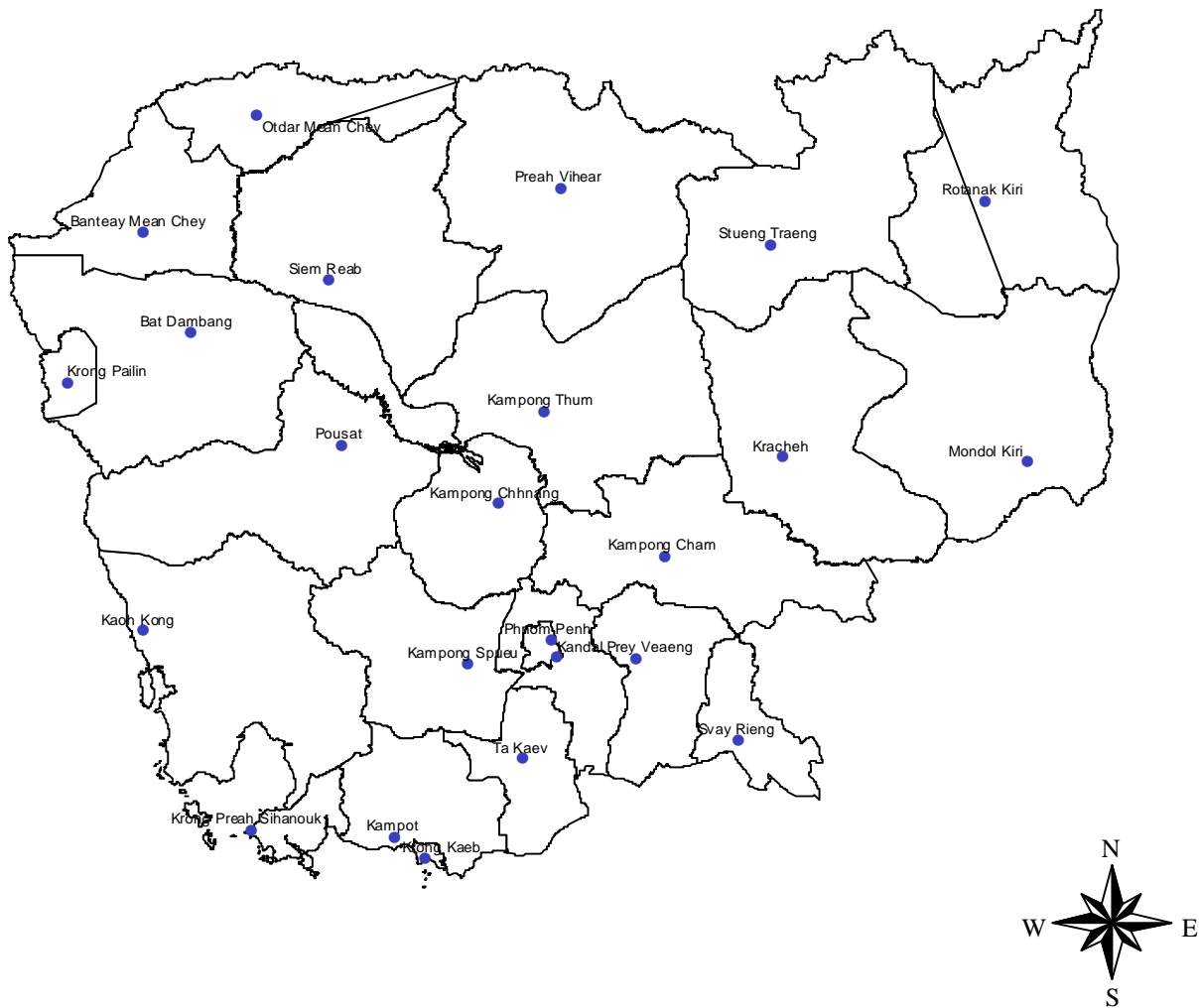
1.1 Map of Cambodia

1.2 Geo-Demographic data by province, Cambodia

1.3 Socio-Demographic Indicators, Cambodia

1.4 Population density of Cambodia

1.1 Map of Cambodia



1.2 Geo-demographic data by province ,Cambodia, 2003

| Code | Provinces | Area(Km2) | Density/Km2 | Population | # Districts | # Communes | # Villages |
|---------------|------------------|-----------|-------------|------------|-------------|------------|------------|
| 1 | Banteay Meanchey | 6,679 | 86 | 732,310 | 8 | 63 | 604 |
| 2 | Battambang | 11,702 | 68 | 962,672 | 12 | 89 | 611 |
| 3 | Kampong Cham | 9,799 | 164 | 1,804,956 | 16 | 173 | 1,748 |
| 4 | Kampong Chhnang | 5,521 | 76 | 490,220 | 8 | 69 | 546 |
| 5 | Kampong Speu | 7,017 | 85 | 698,949 | 8 | 89 | 1,319 |
| 6 | Kampong Thom | 13,814 | 41 | 656,474 | 8 | 81 | 737 |
| 7 | Kampot | 4,873 | 108 | 587,868 | 8 | 92 | 477 |
| 8 | Kandal | 3,568 | 301 | 1,207,096 | 11 | 147 | 1,087 |
| 9 | Koh Kong | 11,160 | 12 | 175,947 | 8 | 32 | 127 |
| 10 | Kratie | 11,094 | 24 | 316,606 | 5 | 46 | 257 |
| 11 | Mondulkiri | 14,288 | 2 | 40,016 | 5 | 21 | 98 |
| 12 | Phnom Penh | 290 | 3,441 | 1,231,630 | 7 | 76 | 637 |
| 13 | Preah Vihear | 13,788 | 9 | 144,521 | 7 | 49 | 204 |
| 14 | Prey Veng | 4,883 | 194 | 1,027,518 | 12 | 116 | 1,136 |
| 15 | Pursat | 12,692 | 28 | 415,354 | 6 | 49 | 495 |
| 16 | Rattanakiri | 10,782 | 9 | 114,426 | 9 | 50 | 240 |
| 17 | Siem Reap | 10,299 | 68 | 821,964 | 12 | 100 | 882 |
| 18 | Sihanouk Ville | 868 | 179 | 195,130 | 3 | 22 | 85 |
| 19 | Stung Treng | 11,092 | 7 | 98,396 | 5 | 34 | 128 |
| 20 | Svay Rieng | 2,966 | 161 | 527,053 | 7 | 80 | 690 |
| 21 | Takeo | 3,563 | 222 | 879,220 | 10 | 100 | 1,116 |
| 22 | Oudar Meanchey | 6,158 | 11 | 93,077 | 4 | 18 | 108 |
| 23 | Kep V ille | 336 | 85 | 35,434 | 2 | 5 | 16 |
| 24 | Pailin Ville | 803 | 28 | 30,216 | 2 | 8 | 58 |
| Total: | | 181,035 | | 13,287,053 | 183 | 1,609 | 13,406 |

Note: Include area of Tonle Sap Lake (3000 Km2)

Area figures have been obtained from the Ministry of Interior

1-3 Socio-demographic indicators

| | | |
|----------------------|--|------------|
| Population | | 13,287,053 |
| | Males (1) | 48.19% |
| | Females (1) | 51.81% |
| | Sex Ratio-males for 100 females(1) | 93.00 |
| | Distribution of population by age group(1) | |
| | 0 _ 4 years | 12.80% |
| | 5-14 years | 30.00% |
| | 15-64years | 53.70% |
| | >64 years | 3.50% |
| | Number of households (1) | 218866.3 |
| | Average households size (1) | 5.2 |
| | Percentage of females ages 15-49 years (Total population) (1) | 30.00% |
| | Never married (female aged over 15) (2) | 26.60% |
| | Married (female aged over 15) (2) | 58.40% |
| | Divorced/separated (female aged over 15) (2) | 4.20% |
| | widowed (female aged over 15) (2) | 10.80% |
| | Population growth rate (1) | 2.49% |
| | Crude Death Rate (per 1000) (3) | 7%o |
| | Crude Birth Rate (per 1000) (3) | 28%o |
| | Total Fertility Rate (3) | 4 |
| | Density (person per Km) (1) | 64 |
| | Urban Population (1) | 15.70% |
| | Rural Population (1) | 84.30% |
| Health | | |
| | Under 5 Mortality Rate in 2000 (per 1000 live births)(3) | 124 |
| | infant Mortality Rate in 2000(per 1000 live births) (3) | 95 |
| | Maternal Mortality Rate in 1997 (per 100.000 live births)(3) | 437 |
| | Percentage of modern contraception Practices (% of married women) (3) | 20% |
| | Life expectancy at birth Male (2) | 54.4 |
| | Life expectancy at birth Female (2) | 58.3 |
| Education (2) | | |
| | Percentage of adult literates | 79.50% |
| | Percentage of females adult literates | 57% |
| | Percentage of Male adult literates | 67.30% |
| Economy | | |
| | Government Budget expenditure for Health (US \$ per capita running cost) (4) | 3.95 |
| | Gross Domestic Product per capital (US \$) (4) | 305.95 |
| | Household expenditure on Health care US\$ | 20.7 |


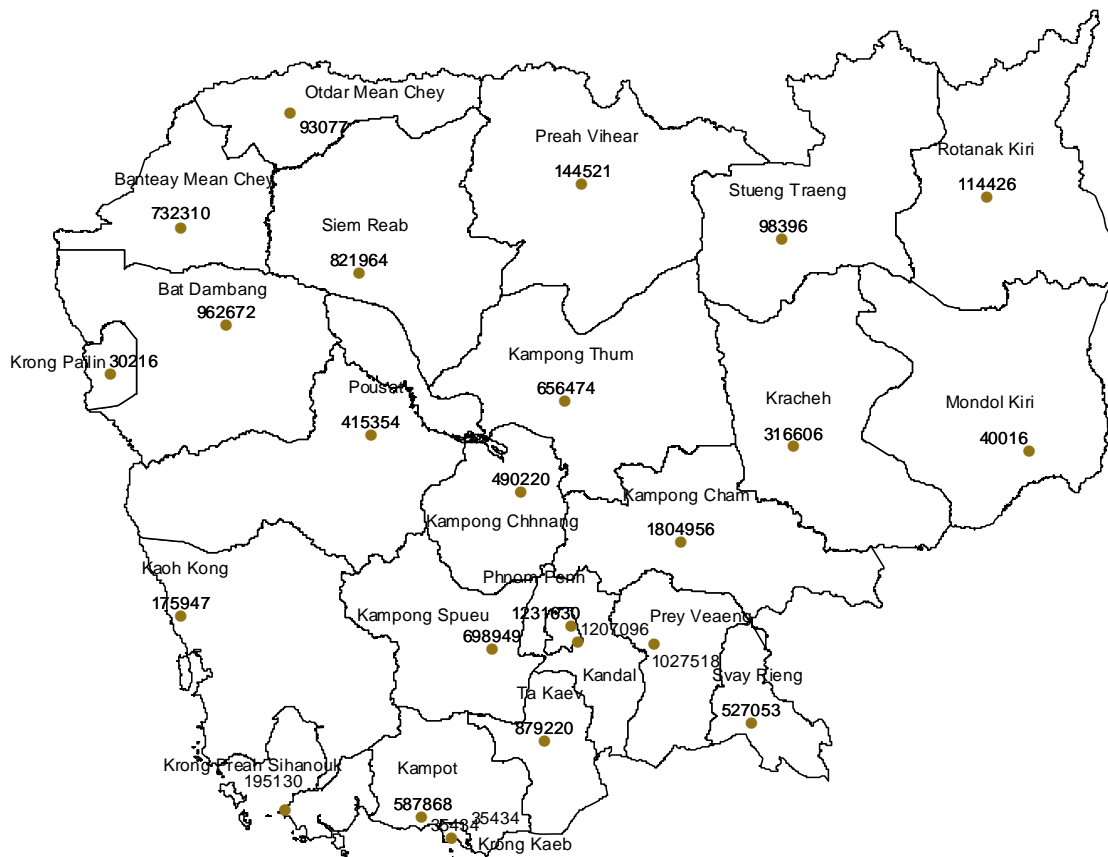
(1) General Population Census of Cambodia, Final Census results, Ministry of Planning, July 1998

(2) General Population Census of Cambodia, Analysis of Census Result, Fertility and Mortality, Ministry of Planning, december 1999

(3) Cambodia Demography and Health survey 2000, Ministry of Planning

(4) Department of Finance, MOH (budget book 2003)

1-4 Population



2- Utilization of Health Services

| | | | | | | | |
|-----|---|--|--|--|--|--|--|
| 2.1 | Out – patient consultations and number of new cases by province | | | | | | |
| 2.2 | Out – patient consultations and number of new cases in National Hospital | | | | | | |
| 2.3 | Out – patient consultations and number of new cases by age group by province | | | | | | |
| 2.4 | Out – patient consultations and number of new cases by age group in National Hospital | | | | | | |
| 2.5 | Antenatal care activities | | | | | | |
| | 2.5.1 | Antenatal consultations by province | | | | | |
| | 2.5.2 | Antenatal consultations in National hospital | | | | | |
| | 2.5.3 | Number and percentage of risk pregnancies and cases referred to hospital | | | | | |
| | 2.5.4 | Number and percentage of risk pregnancies and cases referred to National hospital | | | | | |
| 2.6 | Delivery activities | | | | | | |
| | 2.6.1 | Home deliveries, health center deliveries and hospital deliveries | | | | | |
| | 2.6.2 | Problems related to deliveries (still birth, dystocie, cesarean section, maternal death) | | | | | |
| 2.7 | Birth spacing activities | | | | | | |
| 2.8 | Expanded Program of Immunization activities | | | | | | |
| | 2.8.1 | Immunization coverage for children under 1 year of age by province | | | | | |
| | 2.8.2 | Tetanus toxoid coverage for women of child bearing age and pregnant women by province | | | | | |
| | | | | | | | |
| 2.9 | Hospital activities | | | | | | |
| | 2.9.1 | Number and type of hospital discharge by province | | | | | |
| | 2.9.2 | Main health indicators by province | | | | | |
| | 2.9.3 | Bed occupancy rate (BOR) by province | | | | | |
| | | | | | | | |
| | | | | | | | |

2.1 Out-patient consultations and number of new case by province

| Province | Health Center | | Hospital | | | | Total new cases | Number contact / Inhabitant / year |
|-------------------|------------------|------------------|-----------------------|----------------|----------------|----------------|------------------|------------------------------------|
| | New | Total | Referred Consultation | | Self referred | | | |
| | | | OD | Other District | OD | Other District | | |
| Banteay MeanChey | 254,207 | 297,455 | 2,124 | 1,702 | 10,315 | 2,979 | 271,327 | 0.37 |
| Bat Dambang | 353,982 | 466,950 | 2,480 | 1,265 | 17,247 | 4,108 | 379,082 | 0.39 |
| Kampong Cham | 598,537 | 642,765 | 3,334 | 305 | 27,866 | 6,200 | 636,242 | 0.35 |
| Kampong Chhnang | 154,419 | 160,779 | 517 | 33 | 7,570 | 1,097 | 163,636 | 0.33 |
| Kampong Speue | 210,790 | 246,721 | 1,287 | 334 | 6,016 | 2,264 | 220,691 | 0.32 |
| Kampong Thum | 258,884 | 300,732 | 249 | 7 | 5,914 | 583 | 265,637 | 0.40 |
| Kampot | 114,615 | 131,646 | 489 | 51 | 4,713 | 2,272 | 122,140 | 0.21 |
| Kandal | 641,172 | 716,982 | 4,589 | 5,798 | 19,590 | 13,161 | 684,310 | 0.57 |
| Kaoh Kong | 21,998 | 24,056 | 45 | 621 | 3,694 | 1 | 26,359 | 0.15 |
| Kracheh | 103,368 | 108,387 | 830 | 538 | 1,924 | 1,183 | 107,843 | 0.34 |
| Monduliri | 31,150 | 31,933 | 550 | 8 | 347 | 16 | 32,071 | 0.80 |
| Phnom Penh | 200,397 | 238,131 | 0 | 0 | 0 | 0 | 200,397 | 0.16 |
| Preah Vihear | 58,684 | 62,386 | 64 | 0 | 3,715 | 0 | 62,463 | 0.43 |
| Prey Veang | 376,716 | 434,662 | 1,969 | 143 | 10,979 | 2,780 | 392,587 | 0.38 |
| Pousat | 125,182 | 127,262 | 231 | 99 | 2,292 | 332 | 128,136 | 0.31 |
| Rotanak Kiri | 54,702 | 55,588 | 217 | 0 | 187 | 0 | 55,106 | 0.48 |
| Siem Reap | 353,439 | 371,424 | 2,405 | 438 | 4,537 | 2,402 | 363,221 | 0.44 |
| Krong P. Sihanouk | 56,795 | 71,151 | 53 | 0 | 0 | 0 | 56,848 | 0.29 |
| Stueng Traeng | 37,695 | 38,739 | 202 | 0 | 1,509 | 0 | 39,406 | 0.40 |
| Svay Rieng | 183,404 | 222,713 | 982 | 259 | 5,976 | 1,837 | 192,458 | 0.37 |
| Takaev | 331,548 | 388,912 | 1,080 | 8 | 15,433 | 12,508 | 360,577 | 0.41 |
| Otdar Meanchey | 49,273 | 55,216 | 146 | 1 | 1,446 | 73 | 50,939 | 0.55 |
| Krong Kaeb | 8,434 | 9,591 | 155 | 4 | 8,194 | 1,055 | 17,842 | 0.50 |
| Krong Pailin | 18,485 | 19,177 | 353 | 1 | 1,593 | 25 | 20,457 | 0.68 |
| Total | 4,597,876 | 5,223,358 | 24,351 | 11,615 | 161,057 | 54,876 | 4,849,775 | 0.37 |

2.2 Out-patient consultations and number of new case in national hospital

| Province | OPD | | Hospital | | | | Total new cases | Number contact / Inhabitant / year |
|---------------------|------------------|------------------|-----------------------|----------------|----------------|----------------|------------------|------------------------------------|
| | New | Total | Referred Consultation | | Auto referred | | | |
| | | | OD | Other District | OD | Other District | | |
| Ang Dong | 22,255 | 30,794 | 0 | 0 | 0 | 0 | 22,255 | |
| Calmette | 12,789 | 16,617 | 0 | 0 | 0 | 0 | 12,789 | |
| CNAT | | | | | | | | |
| Kunthak Bopha | 98,262 | 430,679 | 0 | 0 | 0 | 0 | 98,262 | |
| Chhey Varaman 7 | 129,964 | 170,420 | 0 | 0 | 0 | 0 | 129,964 | |
| Mch | 9,375 | 45,018 | 0 | 0 | 0 | 0 | 9,375 | |
| Nph | 39,679 | 51,507 | 0 | 0 | 0 | 0 | 39,679 | |
| Norodom Sihanouk | 50,081 | 43,534 | 0 | 0 | 0 | 0 | 50,081 | |
| Kossamak | 6,112 | 6,408 | | | | | 6,112 | |
| Total | 368,517 | 794,977 | 0 | 0 | 0 | 0 | 368,517 | |
| Hole Country | 4,966,393 | 6,018,335 | 24,351 | 11,615 | 161,057 | 54,876 | 5,218,292 | 0.39 |

2.3 Out-patient consultations , new case by province by age group at health center

| Province | OPD | | | | |
|-------------------|----------------|----------------|------------------|----------------|------------------|
| | 0 _ 4 | 5 _ 14 | 15 _ 49 | > 50 | Total |
| Banteay MeanChey | 47,539 | 49,639 | 120,583 | 36,446 | 254,207 |
| Bat Dambang | 46,997 | 56,820 | 191,639 | 58,526 | 353,982 |
| Kampong Cham | 104,450 | 111,289 | 270,626 | 112,172 | 598,537 |
| Kampong Chhnang | 21,649 | 25,809 | 75,611 | 31,350 | 154,419 |
| Kampong Speue | 32,306 | 42,536 | 97,632 | 38,316 | 210,790 |
| Kampong Thum | 36,082 | 44,989 | 133,905 | 43,908 | 258,884 |
| Kampot | 11,088 | 11,476 | 70,603 | 21,448 | 114,615 |
| Kandal | 123,753 | 124,613 | 280,495 | 112,311 | 641,172 |
| Kaoh Kong | 3,964 | 4,413 | 11,104 | 2,517 | 21,998 |
| Kracheh | 15,491 | 16,369 | 55,127 | 16,381 | 103,368 |
| Mondulkiri | 5,652 | 6,977 | 14,728 | 3,793 | 31,150 |
| Phnom Penh | 28,427 | 35,179 | 90,080 | 46,711 | 200,397 |
| Preah Vihear | 7,970 | 12,059 | 31,016 | 7,639 | 58,684 |
| Prey Veang | 59,572 | 79,528 | 154,881 | 82,735 | 376,716 |
| Pousat | 19,010 | 17,565 | 73,255 | 15,352 | 125,182 |
| Rotanak Kiri | 14,298 | 12,775 | 16,914 | 10,715 | 54,702 |
| Siem Reap | 63,963 | 51,929 | 197,336 | 40,211 | 353,439 |
| Krong P. Sihanouk | 5,925 | 7,974 | 33,354 | 9,542 | 56,795 |
| Stueng Traeng | 5,842 | 7,128 | 20,580 | 4,145 | 37,695 |
| Svay Rieng | 28,871 | 28,205 | 91,946 | 34,382 | 183,404 |
| Takaev | 78,773 | 57,059 | 140,631 | 55,085 | 331,548 |
| Otdar Meanchey | 9,022 | 10,002 | 26,347 | 3,902 | 49,273 |
| Krong Kaeb | 958 | 1,440 | 3,948 | 2,088 | 8,434 |
| Krong Pailin | 1,881 | 2,944 | 12,286 | 1,374 | 18,485 |
| Total : | 773,483 | 818,717 | 2,214,627 | 791,049 | 4,597,876 |

2.4 Out-patient consultations , new case by province by age group in national hospital

| National Hospital | OPD | | | | |
|---------------------|----------------|----------------|------------------|----------------|------------------|
| | 0 _ 4 | 5 _ 14 | 15 _ 49 | >50 | Total |
| Ang DOUNG | 2,241 | 5,780 | 10,587 | 3,647 | 22,255 |
| Calmette | 0 | 150 | 8,834 | 3,805 | 12,789 |
| CNAT | No Report | | | | |
| Kunthak Bopha | 80,164 | 18,047 | 51 | 0 | 98,262 |
| Chhey Varaman 7 | 80,392 | 49,561 | 11 | 0 | 129,964 |
| MCH | 1 | 23 | 9,049 | 302 | 9,375 |
| NPH | 22,180 | 17,486 | 13 | 0 | 39,679 |
| Norodom Sihanouk | 59 | 189 | 43,464 | 6,369 | 50,081 |
| Kossamak | 271 | 1,140 | 3,062 | 1,639 | 6,112 |
| Total : | 185,308 | 92,376 | 75,071 | 15,762 | 368,517 |
| Hole Counrty | 958,791 | 911,093 | 2,289,698 | 806,811 | 4,966,393 |

2.5 Antenatal Care activities

2.5.1 Antenatal consultations by province

| Province | Target Population | Health Center | | | | Coverage Rate |
|-------------------|-------------------|----------------|----------------|---------------|----------------|---------------|
| | | 1st Consult | 2nd Consult | 3rd Consult | Total | |
| Banteay MeanChey | 27,828 | 12,841 | 9,271 | 4,364 | 26,476 | 46.1% |
| Bat Dambang | 36,582 | 19,466 | 13,107 | 8,500 | 41,073 | 53.2% |
| Kampong Cham | 68,588 | 31,073 | 21,697 | 11,400 | 64,170 | 45.3% |
| Kampong Chhnang | 18,628 | 11,562 | 7,818 | 4,794 | 24,174 | 62.1% |
| Kampong Speue | 26,560 | 12,714 | 8,627 | 4,061 | 25,402 | 47.9% |
| Kampong Thum | 24,946 | 9,935 | 4,702 | 2,225 | 16,862 | 39.8% |
| Kampot | 22,339 | 7,982 | 5,620 | 2,849 | 16,451 | 35.7% |
| Kandal | 45,870 | 21,510 | 14,890 | 7,546 | 43,946 | 46.9% |
| Kaoh Kong | 6,686 | 1,898 | 1,083 | 608 | 3,589 | 28.4% |
| Kracheh | 12,031 | 3,548 | 1,897 | 997 | 6,442 | 29.5% |
| Mondulkiri | 1,521 | 554 | 294 | 117 | 965 | 36.4% |
| Phnom Penh | 46,802 | 12,169 | 7,684 | 4,880 | 24,733 | 26.0% |
| Preah Vihear | 5,492 | 1,121 | 506 | 182 | 1,809 | 20.4% |
| Prey Veang | 39,046 | 20,523 | 13,322 | 7,320 | 41,165 | 52.6% |
| Pousat | 15,783 | 8,376 | 6,323 | 3,959 | 18,658 | 53.1% |
| Rotanak Kiri | 4,348 | 1,098 | 588 | 318 | 2,004 | 25.3% |
| Siem Reap | 31,235 | 18,044 | 14,160 | 6,441 | 38,645 | 57.8% |
| Krong P. Sihanouk | 7,415 | 2,570 | 1,735 | 716 | 5,021 | 34.7% |
| Stueng Traeng | 3,739 | 1,855 | 1,329 | 513 | 3,697 | 49.6% |
| Svay Rieng | 20,028 | 12,896 | 9,117 | 5,104 | 27,117 | 64.4% |
| Takaev | 33,410 | 18,045 | 11,966 | 6,529 | 36,540 | 54.0% |
| Otdar Meanchey | 3,537 | 2,456 | 1,477 | 766 | 4,699 | 69.4% |
| Krong Kaeb | 1,346 | 102 | 60 | 25 | 187 | 7.6% |
| Krong Pailin | 1,148 | 626 | 391 | 153 | 1,170 | 54.5% |
| Total : | 504,908 | 232,964 | 157,664 | 84,367 | 474,995 | 46.1% |

2.5.2 Antenatal consultations in National hospital

| National Hospital | 1st Consult | 2nd Consult | 3rd Consult | Total | |
|---------------------|----------------|----------------|---------------|----------------|--------------|
| Ang Doung | | | | 0 | |
| Calmette | 2,145 | 1,365 | 1,011 | 4,521 | |
| Inat | | | | 0 | |
| Kunthak Bopha | | | | 0 | |
| Chhey Varaman 7 | | | | 0 | |
| MCH | 9,179 | 5,714 | 4,066 | 18,959 | |
| NPH | | | | 0 | |
| Norodom Sihanouk | 216 | 110 | 56 | 382 | |
| Kossamak | 71 | 80 | 69 | 220 | |
| Total : | 11,611 | 7,269 | 5,202 | 24,082 | |
| Hole Country | 244,575 | 164,933 | 89,569 | 499,077 | 48.4% |

2.5.3 Number and percentage of risk pregnancies and referred to hospital by province

| Province | 1st Consultation | Risk Pregnancies | | Referred to Hospital | |
|-------------------|------------------|------------------|--------------|----------------------|-------------|
| | | Number | % | Number | % |
| Banteay MeanChey | 12,841 | 1,302 | 10.1% | 216 | 1.7% |
| Bat Dambang | 19,466 | 4,216 | 21.7% | 462 | 2.4% |
| Kampong Cham | 31,073 | 2,677 | 8.6% | 840 | 2.7% |
| Kampong Chhnang | 11,562 | 2,272 | 19.7% | 137 | 1.2% |
| Kampong Speue | 12,714 | 576 | 4.5% | 158 | 1.2% |
| Kampong Thum | 9,935 | 748 | 7.5% | 145 | 1.5% |
| Kampot | 7,982 | 847 | 10.6% | 77 | 1.0% |
| Kandal | 21,510 | 1,614 | 7.5% | 400 | 1.9% |
| Kaoh Kong | 1,898 | 323 | 17.0% | 23 | 1.2% |
| Kracheh | 3,548 | 835 | 23.5% | 354 | 10.0% |
| Mondulkiri | 554 | 8 | 1.4% | 16 | 2.9% |
| Phnom Penh | 12,169 | 100 | 0.8% | 36 | 0.3% |
| Preah Vihear | 1,121 | 79 | 7.0% | 9 | 0.8% |
| Prey Veang | 20,523 | 1,496 | 7.3% | 443 | 2.2% |
| Pousat | 8,376 | 1,979 | 23.6% | 101 | 1.2% |
| Rotanak Kiri | 1,098 | 36 | 3.3% | 23 | 2.1% |
| Siem Reap | 18,044 | 987 | 5.5% | 83 | 0.5% |
| Krong P. Sihanouk | 2,570 | 97 | 3.8% | 8 | 0.3% |
| Stueng Traeng | 1,855 | 376 | 20.3% | 45 | 2.4% |
| Svay Rieng | 12,896 | 1,618 | 12.5% | 325 | 2.5% |
| Takaev | 18,045 | 1,160 | 6.4% | 405 | 2.2% |
| Otdar Meanchey | 2,456 | 147 | 6.0% | 34 | 1.4% |
| Krong Kaeb | 102 | 0 | 0.0% | 0 | 0.0% |
| Krong Pailin | 626 | 60 | 9.6% | 14 | 2.2% |
| Total : | 232,964 | 23,553 | 10.1% | 4,354 | 1.9% |

2.5.4 Number and percentage of risk pregnancies and referred case to national hospital

| National Hospital | 1st Consultation | Risk Pregnancies | | Referred to Hospital | |
|---------------------|------------------|------------------|-------------|----------------------|-------------|
| | | Number | % | Number | % |
| Ang Doung | 0 | 0 | | | |
| Calmette | 2,145 | 240 | 11.2% | | |
| Inat | | | | | |
| Kunthak Bopha | | | | | |
| Chhey Varaman 7 | | | | | |
| MCH | 9,179 | 451 | 4.9% | | |
| NPH | | | | | |
| Norodom Sihanouk | 216 | 0 | 0.0% | | |
| Kossamak | 71 | 0 | 0.0% | | |
| Total : | 11,611 | 691 | 6.0% | | |
| Hole Country | 244,575 | 24,244 | 9.9% | | 1.9% |

2.6 Delivery Activities

2.6.1 Home deliveries, Health Center deliveries and Hospital deliveries

| Province | Deliveries at Homme | | | | Deliveries at HC | | Hospital Deliveries | | Total Deliveries | % Deliveries |
|-------------------|---------------------|---------------|----------------|---------------|------------------|--------------|---------------------|--------------|------------------|---------------|
| | Health Staff | | TBAs | | # | % | # | % | | |
| | # | % | # | % | | | | | | |
| Banteay MeanChey | 4,170 | 14.99% | 5,498 | 19.76% | 916 | 3.29% | 880 | 3.16% | 11,464 | 41.20% |
| Bat Dambang | 6,308 | 17.24% | 8,837 | 24.16% | 617 | 1.69% | 3,033 | 8.29% | 18,795 | 51.38% |
| Kampong Cham | 8,322 | 12.13% | 12,763 | 18.61% | 1,013 | 1.48% | 2,224 | 3.24% | 24,322 | 35.46% |
| Kampong Chhnang | 1,798 | 9.65% | 5,278 | 28.33% | 496 | 2.66% | 843 | 4.53% | 8,415 | 45.17% |
| Kampong Speue | 3,337 | 12.56% | 6,799 | 25.60% | 324 | 1.22% | 696 | 2.62% | 11,156 | 42.00% |
| Kampong Thum | 1,633 | 6.55% | 6,693 | 26.83% | 156 | 0.63% | 645 | 2.59% | 9,127 | 36.59% |
| Kampot | 3,405 | 15.24% | 4,902 | 21.94% | 1,944 | 8.70% | 199 | 0.89% | 10,450 | 46.78% |
| Kandal | 9,127 | 19.90% | 5,558 | 12.12% | 5,443 | 11.87% | 986 | 2.15% | 21,114 | 46.03% |
| Kaoh Kong | 172 | 2.57% | 749 | 11.20% | 155 | 2.32% | 312 | 4.67% | 1,388 | 20.76% |
| Kracheh | 814 | 6.77% | 1,801 | 14.97% | 125 | 1.04% | 423 | 3.52% | 3,163 | 26.29% |
| Mondulkiri | 188 | 12.36% | 350 | 23.02% | 43 | 2.83% | 58 | 3.81% | 639 | 42.02% |
| Phnom Penh | 262 | 0.56% | 37 | 0.08% | 4,896 | 10.46% | 1,423 | 3.04% | 6,618 | 14.14% |
| Preah Vihear | 457 | 8.32% | 806 | 14.68% | 30 | 0.55% | 113 | 2.06% | 1,406 | 25.60% |
| Prey Veang | 3,606 | 9.24% | 11,486 | 29.42% | 1,126 | 2.88% | 891 | 2.28% | 17,109 | 43.82% |
| Pousat | 1,496 | 9.48% | 4,039 | 25.59% | 373 | 2.36% | 307 | 1.95% | 6,215 | 39.38% |
| Rotanak Kiri | 257 | 5.91% | 949 | 21.83% | 175 | 4.02% | 252 | 5.80% | 1,633 | 37.56% |
| Siem Reap | 6,170 | 19.75% | 7,589 | 24.30% | 1,210 | 3.87% | 353 | 1.13% | 15,322 | 49.05% |
| Krong P. Sihanouk | 609 | 8.21% | 439 | 5.92% | 87 | 1.17% | 591 | 7.97% | 1,726 | 23.28% |
| Stueng Traeng | 70 | 1.87% | 1,033 | 27.63% | 26 | 0.70% | 189 | 5.05% | 1,318 | 35.25% |
| Svay Rieng | 1,999 | 9.98% | 7,333 | 36.61% | 96 | 0.48% | 614 | 3.07% | 10,042 | 50.14% |
| Takaev | 3,576 | 10.70% | 8,114 | 24.29% | 2,018 | 6.04% | 1,397 | 4.18% | 15,105 | 45.21% |
| Otdar Meanchey | 248 | 7.01% | 1,806 | 51.06% | 164 | 4.64% | 103 | 2.91% | 2,321 | 65.62% |
| Krong Kaeb | 43 | 3.19% | 608 | 45.15% | 1 | 0.07% | 142 | 10.55% | 794 | 58.97% |
| Krong Pailin | 208 | 18.12% | 254 | 22.12% | 13 | 1.13% | 118 | 10.28% | 593 | 51.65% |
| Ang Doung | | | | | | | 0 | #REF! | 0 | #REF! |
| Calmette | | | | | | | 2,061 | #REF! | 2,061 | #REF! |
| Inat | | | | | | | 0 | #REF! | 0 | #REF! |
| Kunthak Bopha | | | | | | | 0 | #REF! | 0 | #REF! |
| Chhey Varaman 7 | | | | | | | 5,639 | #REF! | 5,639 | #REF! |
| MCH | | | | | | | 6,718 | #REF! | 6,718 | #REF! |
| NHP | | | | | | | 0 | #REF! | 0 | #REF! |
| Norodom Sihanouk | | | | | | | 860 | | 860 | |
| Kossamak | | | | | | | 0 | #REF! | 0 | #REF! |
| Total : | 58,275 | 11.54% | 103,721 | 20.54% | 21,447 | 4.25% | 32,070 | 6.35% | 215,513 | 42.68% |

2.6.2 Problem related to deliveries (Still birth, dystocia, cesarean section, maternal death)

| Province | Total Deliveries | Still births | | Neonatal Deaths | | Dystocic Deliveries | | Cesarean | | Maternal Deaths | |
|-------------------|------------------|--------------|---------|-----------------|---------|---------------------|---------|----------|---------|-----------------|---------|
| | | # | % | # | % | # | % | # | % | # | % |
| Banteay MeanChey | 11,464 | 61 | 0.53% | 53 | 0.46% | 237 | 2.07% | 31 | 0.27% | 13 | 0.11% |
| Bat Dambang | 18,795 | 234 | 1.25% | 101 | 0.54% | 48 | 0.26% | 252 | 1.34% | 14 | 0.07% |
| Kampong Cham | 24,322 | 186 | 0.76% | 94 | 0.39% | 232 | 0.95% | 165 | 0.68% | 7 | 0.03% |
| Kampong Chhnang | 8,415 | 42 | 0.50% | 67 | 0.80% | 13 | 0.15% | 110 | 1.31% | 19 | 0.23% |
| Kampong Speue | 11,156 | 40 | 0.36% | 11 | 0.10% | 149 | 1.34% | 92 | 0.82% | 7 | 0.06% |
| Kampong Thum | 9,127 | 73 | 0.80% | 94 | 1.03% | 53 | 0.58% | 86 | 0.94% | 37 | 0.41% |
| Kampot | 10,450 | 39 | 0.37% | 29 | 0.28% | 118 | 1.13% | 38 | 0.36% | 1 | 0.01% |
| Kandal | 21,114 | 26 | 0.12% | 31 | 0.15% | 63 | 0.30% | 55 | 0.26% | 6 | 0.03% |
| Kaoh Kong | 1,388 | 10 | 0.72% | 11 | 0.79% | 1 | 0.07% | 1 | 0.07% | 0 | 0.00% |
| Kracheh | 3,163 | 35 | 1.11% | 27 | 0.85% | 1 | 0.03% | 50 | 1.58% | 7 | 0.22% |
| Mondulkiri | 639 | 0 | 0.00% | 3 | 0.47% | 5 | 0.78% | 2 | 0.31% | 2 | 0.31% |
| Phnom Penh | 6,618 | 32 | 0.48% | 14 | 0.21% | 252 | 3.81% | 45 | 0.68% | 0 | 0.00% |
| Preah Vihear | 1,406 | 10 | 0.71% | 13 | 0.92% | 12 | 0.85% | 15 | 1.07% | 2 | 0.14% |
| Prey Veang | 17,109 | 103 | 0.60% | 73 | 0.43% | 51 | 0.30% | 106 | 0.62% | 17 | 0.10% |
| Pousat | 6,215 | 44 | 0.71% | 40 | 0.64% | 15 | 0.24% | 50 | 0.80% | 2 | 0.03% |
| Rotanak Kiri | 1,633 | 6 | 0.37% | 22 | 1.35% | 0 | 0.00% | 32 | 1.96% | 1 | 0.06% |
| Siem Reap | 15,322 | 45 | 0.29% | 36 | 0.23% | 11 | 0.07% | 21 | 0.14% | 7 | 0.05% |
| Krong P. Sihanouk | 1,726 | 20 | 1.16% | 6 | 0.35% | 1 | 0.06% | 48 | 2.78% | 0 | 0.00% |
| Stueng Traeng | 1,318 | 21 | 1.59% | 25 | 1.90% | 3 | 0.23% | 13 | 0.99% | 2 | 0.15% |
| Svay Rieng | 10,042 | 94 | 0.94% | 53 | 0.53% | 13 | 0.13% | 65 | 0.65% | 8 | 0.08% |
| Takaev | 15,105 | 63 | 0.42% | 55 | 0.36% | 56 | 0.37% | 131 | 0.87% | 3 | 0.02% |
| Otdar Meanchey | 2,321 | 28 | 1.21% | 23 | 0.99% | 8 | 0.34% | 12 | 0.52% | 3 | 0.13% |
| Krong Kaeb | 794 | 1 | 0.13% | 56 | 7.05% | 0 | 0.00% | 2 | 0.25% | 0 | 0.00% |
| Krong Pailin | 593 | 5 | 0.84% | 0 | 0.00% | 8 | 1.35% | 0 | 0.00% | 0 | 0.00% |
| Ang Doung | 0 | 0 | #DIV/0! | 0 | #DIV/0! | 0 | #DIV/0! | 0 | #DIV/0! | 0 | #DIV/0! |
| Calmette | 2,061 | 26 | 1.26% | 0 | 0.00% | 0 | 0.00% | 426 | 20.67% | 0 | 0.00% |
| INAT | 0 | 0 | #DIV/0! | 0 | #DIV/0! | 0 | #DIV/0! | 0 | #DIV/0! | 0 | #DIV/0! |
| Kunthak Bopha | 0 | 0 | #DIV/0! | 4 | #DIV/0! | 11 | #DIV/0! | 0 | #DIV/0! | 0 | #DIV/0! |
| Chhey Varaman 7 | 5,639 | 0 | 0.00% | 0 | 0.00% | 0 | 0.00% | 0 | 0.00% | 0 | 0.00% |
| MCH | 6,718 | 212 | | 130 | | 120 | 1.79% | 671 | 9.99% | 13 | 0.19% |
| NHP | 0 | 3 | #DIV/0! | 0 | #DIV/0! | 0 | #DIV/0! | 0 | #DIV/0! | 0 | #DIV/0! |
| Norodom Sihanouk | 860 | 20 | 2.33% | 17 | 1.98% | 0 | 0.00% | 33 | 3.84% | 0 | 0.00% |
| Kossamak | 0 | 0 | #DIV/0! | 0 | #DIV/0! | 0 | #DIV/0! | 0 | #DIV/0! | 0 | #DIV/0! |
| Total : | 215,513 | 1,479 | 0.69% | 1,088 | 0.50% | 1,481 | 0.69% | 2,552 | 1.18% | 171 | 0.08% |

2.7 Birth Spacing

Current user by Method

2.8 Expanded program of Immunization

2.8.1 Immunization coverage for children 1 year of age by province

2.8.2 Tetanus toxoid coverage of women of child bearing age and pregnant women by province

2.9 Hospital activities

2.9.1 Number and type of Hospital discharges by province

Banteay Meanchey

| Disrict | Beds | Auth.Disch | | Transferred | | UnAuth.Disch | | Deaths | | Tot.Disch |
|-----------------|------|------------|--------|-------------|-------|--------------|-------|--------|-------|-----------|
| | | # | % | # | % | # | % | # | % | |
| Monkul Borei | 262 | 5,393 | 93.16% | 148 | 2.56% | 7 | 0.12% | 241 | 4.16% | 5,789 |
| Or Chrov | 76 | 2,424 | 91.78% | 159 | 6.02% | 0 | 0.00% | 58 | 2.20% | 2,641 |
| Preah Net Preah | 51 | 1,046 | 90.33% | 84 | 7.25% | 18 | 1.55% | 10 | 0.86% | 1,158 |
| Thmar Pouk | 55 | 2,319 | 89.71% | 147 | 5.69% | 50 | 1.93% | 69 | 2.67% | 2,585 |
| Total | 444 | 11,182 | 91.86% | 538 | 4.42% | 75 | 0.62% | 378 | 3.11% | 12,173 |

Battambang

| Disrict | Beds | Auth.Disch | | Transferred | | UnAuth.Disch | | Deaths | | Tot.Disch |
|--------------|------|------------|--------|-------------|-------|--------------|-------|--------|-------|-----------|
| | | # | % | # | % | # | % | # | % | |
| Battamg Bang | 258 | 7,671 | 89.67% | 252 | 2.95% | 299 | 3.50% | 333 | 3.89% | 8,555 |
| Mong Rossey | 64 | 2,352 | 88.52% | 147 | 5.53% | 74 | 2.79% | 84 | 3.16% | 2,657 |
| Sampov Loun | 80 | 2,055 | 94.74% | 65 | 3.00% | 8 | 0.37% | 41 | 1.89% | 2,169 |
| Sangke | 13 | 599 | 99.01% | 5 | 0.83% | 0 | 0.00% | 1 | 0.17% | 605 |
| Thmar Koul | 71 | 1,247 | 89.39% | 127 | 9.10% | 0 | 0.00% | 21 | 1.51% | 1,395 |
| Total | 486 | 13,924 | 90.53% | 596 | 3.87% | 381 | 2.48% | 480 | 3.12% | 15,381 |

Kampong Cham

| Disrict | Beds | Auth.Disch | | Transferred | | UnAuth.Disch | | Deaths | | Tot.Disch |
|--------------|------|------------|--------|-------------|--------|--------------|-------|--------|-------|-----------|
| | | # | % | # | % | # | % | # | % | |
| Chamkar Leu | 35 | 2,060 | 97.68% | 33 | 1.56% | 0 | 0.00% | 16 | 0.76% | 2,109 |
| Choeng Prey | 60 | 1,150 | 87.45% | 146 | 11.10% | 0 | 0.00% | 19 | 1.44% | 1,315 |
| Kampong Cham | 210 | 6,441 | 92.23% | 206 | 2.95% | 153 | 2.19% | 184 | 2.63% | 6,984 |
| Kroch Chmar | 50 | 1,373 | 93.72% | 61 | 4.16% | 12 | 0.82% | 19 | 1.30% | 1,465 |
| Memut | 50 | 5,066 | 95.17% | 107 | 2.01% | 83 | 1.56% | 67 | 1.26% | 5,323 |
| O Reang Ov | 35 | 1,117 | 91.71% | 83 | 6.81% | 2 | 0.16% | 16 | 1.31% | 1,218 |
| Ponhea Krek | 35 | 1,069 | 91.92% | 67 | 5.76% | 8 | 0.69% | 19 | 1.63% | 1,163 |
| Prey Chhor | 45 | 1,152 | 92.83% | 81 | 6.53% | 0 | 0.00% | 8 | 0.64% | 1,241 |
| Srei Santhor | 45 | 2,324 | 89.14% | 269 | 10.32% | 0 | 0.00% | 14 | 0.54% | 2,607 |
| Tbong Khmum | 50 | 2,683 | 93.98% | 129 | 4.52% | 5 | 0.18% | 38 | 1.33% | 2,855 |
| Total | 615 | 24,435 | 92.98% | 1,182 | 4.50% | 263 | 1.00% | 400 | 1.52% | 26,280 |

Kampong Chhnang

| Disrict | Beds | Auth.Disch | | Transferred | | UnAuth.Disch | | Deaths | | Tot.Disch |
|-------------|------|------------|--------|-------------|--------|--------------|-------|--------|-------|-----------|
| | | # | % | # | % | # | % | # | % | |
| Kg. Chhnang | 156 | 4,137 | 94.95% | 120 | 2.75% | 53 | 1.22% | 47 | 1.08% | 4,357 |
| Kg. Tralach | 20 | 763 | 73.01% | 257 | 24.59% | 17 | 1.63% | 8 | 0.77% | 1,045 |
| Total | 176 | 4,900 | 90.71% | 377 | 6.98% | 70 | 1.30% | 55 | 1.02% | 5,402 |

Kampong Speu

| Disrict | Beds | Auth.Disch | | Transferred | | UnAuth.Disch | | Deaths | | Tot.Disch |
|--------------|------|------------|--------|-------------|-------|--------------|-------|--------|-------|-----------|
| | | # | % | # | % | # | % | # | % | |
| Kampong Speu | 102 | 3,496 | 98.40% | 53 | 1.49% | 3 | 0.08% | 1 | 0.03% | 3,553 |
| Kong Pisey | 55 | 1,476 | 99.06% | 12 | 0.81% | 1 | 0.07% | 1 | 0.07% | 1,490 |
| Oudong | 40 | 1,479 | 93.67% | 95 | 6.02% | 0 | 0.00% | 5 | 0.32% | 1,579 |
| Total | 95 | 6,451 | 97.42% | 160 | 2.42% | 4 | 0.06% | 7 | 0.11% | 6,622 |

Kampong Thom

| Disrict | Beds | Auth.Disch | | Transferred | | UnAuth.Disch | | Deaths | | Tot.Disch |
|--------------|------|------------|--------|-------------|-------|--------------|-------|--------|-------|-----------|
| | | # | % | # | % | # | % | # | % | |
| Kampong Thom | 195 | 7,675 | 97.30% | 134 | 1.70% | 52 | 0.66% | 27 | 0.34% | 7,888 |
| Barai | 69 | 1,436 | 86.51% | 140 | 8.43% | 26 | 1.57% | 58 | 3.49% | 1,660 |
| Stung | 60 | 1,612 | 96.30% | 4 | 0.24% | | 0.00% | 58 | 3.46% | 1,674 |
| Total | 324 | 10,723 | 95.55% | 278 | 2.48% | 78 | 0.70% | 143 | 1.27% | 11,222 |

Preah Vihear

| Disrict | Beds | Auth.Disch | | Transferred | | UnAuth.Disch | | Deaths | | Tot.Disch |
|----------------|------|------------|--------|-------------|-------|--------------|-------|--------|-------|-----------|
| | | # | % | # | % | # | % | # | % | |
| Tbeng Meanchey | 145 | 4,276 | 95.26% | 68 | 1.51% | 74 | 1.65% | 71 | 1.58% | 4,489 |
| Total | 145 | 4,276 | 95.26% | 68 | 1.51% | 74 | 1.65% | 71 | 1.58% | 4,489 |

Prey Veang

| Disrict | Beds | Auth.Disch | | Transferred | | UnAuth.Disch | | Deaths | | Tot.Disch |
|----------------|------|------------|---------|-------------|-------|--------------|-------|--------|-------|-----------|
| | | # | % | # | % | # | % | # | % | |
| Kamchay Mear | 34 | 754 | 100.00% | 0 | 0.00% | | 0.00% | | 0.00% | 754 |
| Kampong Trabek | 50 | 1,497 | 91.06% | 108 | 6.57% | 11 | 0.67% | 28 | 1.70% | 1,644 |
| Mesang | 25 | 502 | 91.61% | 44 | 8.03% | | 0.00% | 2 | 0.36% | 548 |
| Neak Loung | 106 | 3,182 | 97.55% | 62 | 1.90% | 2 | 0.06% | 16 | 0.49% | 3,262 |
| Peareang | 61 | 3,492 | 98.59% | 35 | 0.99% | 6 | 0.17% | 9 | 0.25% | 3,542 |
| Preah Sdach | 26 | 465 | 98.73% | 5 | 1.06% | 1 | 0.21% | | 0.00% | 471 |
| Prey Veng | 103 | 1,392 | 97.96% | 8 | 0.56% | | 0.00% | 21 | 1.48% | 1,421 |
| Total | 405 | 11,284 | 96.92% | 262 | 2.25% | 20 | 0.17% | 76 | 0.65% | 11,642 |

Pousat

| Disrict | Beds | Auth.Disch | | Transferred | | UnAuth.Disch | | Deaths | | Tot.Disch |
|-------------|------|------------|--------|-------------|--------|--------------|-------|--------|-------|-----------|
| | | # | % | # | % | # | % | # | % | |
| Bakan | 46 | 775 | 75.83% | 157 | 15.36% | 47 | 4.60% | 43 | 4.21% | 1,022 |
| Sampov Meas | 221 | 3,813 | 87.70% | 111 | 2.55% | 226 | 5.20% | 198 | 4.55% | 4,348 |
| Total | 267 | 4,588 | 85.44% | 268 | 4.99% | 273 | 5.08% | 241 | 4.49% | 5,370 |

Rattanakiri

| Disrict | Beds | Auth.Disch | | Transferred | | UnAuth.Disch | | Deaths | | Tot.Disch |
|----------|------|------------|--------|-------------|-------|--------------|-------|--------|-------|-----------|
| | | # | % | # | % | # | % | # | % | |
| Ban Long | 122 | 2,518 | 86.59% | 243 | 8.36% | 126 | 4.33% | 21 | 0.72% | 2,908 |
| Total | 122 | 2,518 | 86.59% | 243 | 8.36% | 126 | 4.33% | 21 | 0.72% | 2,908 |

Siem Reap

| Disrict | Beds | Auth.Disch | | Transferred | | UnAuth.Disch | | Deaths | | Tot.Disch |
|------------|------|------------|--------|-------------|-------|--------------|-------|--------|-------|-----------|
| | | # | % | # | % | # | % | # | % | |
| Kralanh | 54 | 1,708 | 95.15% | 65 | 3.62% | 12 | 0.67% | 10 | 0.56% | 1,795 |
| Siem Reap | 242 | 5,213 | 96.64% | 11 | 0.20% | 7 | 0.13% | 163 | 3.02% | 5,394 |
| Soth Nikum | 105 | 3,918 | 90.38% | 207 | 4.78% | 62 | 1.43% | 148 | 3.41% | 4,335 |
| Total | 401 | 10,839 | 94.06% | 283 | 2.46% | 81 | 0.70% | 321 | 2.79% | 11,524 |

Sihanouk Ville

| Disrict | Beds | Auth.Disch | | Transferred | | UnAuth.Disch | | Deaths | | Tot.Disch |
|----------------|------|------------|--------|-------------|-------|--------------|-------|--------|-------|-----------|
| | | # | % | # | % | # | % | # | % | |
| Sihanouk Ville | 62 | 2,438 | 92.73% | 13 | 0.49% | 67 | 2.55% | 111 | 4.22% | 2,629 |
| Total | 62 | 2,438 | 92.73% | 13 | 0.49% | 67 | 2.55% | 111 | 4.22% | 2,629 |

Stung Treng

| Disrict | Beds | Auth.Disch | | Transferred | | UnAuth.Disch | | Deaths | | Tot.Disch |
|-------------|------|------------|--------|-------------|-------|--------------|-------|--------|-------|-----------|
| | | # | % | # | % | # | % | # | % | |
| Stung Treng | 93 | 2,331 | 91.41% | 82 | 3.22% | 75 | 2.94% | 62 | 2.43% | 2,550 |
| Total | 93 | 2,331 | 91.41% | 82 | 3.22% | 75 | 2.94% | 62 | 2.43% | 2,550 |

Kampot

| Disrict | Beds | Auth.Disch | | Transferred | | UnAuth.Disch | | Deaths | | Tot.Disch |
|---------------|------|------------|--------|-------------|-------|--------------|-------|--------|-------|-----------|
| | | # | % | # | % | # | % | # | % | |
| Angkor Chey | 40 | 505 | 97.68% | 8 | 1.55% | 3 | 0.58% | 1 | 0.19% | 517 |
| Chhouk | 89 | 2,721 | 93.22% | 186 | 6.37% | 0 | 0.00% | 12 | 0.41% | 2,919 |
| Kampong Trach | 36 | 580 | 95.39% | 21 | 3.45% | 2 | 0.33% | 5 | 0.82% | 608 |
| Kampot | 125 | 2,587 | 95.25% | 4 | 0.15% | 38 | 1.40% | 87 | 3.20% | 2,716 |
| Total | 290 | 6,393 | 94.57% | 219 | 3.24% | 43 | 0.64% | 105 | 1.55% | 6,760 |

Kandal

| Disrict | Beds | Auth.Disch | | Transferred | | UnAuth.Disch | | Deaths | | Tot.Disch |
|---------------|------|------------|---------|-------------|--------|--------------|-------|--------|-------|-----------|
| | | # | % | # | % | # | % | # | % | |
| Ang Snoul | 15 | 88 | 100.00% | 0 | 0.00% | 0 | 0.00% | 0 | 0.00% | 88 |
| Kean Svay | 102 | 3,987 | 97.89% | 81 | 1.99% | 0 | 0.00% | 5 | 0.12% | 4,073 |
| Khsach Kandal | 30 | 282 | 72.68% | 103 | 26.55% | 1 | 0.26% | 2 | 0.52% | 388 |
| Koh Thom | 42 | 2,202 | 96.49% | 60 | 2.63% | 2 | 0.09% | 18 | 0.79% | 2,282 |
| Muk Kam Poul | 22 | 1,157 | 96.02% | 48 | 3.98% | 0 | 0.00% | 0 | 0.00% | 1,205 |
| Ponhea Leu | 30 | 1,342 | 96.62% | 43 | 3.10% | 4 | 0.29% | 0 | 0.00% | 1,389 |
| Saang | 6 | 293 | 59.43% | 189 | 38.34% | 9 | 1.83% | 2 | 0.41% | 493 |
| Takhmao | 150 | 2,906 | 98.01% | 32 | 1.08% | 8 | 0.27% | 19 | 0.64% | 2,965 |
| Total | 397 | 12,257 | 95.14% | 556 | 4.32% | 24 | 0.19% | 46 | 0.36% | 12,883 |

Koh Kong

| Disrict | Beds | Auth.Disch | | Transferred | | UnAuth.Disch | | Deaths | | Tot.Disch |
|----------------|------|------------|--------|-------------|--------|--------------|-------|--------|-------|-----------|
| | | # | % | # | % | # | % | # | % | |
| Smach Meanchey | 59 | 1,045 | 90.55% | 34 | 2.95% | 30 | 2.60% | 45 | 3.90% | 1,154 |
| Sre Ambel | 22 | 241 | 80.33% | 42 | 14.00% | 6 | 2.00% | 11 | 3.67% | 300 |
| Total | 81 | 1,286 | 88.45% | 76 | 5.23% | 36 | 2.48% | 56 | 3.85% | 1,454 |

Kracheh

| Disrict | Beds | Auth.Disch | | Transferred | | UnAuth.Disch | | Deaths | | Tot.Disch |
|---------|------|------------|--------|-------------|-------|--------------|-------|--------|-------|-----------|
| | | # | % | # | % | # | % | # | % | |
| Kracheh | 142 | 2,263 | 92.82% | 47 | 1.93% | 83 | 3.40% | 45 | 1.85% | 2,438 |
| Chhlong | 90 | 3,836 | 93.15% | 93 | 2.26% | 43 | 1.04% | 146 | 3.55% | 4,118 |
| Total | 232 | 6,099 | 93.03% | 140 | 2.14% | 126 | 1.92% | 191 | 2.91% | 6,556 |

Mondulkiri

| Disrict | Beds | Auth.Disch | | Transferred | | UnAuth.Disch | | Deaths | | Tot.Disch |
|-------------|------|------------|--------|-------------|-------|--------------|-------|--------|-------|-----------|
| | | # | % | # | % | # | % | # | % | |
| Sen Monorum | 44 | 1,216 | 84.98% | 86 | 6.01% | 109 | 7.62% | 20 | 1.40% | 1,431 |
| Total | 44 | 1,216 | 84.98% | 86 | 6.01% | 109 | 7.62% | 20 | 1.40% | 1,431 |

Phnom Penh

| Disrict | Beds | Auth.Disch | | Transferred | | UnAuth.Disch | | Deaths | | Tot.Disch |
|---------|------|------------|---------|-------------|-------|--------------|-------|--------|-------|-----------|
| | | # | % | # | % | # | % | # | % | |
| Cheung | 40 | 1,936 | 100.00% | 0 | 0.00% | 0 | 0.00% | 0 | 0.00% | 1,936 |
| Kandal | 193 | 4,663 | 96.22% | 67 | 1.38% | 81 | 1.67% | 35 | 0.72% | 4,846 |
| Lech | 37 | 1,914 | 96.47% | 70 | 3.53% | 0 | 0.00% | 0 | 0.00% | 1,984 |
| Tbong | 45 | 2,403 | 99.88% | 2 | 0.08% | 0 | 0.00% | 1 | 0.04% | 2,406 |
| Total | 315 | 2,403 | 21.51% | 2 | 0.02% | 0 | 0.00% | 1 | 0.01% | 11,172 |

Svay Rieng

| Disrict | Beds | Auth.Disch | | Transferred | | UnAuth.Disch | | Deaths | | Tot.Disch |
|------------|------|------------|--------|-------------|-------|--------------|-------|--------|-------|-----------|
| | | # | % | # | % | # | % | # | % | |
| Chi Phou | 30 | 1,106 | 92.24% | 92 | 7.67% | 0 | 0.00% | 1 | 0.08% | 1,199 |
| Romeas Hek | 40 | 1,061 | 93.56% | 50 | 4.41% | 0 | 0.00% | 23 | 2.03% | 1,134 |
| Svay Rieng | 149 | 4,167 | 94.92% | | 0.00% | 111 | 2.53% | 112 | 2.55% | 4,390 |
| Total | 219 | 6,334 | 94.21% | 142 | 2.11% | 111 | 1.65% | 136 | 2.02% | 6,723 |

Takeo

| Disrict | Beds | Auth.Disch | | Transferred | | UnAuth.Disch | | Deaths | | Tot.Disch |
|-------------|------|------------|---------|-------------|-------|--------------|-------|--------|-------|-----------|
| | | # | % | # | % | # | % | # | % | |
| Ang Rokar | 30 | 2,196 | 95.52% | 80 | 3.48% | 16 | 0.70% | 7 | 0.30% | 2,299 |
| Bati | 64 | 774 | 91.60% | 59 | 6.98% | 10 | 1.18% | 2 | 0.24% | 845 |
| Daun Keo | 164 | 6,073 | 94.24% | 21 | 0.33% | 158 | 2.45% | 192 | 2.98% | 6,444 |
| Kirivong | 65 | 4,037 | 94.99% | 99 | 2.33% | 56 | 1.32% | 58 | 1.36% | 4,250 |
| Prey Kabass | 35 | 485 | 100.00% | 0 | 0.00% | 0 | 0.00% | 0 | 0.00% | 485 |
| Total | 358 | 13,565 | 94.71% | 259 | 1.81% | 240 | 1.68% | 259 | 1.81% | 14,323 |

Outdar Meanchey

| Disrict | Beds | Auth.Disch | | Transferred | | UnAuth.Disch | | Deaths | | Tot.Disch |
|---------|------|------------|--------|-------------|-------|--------------|-------|--------|-------|-----------|
| | | # | % | # | % | # | % | # | % | |
| Samrong | 109 | 2,884 | 87.31% | 159 | 4.81% | 161 | 4.87% | 99 | 3.00% | 3,303 |
| Total | 109 | 2,884 | 87.31% | 159 | 4.81% | 161 | 4.87% | 99 | 3.00% | 3,303 |

Kep Ville

| Disrict | Beds | Auth.Disch | | Transferred | | UnAuth.Disch | | Deaths | | Tot.Disch |
|-----------|------|------------|--------|-------------|-------|--------------|-------|--------|-------|-----------|
| | | # | % | # | % | # | % | # | % | |
| Kep Ville | 20 | 689 | 98.43% | 10 | 1.43% | 0 | 0.00% | 1 | 0.14% | 700 |
| Total | 20 | 689 | 98.43% | 10 | 1.43% | 0 | 0.00% | 1 | 0.14% | 700 |

Pailin

| Disrict | Beds | Auth.Disch | | Transferred | | UnAuth.Disch | | Deaths | | Tot.Disch |
|--------------|------|------------|--------|-------------|-------|--------------|-------|--------|-------|-----------|
| | | # | % | # | % | # | % | # | % | |
| Krong Pailin | 55 | 1,420 | 89.31% | 61 | 3.84% | 66 | 4.15% | 43 | 2.70% | 1,590 |
| Total | 55 | 1,420 | 89.31% | 61 | 3.84% | 66 | 4.15% | 43 | 2.70% | 1,590 |

National Hospital

| National Hospital | Beds | Auth.Disch | | Transferred | | UnAuth.Disch | | Deaths | | Tot.Disch |
|-------------------|-------|------------|--------|-------------|-------|--------------|-------|--------|-------|-----------|
| | | # | % | # | % | # | % | # | % | |
| MCH | 154 | 9,456 | 97.28% | 31 | 0.32% | 70 | 0.72% | 163 | 1.68% | 9,720 |
| Kuntha Bopha | 371 | 29,039 | 97.03% | 17 | 0.06% | 89 | 0.30% | 783 | 2.62% | 29,928 |
| Chey Varaman 7 | 220 | 23,011 | 98.83% | 3 | 0.01% | 0 | 0.00% | 270 | 1.16% | 23,284 |
| NPH | 114 | 8,817 | 98.00% | 21 | 0.23% | 40 | 0.44% | 119 | 1.32% | 8,997 |
| Callmette | 268 | 13,621 | 94.75% | 1 | 0.01% | 33 | 0.23% | 720 | 5.01% | 14,375 |
| Kossamak | 250 | 5,202 | 93.63% | 0 | 0.00% | 192 | 3.46% | 162 | 2.92% | 5,556 |
| Norodom | 380 | 11,175 | 96.18% | 0 | 0.00% | 0 | 0.00% | 444 | 3.82% | 11,619 |
| Ang Doung | 80 | 1,147 | 99.22% | 7 | 0.61% | 2 | 0.17% | 0 | 0.00% | 1,156 |
| CENAT | | No Report | | | | | | | | |
| Total | 1,837 | 101,468 | 96.97% | 80 | 0.08% | 426 | 0.41% | 2,661 | 2.54% | 104,635 |

2.9.2 Main hospital indicator by province

Banteay Mean Chey

| District | Beds | Total Discharges | EHD | ALS | BOR | Hosp.Mort.Rate |
|-----------------|------|------------------|--------|-----|-------|----------------|
| Monkul Borei | 262 | 5,789 | 51,688 | 9 | 54.0% | 4.16% |
| Or Chrov | 76 | 2,641 | 12,555 | 5 | 45.3% | 2.20% |
| Preah Net Preah | 51 | 1,158 | 6,160 | 5 | 33.1% | 0.86% |
| Thmar Pouk | 55 | 2,585 | 16,668 | 6 | 83.0% | 2.67% |
| Total | 444 | 12,173 | 87,071 | 7 | 53.7% | 3.11% |

Bat Dambang

| District | Beds | Total Discharges | EHD | ALS | BOR | Hosp.Mort.Rate |
|--------------|------|------------------|--------|-----|--------|----------------|
| Battang Bang | 258 | 8,555 | 45,169 | 5 | 48.0% | 3.89% |
| Mong Rossey | 64 | 2,657 | 15,773 | 6 | 67.5% | 3.16% |
| Sampov Loun | 80 | 2,169 | 11,692 | 5 | 40.0% | 1.89% |
| Sangke | 13 | 605 | 4,894 | 8 | 103.1% | 0.17% |
| Thmar Koul | 71 | 1,395 | 15,193 | 11 | 58.6% | 1.51% |
| Total | 486 | 15,381 | 92,721 | 6 | 52.3% | 3.12% |

Kampong Cham

| District | Beds | Total Discharges | EHD | ALS | BOR | Hosp.Mort.Rate |
|--------------|------|------------------|---------|-----|--------|----------------|
| Chamkar Leu | 35 | 2,109 | 9,532 | 5 | 74.6% | 0.76% |
| Choeng Prey | 60 | 1,315 | 5,278 | 4 | 24.1% | 1.44% |
| Kampong Cham | 210 | 6,984 | 47,932 | 7 | 62.5% | 2.63% |
| Kroch Chmar | 50 | 1,465 | 11,785 | 8 | 64.6% | 1.30% |
| Memut | 50 | 5,323 | 25,318 | 5 | 138.7% | 1.26% |
| O Reang Ov | 35 | 1,218 | 6,318 | 5 | 49.5% | 1.31% |
| Ponhea Krek | 35 | 1,163 | 6,997 | 6 | 54.8% | 1.63% |
| Prey Chhor | 45 | 1,241 | 7,379 | 6 | 44.9% | 0.64% |
| Srei Santhor | 45 | 2,607 | 15,592 | 6 | 94.9% | 0.54% |
| Tbong Khmum | 50 | 2,855 | 12,813 | 4 | 70.2% | 1.33% |
| Total | 615 | 26,280 | 148,944 | 6 | 66.4% | 1.52% |

Kampong Chhnang

| District | Beds | Total Discharges | EHD | ALS | BOR | Hosp.Mort.Rate |
|-------------|------|------------------|--------|-----|-------|----------------|
| Kg. Chhnang | 156 | 4,357 | 25,510 | 6 | 44.8% | 1.08% |
| Kg. Tralach | 20 | 1,045 | 3,609 | 3 | 49.4% | 0.77% |
| Total | 176 | 5,402 | 29,119 | 5 | 45.3% | 1.02% |

Kampong Spueu

| District | Beds | Total Discharges | EHD | ALS | BOR | Hosp.Mort.Rate |
|--------------|------|------------------|--------|-----|-------|----------------|
| Kampong Speu | 102 | 3,553 | 18,695 | 5 | 50.2% | 0.03% |
| Korng Pisey | 55 | 1,490 | 10,791 | 7 | 53.8% | 0.07% |
| Oudong | 40 | 1,579 | 9,322 | 6 | 63.8% | 0.32% |
| Total | 197 | 6,622 | 38,808 | 6 | 54.0% | 0.11% |

Kampong Thum

| District | Beds | Total Discharges | EHD | ALS | BOR | Hosp.Mort.Rate |
|--------------|------|------------------|--------|-----|-------|----------------|
| Kampong Thom | 195 | 7,888 | 50,120 | 6 | 70.4% | 0.34% |
| Barai | 69 | 1,660 | 7,271 | 4 | 28.9% | 3.49% |
| Stung | 60 | 1,674 | 13,462 | 8 | 61.5% | 3.46% |
| Total | 324 | 11,222 | 70,853 | 6 | 59.9% | 1.27% |

Preah Vihear

| District | Beds | Total Discharges | EHD | ALS | BOR | Hosp.Mort.Rate |
|----------------|------|------------------|--------|-----|-------|----------------|
| Tbeng Meanchey | 145 | 4,489 | 23,383 | 5 | 44.2% | 1.58% |
| Total | 145 | 4489 | 23383 | 5 | 44.2% | 1.58% |

Prey Veang

| District | Beds | Total Discharges | EHD | ALS | BOR | Hosp.Mort.Rate |
|----------------|------|------------------|--------|-----|-------|----------------|
| Kamchay Mear | 34 | 754 | 4,325 | 6 | 34.9% | 0.00% |
| Kampong Trabek | 50 | 1,644 | 7,285 | 4 | 39.9% | 1.70% |
| Mesang | 25 | 548 | 2,471 | 5 | 27.1% | 0.36% |
| Neak Loung | 106 | 3,262 | 13,847 | 4 | 35.8% | 0.49% |
| Peareang | 61 | 3,542 | 10,172 | 3 | 45.7% | 0.25% |
| Preah Sdach | 26 | 471 | 1,983 | 4 | 20.9% | 0.00% |
| Prey Veng | 103 | 1,421 | 9,057 | 6 | 24.1% | 1.48% |
| Total | 405 | 11642 | 49,140 | 4 | 33.2% | 0.65% |

Pousat

| District | Beds | Total Discharges | EHD | ALS | BOR | Hosp.Mort.Rate |
|-------------|------|------------------|--------|-----|-------|----------------|
| Bakan | 46 | 1,022 | 6,062 | 6 | 36.1% | 4.21% |
| Sampov Meas | 221 | 4,348 | 36,432 | 8 | 45.2% | 4.55% |
| Total | 267 | 5,370 | 42494 | 8 | 43.6% | 4.49% |

Ratanak Kiri

| District | Beds | Total Discharges | EHD | ALS | BOR | Hosp.Mort.Rate |
|----------|------|------------------|--------|-----|-------|----------------|
| Ban Long | 122 | 2,908 | 16,943 | 6 | 38.0% | 0.72% |
| Total | 122 | 2,908 | 16943 | 6 | 38.0% | 0.72% |

Siem Reab

| District | Beds | Total Discharges | EHD | ALS | BOR | Hosp.Mort.Rate |
|------------|------|------------------|--------|-----|-------|----------------|
| Kralanh | 54 | 1,795 | 13,730 | 8 | 69.7% | 0.56% |
| Siem Reap | 242 | 5,394 | 40,172 | 7 | 45.5% | 3.02% |
| Soth Nikum | 105 | 4,335 | 37,152 | 9 | 96.9% | 3.41% |
| Total | 401 | 11,524 | 91054 | 8 | 62.2% | 2.79% |

Krong Preah Sihanouk

| District | Beds | Total Discharges | EHD | ALS | BOR | Hosp.Mort.Rate |
|----------------|------|------------------|--------|-----|-------|----------------|
| Sihanouk Ville | 62 | 2,629 | 13,159 | 5 | 58.1% | 4.22% |
| Total | 62 | 2,629 | 13,159 | 5 | 58.1% | 4.22% |

Stung Treng

| District | Beds | Total Discharges | EHD | ALS | BOR | Hosp.Mort.Rate |
|-------------|------|------------------|--------|-----|-------|----------------|
| Stung Treng | 93 | 2,331 | 16,176 | 7 | 47.7% | 2.66% |
| Total | 93 | 2331 | 16176 | 7 | 47.7% | 2.66% |

Kampot

| District | Beds | Total Discharges | EHD | ALS | BOR | Hosp.Mort.Rate |
|---------------|------|------------------|--------|-----|-------|----------------|
| Angkor Chey | 40 | 517 | 3,092 | 6 | 21.2% | 0.19% |
| Chhouk | 89 | 2,919 | 17,450 | 6 | 53.7% | 0.41% |
| Kampong Trach | 36 | 608 | 4,991 | 8 | 38.0% | 0.82% |
| Kampot | 125 | 2,716 | 13,752 | 5 | 30.1% | 3.20% |
| Total | 290 | 6760 | 39285 | 6 | 37.1% | 1.55% |

Kandal

| District | Beds | Total Discharges | EHD | ALS | BOR | Hosp.Mort.Rate |
|---------------|------|------------------|---------|-----|--------|----------------|
| Ang Snoul | 15 | 88 | 420 | 5 | 7.7% | 0.00% |
| Kean Svay | 102 | 4,073 | 25,035 | 6 | 67.2% | 0.12% |
| Khsach Kandal | 30 | 388 | 16,784 | 43 | 153.3% | 0.52% |
| Koh Thom | 42 | 2,282 | 15,852 | 7 | 103.4% | 0.79% |
| Muk Kam Poul | 22 | 1,205 | 7,261 | 6 | 90.4% | 0.00% |
| Ponhea Leu | 30 | 1,389 | 6,095 | 4 | 55.7% | 0.00% |
| Saang | 60 | 493 | 14,447 | 29 | 66.0% | 0.41% |
| Takhmao | 150 | 2,965 | 31,734 | 11 | 58.0% | 0.64% |
| Total | 451 | 12,883 | 117,628 | 9 | 71.5% | 0.36% |

Kaoh Kong

| District | Beds | Total Discharges | EHD | ALS | BOR | Hosp.Mort.Rate |
|----------------|------|------------------|-------|-----|-------|----------------|
| Smach Meanchey | 59 | 1,154 | 3,234 | 3 | 15.0% | 3.90% |
| Sre Ambel | 22 | 300 | 688 | 2 | 8.6% | 3.67% |
| Total | 81 | 1454 | 3922 | 3 | 13.3% | 3.85% |

Kracheh

| District | Beds | Total Discharges | EHD | ALS | BOR | Hosp.Mort.Rate |
|----------|------|------------------|--------|-----|-------|----------------|
| Kracheh | 142 | 2,438 | 17,039 | 7 | 32.9% | 1.85% |
| Chhlong | 90 | 4,118 | 29,492 | 7 | 89.8% | 3.55% |
| Total | 232 | 6556 | 46531 | 7 | 54.9% | 2.91% |

Mondulkiri

| District | Beds | Total Discharges | EHD | ALS | BOR | Hosp.Mort.Rate |
|-------------|------|------------------|-------|-----|-------|----------------|
| Sen Monorum | 44 | 1,431 | 6,946 | 5 | 43.3% | 1.40% |
| Total | 44 | 1431 | 6946 | 5 | 43.3% | 1.40% |

Phnom Penh

| District | Beds | Total Discharges | EHD | ALS | BOR | Hosp.Mort.Rate |
|----------|------|------------------|--------|-----|-------|----------------|
| Cheung | 40 | 1,936 | 5,440 | 3 | 37.3% | 0.00% |
| Kandal | 193 | 4,846 | 15,038 | 3 | 21.3% | 0.72% |
| Lech | 37 | 1,984 | 4,495 | 2 | 33.3% | 0.00% |
| Tbong | 45 | 2,406 | 13,556 | 6 | 82.5% | 0.04% |
| Total | 315 | 11,172 | 38,529 | 3 | 33.5% | 0.32% |

Svay Rieng

| District | Beds | Total Discharges | EHD | ALS | BOR | Hosp.Mort.Rate |
|--------------|------------|------------------|---------------|----------|--------------|----------------|
| Chi Phou | 30 | 1,199 | 4,413 | 4 | 40.3% | 0.08% |
| Romeas Hek | 40 | 1,134 | 8,411 | 7 | 57.6% | 2.03% |
| Svay Rieng | 149 | 4,390 | 35,524 | 8 | 65.3% | 2.55% |
| Total | 219 | 6,723 | 48,348 | 7 | 60.5% | 2.02% |

Takaev

| District | Beds | Total Discharges | EHD | ALS | BOR | Hosp.Mort.Rate |
|--------------|------------|------------------|----------------|----------|--------------|----------------|
| Ang Rokar | 30 | 2,299 | 9,592 | 4 | 87.6% | 0.30% |
| Bati | 64 | 845 | 9,004 | 11 | 38.5% | 0.24% |
| Daun Keo | 164 | 6,444 | 54,423 | 8 | 90.9% | 2.98% |
| Kirivong | 65 | 4,250 | 30,550 | 7 | 128.8% | 1.36% |
| Prey Kabass | 35 | 485 | 3,857 | 8 | 30.2% | 0.00% |
| Total | 358 | 14,323 | 107,426 | 8 | 82.2% | 1.81% |

Oudar Meanchety

| District | Beds | Total Discharges | EHD | ALS | BOR | Hosp.Mort.Rate |
|--------------|------------|------------------|--------------|----------|--------------|----------------|
| Samrong | 109 | 3,303 | 21,559 | 7 | 54.2% | 3.00% |
| Total | 109 | 3303 | 21559 | 7 | 54.2% | 3.00% |

Krong Keab

| District | Beds | Total Discharges | EHD | ALS | BOR | Hosp.Mort.Rate |
|--------------|-----------|------------------|-------------|----------|--------------|----------------|
| Kep Ville | 20 | 700 | 3,317 | 5 | 45.4% | 0.14% |
| Total | 20 | 700 | 3317 | 5 | 45.4% | 0.14% |

Krong Pailin

| District | Beds | Total Discharges | EHD | ALS | BOR | Hosp.Mort.Rate |
|--------------|-----------|------------------|--------------|----------|--------------|----------------|
| Krong Pailin | 55 | 1,590 | 8,534 | 5 | 42.5% | 2.70% |
| Total | 55 | 1,590 | 8,534 | 5 | 42.5% | 2.70% |

National hospital

| District | Beds | Total Discharges | EHD | ALS | BOR | Hosp.Mort.Rate |
|------------------|-------------|------------------|----------------|----------|--------------|----------------|
| MCH | 154 | 9,720 | 39,686 | 4 | 70.6% | 1.68% |
| Kuntha Bopha | 371 | 29,928 | 165,561 | 6 | 122.3% | 2.62% |
| NPH | 114 | 8,997 | 41,479 | 5 | 99.7% | 1.27% |
| Callmette | 268 | 14,375 | 79,763 | 6 | 81.5% | 5.01% |
| Kossamak | 250 | 5,556 | 21,782 | 4 | 23.9% | 2.92% |
| Norodom Sihanouk | 380 | 11,619 | 81,342 | 7 | 58.6% | 3.82% |
| Ang Doung | 80 | 1,156 | 5,435 | 5 | 18.6% | 0.00% |
| CENAT | | | No Report | | | |
| Total | 1617 | 81,351 | 435,048 | 5 | 73.7% | 2.93% |

2.9.3 Bed Occupancy rate by province

| Provinces | Discharges | EHD | ALS | BOR | Ratio Bed / Ihbt |
|------------------|----------------|------------------|----------|--------------|------------------|
| Banteay Meanchey | 12,173 | 87,071 | 7 | 53.7% | 15 |
| Bat Dambang | 15,381 | 92,721 | 6 | 52.3% | 24 |
| Kampong Cham | 26,280 | 148,944 | 6 | 66.4% | 16 |
| Kampong Chhnang | 5,402 | 29,119 | 5 | 45.3% | 31 |
| Kampong Spueu | 6,622 | 38,808 | 6 | 54.0% | 36 |
| Kampong Thum | 11,222 | 70,853 | 6 | 59.9% | 43 |
| Kampot | 6,760 | 39,285 | 6 | 37.1% | 17 |
| Kandal | 12,883 | 117,628 | 9 | 71.5% | 8 |
| Kaoh Kong | 1,454 | 3,922 | 3 | 13.3% | 138 |
| Kracheh | 6,556 | 46,531 | 7 | 54.9% | 48 |
| Modulkiri | 1,431 | 6,946 | 5 | 43.3% | 325 |
| Phnom Penh | 11,172 | 38,529 | 3 | 33.5% | 1 |
| Preah Vihear | 4,489 | 23,383 | 5 | 44.2% | 95 |
| Prey Veang | 11,642 | 49,140 | 4 | 33.2% | 12 |
| Pousat | 5,370 | 42,494 | 8 | 43.6% | 48 |
| Rotanak Kiri | 2,908 | 16,943 | 6 | 38.0% | 88 |
| Siem Reap | 11,524 | 91,054 | 8 | 62.2% | 26 |
| Krong P.Sihanouk | 2,629 | 13,159 | 5 | 58.1% | 119 |
| Stueng Traeng | 2,331 | 16,176 | 7 | 47.7% | 119 |
| Svay Rieng | 6,723 | 48,348 | 7 | 60.5% | 14 |
| Takaev | 14,323 | 48,348 | 8 | 82.2% | 10 |
| Otdar Meanchey | 3,303 | 21,559 | 7 | 54.2% | 56 |
| Krong Kaeb | 700 | 3,317 | 7 | 45.4% | 17 |
| Krong Pailin | 1,590 | 8,534 | 5 | 42.5% | 15 |
| MCH | 9,720 | 39,686 | 4 | 70.6% | |
| Kuntha Bopha | 29,928 | 165,561 | 6 | 122.3% | |
| NPH | 8,997 | 41,479 | 5 | 99.7% | |
| Callmette | 14,375 | 79,763 | 6 | 81.5% | |
| Kossamak | 5,556 | 21,782 | 4 | 23.9% | |
| Norodom Sihanouk | 11,619 | 81,342 | 7 | 58.6% | |
| Ang Doung | 1,156 | 5,435 | 5 | 18.6% | |
| CENAT | No Report | | | | |
| Total | 266,219 | 1,537,860 | 6 | 60.7% | 1,715 |

3 - Main Health Problems

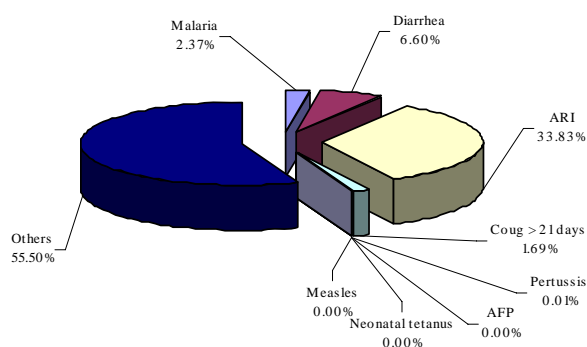
Main Health Problems

- 3.1 Main Health problems of Health Center outpatient consultation by age group
- 3.2 Frequency and age distribution of main Health problems among Inpatients
- 3.3 Main Health problems of Inpatients
- 3.4 Cases, Deaths and Hospital case fatality rate of main IPD health problem
- 3.5 Specific Health problems
 - 3.5.1 Tuberculosis
 - Malaria
 - Dengue
 - Cholera
 - Road and Mine accidents

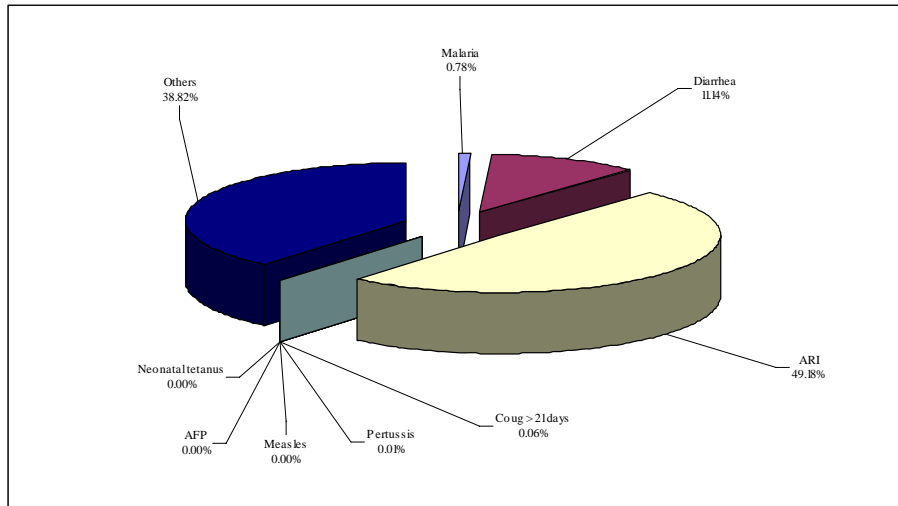
3.1 Main Health Problem of Health Center Outpatient Consultation by age group

| Health problem | 0_4 | | 5_14 | | 15_49 | | >50 | | Total Out-patients | |
|------------------|----------------|--------------|----------------|--------------|------------------|--------------|----------------|---------------|--------------------|---------------|
| | # | % | # | % | # | % | # | % | # | % |
| Malaria | 7,475 | 6.36% | 21,148 | 18.00% | 80,117 | 68.17% | 8,780 | 7.47% | 117,520 | 2.37% |
| Diarrhea | 106,801 | 32.57% | 71,106 | 21.69% | 107,628 | 32.83% | 42,331 | 12.91% | 327,866 | 6.60% |
| ARI | 471,575 | 28.07% | 368,279 | 21.92% | 611,243 | 36.39% | 228,821 | 13.62% | 1,679,918 | 33.83% |
| Coug > 21 days | 578 | 0.69% | 2,798 | 3.33% | 41,754 | 49.66% | 38,949 | 46.32% | 84,079 | 1.69% |
| Measles | 43 | 17.84% | 76 | 31.54% | 76 | 31.54% | 46 | 19.09% | 241 | 0.00% |
| AFP | 3 | 37.50% | 4 | 50.00% | 1 | 12.50% | 0 | | 8 | 0.00% |
| Neonatal tetanus | 34 | 100.00% | 0 | | 0 | | 0 | | 34 | 0.00% |
| Pertussis | 142 | 24.48% | 319 | 55.00% | 99 | 17.07% | 20 | 3.45% | 580 | 0.01% |
| Others | 372,313 | 13.51% | 447,536 | 16.24% | 1,448,261 | 52.55% | 488,037 | 17.71% | 2,756,147 | 55.50% |
| Total | 958,964 | 19.3% | 911,266 | 18.3% | 2,289,179 | 46.1% | 806,984 | 16.25% | 4,966,393 | 100.0% |

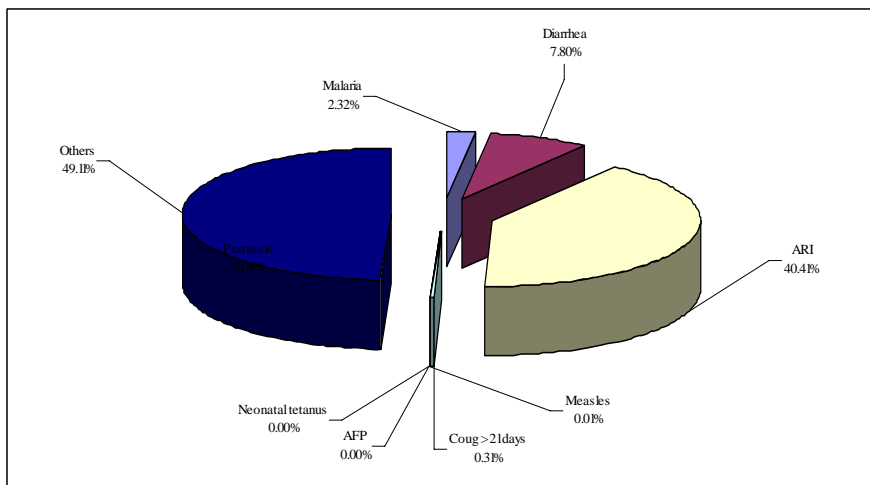
Main Health Problem of Health center Outpatients



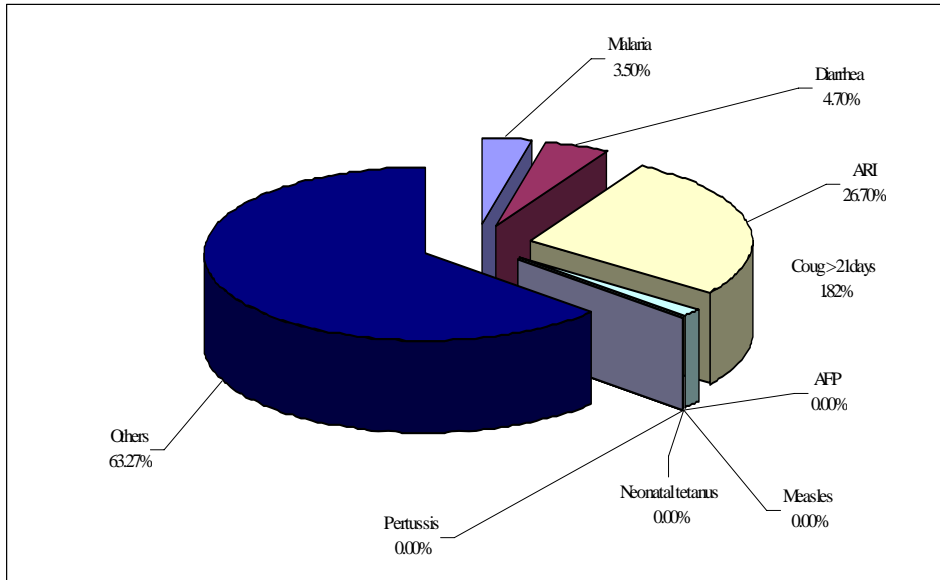
Main Health Problem of Health center Outpatient
Children 0_4 year



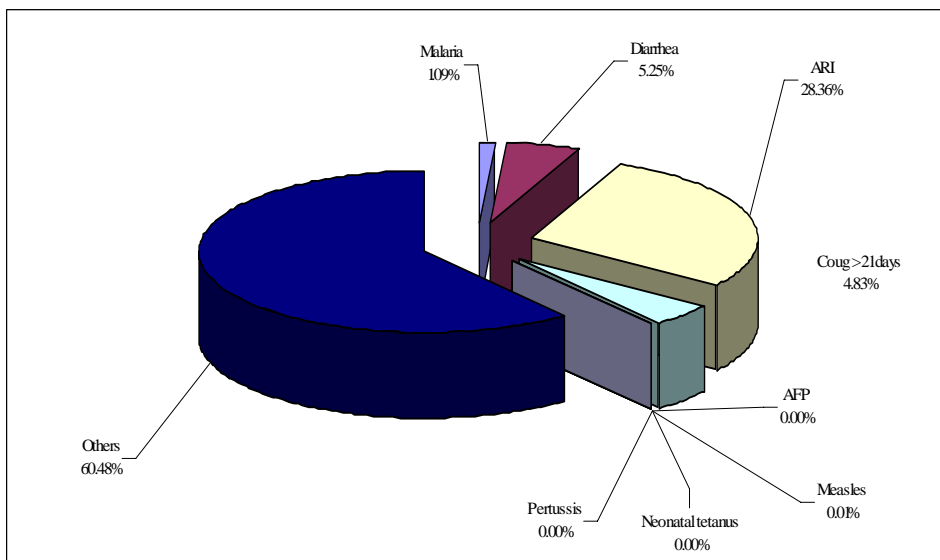
Main Health Problem of Health center Outpatient
Children 5_14 year



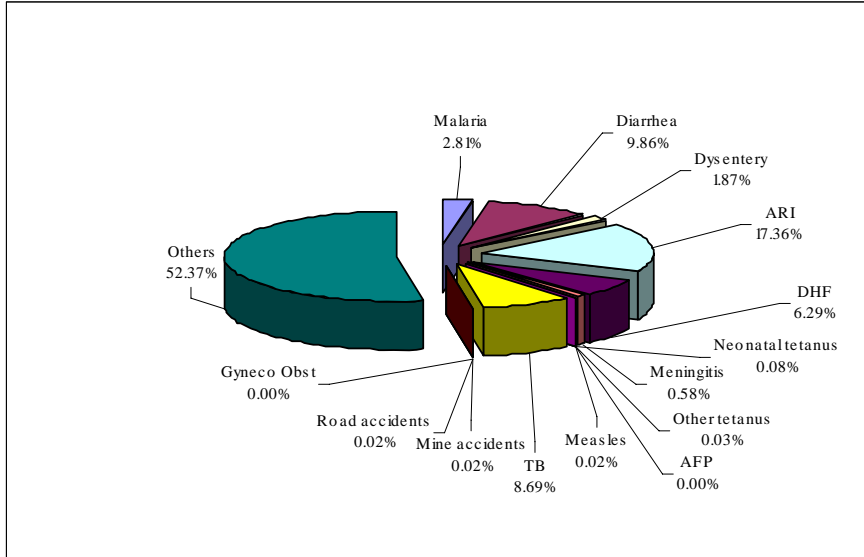
Main Health Problem of Health center Outpatient
Adult 15_49 year



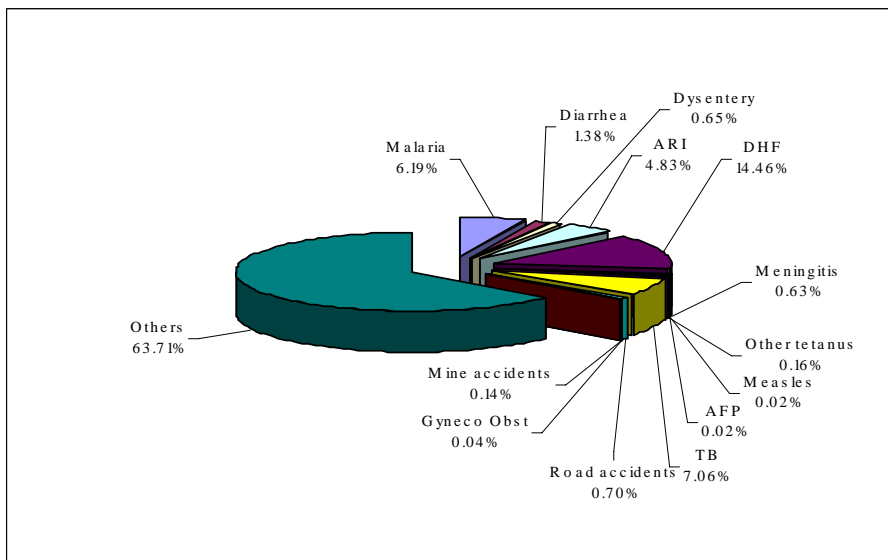
Main Health Problem of Health center Outpatient
Adult year and Plus



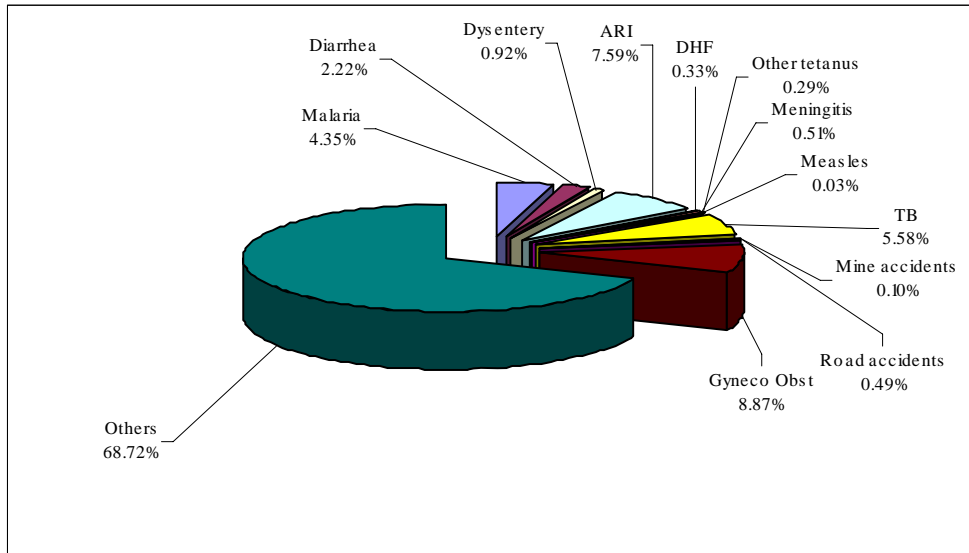
Main Health Problem among Inpatients
Children 0 _ 4 year



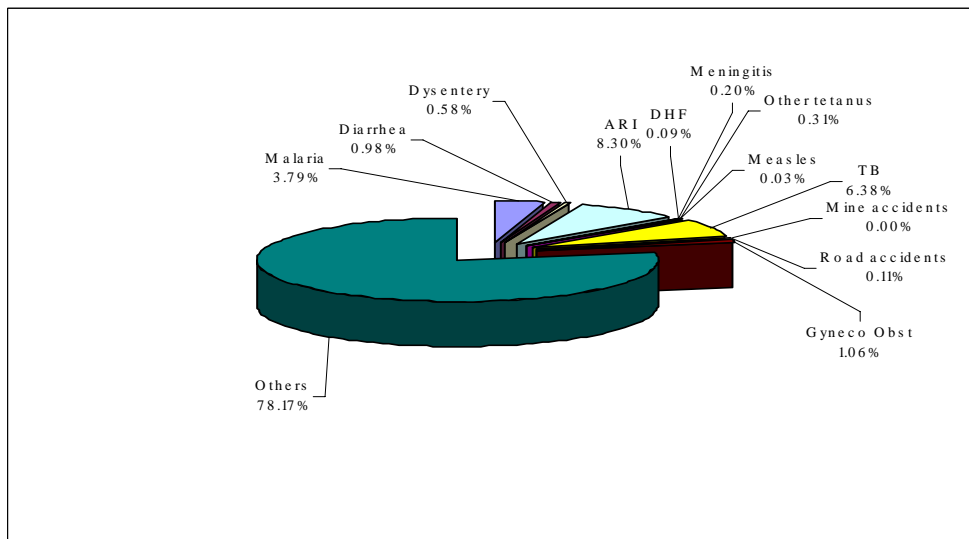
Main Health Problem among Inpatients
Children 5 _ 14 year



Main Health Problem among Inpatients
Adult 15 _ 49 year



Main Health Problem among Inpatients
Adult 50 year and Plus

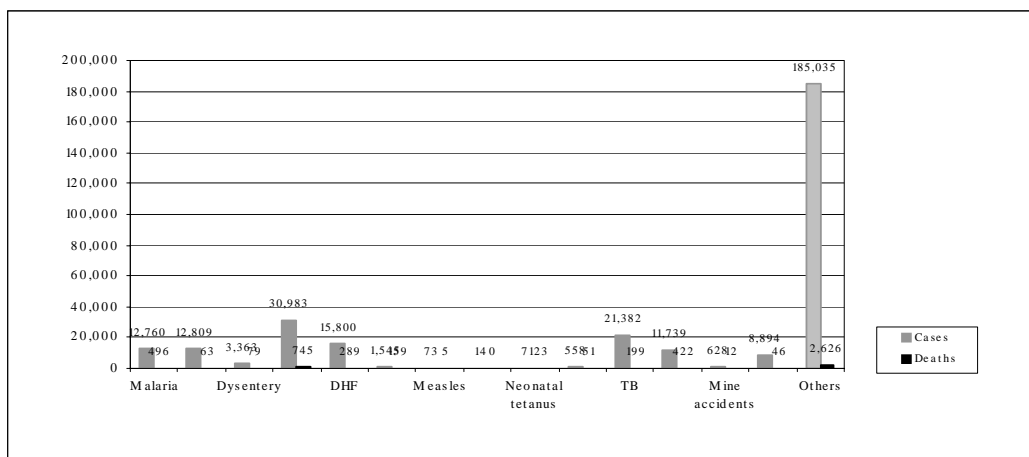


3.3 Main Health Problems of Inpatient

| Province | Malaria | Diarrhea | Dysentery | Cholera | ARI | DHF | Meningitis | AFP | TB | Gyneco Obst | Others | Total |
|------------------|---------------|---------------|--------------|-----------|---------------|---------------|--------------|-----------|---------------|--------------|----------------|----------------|
| Banteay Meanchey | 1174 | 439 | 174 | 2 | 1,603 | 352 | 95 | 0 | 399 | 254 | 5,430 | 9,922 |
| Bat Dambang | 1255 | 210 | 148 | 1 | 1,359 | 282 | 103 | 0 | 310 | 498 | 5,736 | 9,902 |
| Kampong Cham | 1666 | 1413 | 236 | 3 | 4,521 | 1,241 | 199 | 0 | 1,388 | 1,134 | 10,824 | 22,625 |
| Kampong Chhnang | 132 | 155 | 16 | 0 | 398 | 97 | 28 | 0 | 104 | 349 | 4,790 | 6,069 |
| Kampong Spueu | 501 | 353 | 113 | 17 | 648 | 84 | 45 | 0 | 421 | 286 | 4,741 | 7,209 |
| Kampong Thum | 523 | 200 | 25 | 0 | 643 | 141 | 71 | 0 | 309 | 333 | 5,223 | 7,468 |
| Kampot | 588 | 228 | 10 | 49 | 539 | 207 | 63 | 1 | 334 | 7 | 4,347 | 6,373 |
| Kandal | 62 | 530 | 198 | 0 | 1,220 | 331 | 33 | 0 | 947 | 371 | 5,984 | 9,676 |
| Kaoh Kong | 173 | 77 | 15 | 2 | 113 | 0 | 6 | 0 | 125 | 43 | 3,800 | 4,354 |
| Kracheh | 449 | 100 | 23 | 2 | 351 | 147 | 30 | 1 | 118 | 249 | 4,528 | 5,998 |
| Mondulkiri | 256 | 20 | 5 | 0 | 74 | 3 | 4 | 0 | 39 | 18 | 3,997 | 4,416 |
| Phnom Penh | 41 | 51 | 24 | 1 | 88 | 70 | 0 | 0 | 43 | 300 | 4,142 | 4,760 |
| Preah Vihear | 927 | 231 | 21 | 0 | 280 | 30 | 0 | 0 | 97 | 16 | 4,261 | 5,863 |
| Prey Veang | 108 | 344 | 159 | 0 | 1,161 | 235 | 63 | 7 | 768 | 353 | 6,291 | 9,489 |
| Pousat | 454 | 89 | 17 | 0 | 410 | 84 | 40 | 0 | 182 | 304 | 4,378 | 5,958 |
| Rotanak Kiri | 226 | 85 | 29 | 0 | 221 | 22 | 22 | 1 | 2 | 8 | 4,194 | 4,810 |
| Siem Reap | 704 | 148 | 175 | 4 | 1,278 | 15 | 81 | 0 | 807 | 455 | 9,245 | 12,912 |
| Krong P.Sihanouk | 48 | 261 | 16 | 0 | 209 | 36 | 0 | 0 | 56 | 0 | 4,876 | 5,502 |
| Stueng Traeng | 533 | 87 | 11 | 0 | 199 | 69 | 3 | 0 | 3 | 110 | 4,059 | 5,074 |
| Svay Rieng | 104 | 181 | 29 | 0 | 985 | 77 | 84 | 0 | 432 | 357 | 5,243 | 7,492 |
| Takaev | 424 | 714 | 122 | 3 | 2,481 | 505 | 153 | 1 | 1,074 | 565 | 9,212 | 15,254 |
| Krong Kaeb | 28 | 66 | 32 | 1 | 31 | 6 | 30 | 0 | 0 | 150 | 3,721 | 4,065 |
| Otdar Meanchey | 56 | 88 | 54 | 0 | 372 | 239 | 54 | 1 | 96 | 69 | 4,087 | 5,116 |
| Krong Pailin | 508 | 53 | 13 | 4 | 88 | 1 | 2 | 0 | 32 | 14 | 3,744 | 4,459 |
| MCH | 0 | 0 | 0 | 0 | 0 | 0 | 0 | 0 | 0 | 2,037 | 4,989 | 7,026 |
| Kunthak Bopha | 645 | 2193 | 561 | 0 | 7,440 | 5,885 | 202 | 1 | 6,006 | 0 | 17,863 | 40,796 |
| Chhey Varaman 7 | 1032 | 2030 | 790 | 0 | 2,176 | 3,886 | 73 | 0 | 6,620 | 0 | 16,197 | 32,804 |
| NPH | 25 | 2107 | 148 | 0 | 996 | 1,663 | 50 | 1 | 85 | 0 | 6,846 | 11,921 |
| Calmette | 72 | 101 | 82 | 1 | 265 | 0 | 9 | 0 | 157 | 293 | 9,218 | 10,198 |
| Kossamak | 3 | 167 | 90 | 0 | 56 | 9 | 1 | 0 | 79 | 91 | 6,000 | 6,496 |
| Norodom Sihanouk | 43 | 88 | 27 | 0 | 89 | 83 | 1 | 0 | 349 | 230 | 10,048 | 10,958 |
| Ang Doung | 0 | 0 | 0 | 0 | 689 | 0 | 0 | 0 | 0 | 0 | 0 | 689 |
| CENAT | 0 | 0 | 0 | 0 | 0 | 0 | 0 | 0 | 0 | 0 | 0 | 0 |
| Total : | 12,760 | 12,809 | 3,363 | 90 | 30,983 | 15,800 | 1,545 | 14 | 21,382 | 8,894 | 198,014 | 305,654 |

3.4 Cases , Deaths and Hospital case fatality rate of main IPD health patients

| Health problems | Cases | Deaths | CFR% |
|------------------|----------------|--------------|--------------|
| Malaria | 12,760 | 496 | 3.89% |
| Diarrhea | 12,809 | 63 | 0.49% |
| Dysentery | 3,363 | 79 | 2.35% |
| ARI | 30,983 | 745 | 2.40% |
| DHF | 15,800 | 289 | 1.83% |
| Meningitis | 1,545 | 159 | 10.29% |
| Measles | 73 | 5 | 6.85% |
| AFP | 14 | 0 | 0.00% |
| Neonatal tetanus | 71 | 23 | 32.39% |
| Other tetanus | 558 | 51 | 9.14% |
| TB | 21,382 | 199 | 0.93% |
| Road accidents | 11,739 | 422 | 3.59% |
| Mine accidents | 628 | 12 | 1.91% |
| Gyneco Obst | 8,894 | 46 | 0.52% |
| Others | 185,035 | 2,626 | 1.42% |
| Total : | 305,654 | 5,215 | 1.71% |



3.5 Specific Health Problem

3.5.1 Tuberculosis

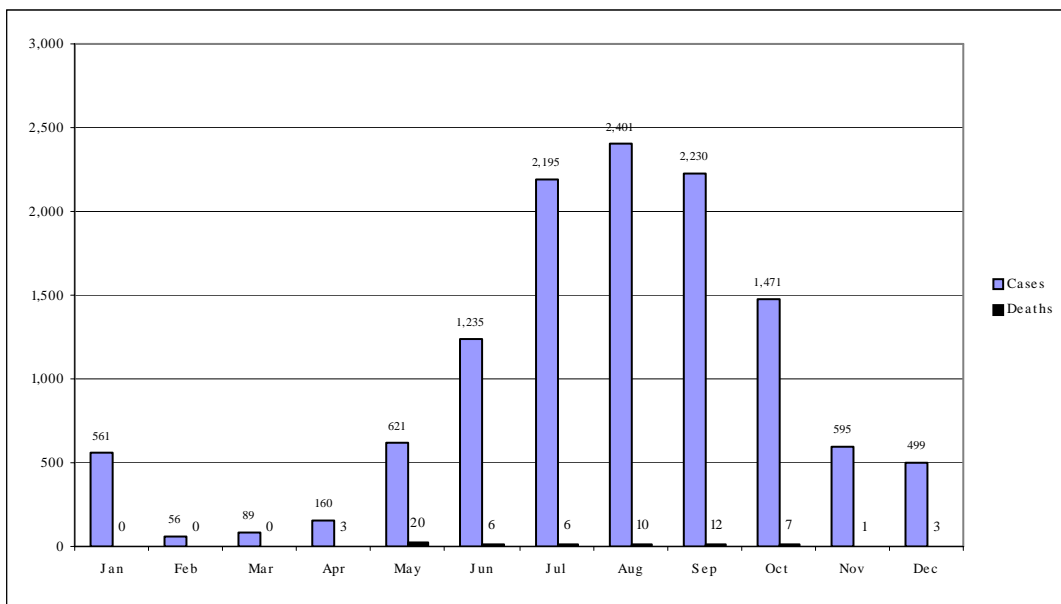
| Province | New Case BK + | BK - | Extra Pulmonar | Total |
|-------------------|---------------|--------------|----------------|---------------|
| Banteay MeanChey | 944 | 128 | 180 | 1,291 |
| Bat Dambang | 846 | 165 | 292 | 1,345 |
| Kampong Cham | 1,913 | 409 | 353 | 2,782 |
| Kampong Chhnang | 736 | 67 | 109 | 945 |
| Kampong Speue | 1,143 | 135 | 151 | 1,474 |
| Kampong Thum | 1,033 | 132 | 151 | 1,352 |
| Kampot | 781 | 141 | 155 | 1,124 |
| Kandal | 1,678 | 391 | 344 | 2,485 |
| Kaoh Kong | 106 | 25 | 23 | 154 |
| Kracheh | 286 | 101 | 115 | 507 |
| Mondulkiri | 13 | 6 | 10 | 30 |
| Phnom Penh | 1,174 | 834 | 938 | 1,393 |
| Preah Vihear | 138 | 39 | 58 | 237 |
| Prey Veang | 2,518 | 197 | 189 | 3,013 |
| Pousat | 587 | 89 | 128 | 846 |
| Rattanak Kiri | 58 | 14 | 12 | 84 |
| Siem Reap | 1,863 | 284 | 411 | 2,626 |
| Krong P. Sihanouk | 188 | 60 | 83 | 340 |
| Stueng Traeng | 91 | 12 | 14 | 120 |
| Svay Rieng | 1,212 | 446 | 201 | 1,943 |
| Takaev | 1,309 | 518 | 249 | 2,152 |
| Otdar Meanchey | 211 | 48 | 41 | 306 |
| Krong Kaeb | 26 | 55 | 12 | 97 |
| Krong Pailin | 69 | 11 | 13 | 95 |
| Total | 18,923 | 4,307 | 4,232 | 26,741 |

3.5.2 Malaria

| Province | Malaria OPD | Malaria IPD-Simple | Malaria IPD-Sesvere | Total IPD Cases | Deaths |
|------------------|----------------|--------------------|---------------------|-----------------|------------|
| Banteay Meanchey | 3400 | 332 | 842 | 1174 | 20 |
| Bat Dambang | 15921 | 669 | 586 | 1255 | 83 |
| Kampong Cham | 4876 | 1066 | 600 | 1666 | 34 |
| Kampong Chhnang | 1250 | 42 | 90 | 132 | 3 |
| Kampong Spueu | 10156 | 373 | 128 | 501 | 15 |
| Kampong Thum | 7953 | 152 | 371 | 523 | 37 |
| Kampot | 5692 | 330 | 258 | 588 | 12 |
| Kandal | 140 | 55 | 7 | 62 | 2 |
| Kaoh Kong | 1832 | 80 | 93 | 173 | 2 |
| Kracheh | 9488 | 275 | 174 | 449 | 30 |
| Mondulkiri | 7275 | 228 | 28 | 256 | 10 |
| Phnom Penh | 18 | 21 | 20 | 41 | 4 |
| Preah Vihear | 7054 | 688 | 239 | 927 | 31 |
| Prey Veang | 238 | 70 | 38 | 108 | 5 |
| Pousat | 8209 | 71 | 383 | 454 | 46 |
| Rotanak Kiri | 5807 | 159 | 67 | 226 | 1 |
| Siem Reap | 16148 | 356 | 348 | 704 | 38 |
| Krong P.Sihanouk | 342 | 16 | 32 | 48 | 8 |
| Stueng Traeng | 2513 | 273 | 260 | 533 | 15 |
| Svay Rieng | 689 | 66 | 38 | 104 | 3 |
| Takaev | 715 | 223 | 201 | 424 | 38 |
| Otdar Meanchey | 3881 | 36 | 20 | 56 | 2 |
| Krong Kaeb | 101 | 18 | 10 | 28 | 2 |
| Krong Pailin | 3333 | 263 | 245 | 508 | 17 |
| Calmette | 10 | 29 | 43 | 72 | 13 |
| NPH | 0 | 14 | 11 | 25 | 1 |
| Kossamak | 1 | 0 | 3 | 3 | 3 |
| Kunthak Bopha | 65 | 0 | 645 | 645 | 7 |
| Chhey Varaman 7 | 407 | 167 | 865 | 1032 | 10 |
| Norodom Sihanouk | 6 | 23 | 20 | 43 | 4 |
| Total | 117,520 | 6,095 | 6,665 | 12,760 | 496 |

3.5.3 Dengue

3.5.4 Cholera cases and Deaths, 2003



3.5.5 Road and Mine Accidents

| Province | Road Accident | | Mine Accident | |
|------------------|---------------|------------|---------------|-----------|
| | Cases | Deaths | Cases | Deaths |
| Banteay Meanchey | 479 | 22 | 71 | 0 |
| Bat Dambang | 673 | 62 | 16 | 1 |
| Kampong Cham | 1,711 | 34 | 53 | 1 |
| Kampong Chhnang | 328 | 7 | 30 | 2 |
| Kampong Spueu | 747 | 19 | 0 | 0 |
| Kampong Thum | 476 | 7 | 2 | 0 |
| Kampot | 444 | 4 | 70 | 1 |
| Kandal | 379 | 2 | 26 | 0 |
| Kaoh Kong | 47 | 2 | 0 | 0 |
| Kracheh | 162 | 1 | 72 | 3 |
| Monduliri | 37 | 7 | 2 | 0 |
| Phnom Penh | 4 | 0 | 0 | 0 |
| Preah Vihear | 105 | 0 | 1 | 0 |
| Prey Veang | 312 | 5 | 12 | 0 |
| Pousat | 285 | 14 | 11 | 1 |
| Rotanak Kiri | 0 | 0 | 0 | 0 |
| Siem Reap | 976 | 29 | 25 | 0 |
| Krong P.Sihanouk | 336 | 12 | 0 | 0 |
| Stueng Traeng | 30 | 0 | 4 | 0 |
| Svay Rieng | 219 | 3 | 13 | 0 |
| Takaev | 344 | 3 | 56 | 0 |
| Krong Kaeb | 26 | 0 | 0 | 0 |
| Otdar Meanchey | 91 | 2 | 33 | 0 |
| Krong Pailin | 129 | 1 | 32 | 0 |
| MCH | 0 | 0 | 0 | 0 |
| Kunthak Bopha | 224 | 4 | 0 | 0 |
| Chhey Varaman 7 | 55 | 1 | 15 | 0 |
| NPH | 31 | 1 | 0 | 0 |
| Calmette | 2,084 | 114 | 0 | 0 |
| Kossamak | 1,005 | 66 | 84 | 3 |
| Norodom Sihanouk | 0 | 0 | 0 | 0 |
| Ang Doung | 0 | 0 | 0 | 0 |
| CENAT | | | | |
| Total | 11,739 | 422 | 628 | 12 |

Comparison of main Indicators Of service Utilization from 1997– 2003

- 4.1 Number of Contact by Inhabitant per year
- 4.2 Bed Occupancy Rate
- 4.3 Antennal Coverage
- 4.4 Delivery Coverage
- 4.5 EPI Coverage : Measles

4.1 Number of Contact by Inhabitant per year

| Code | Province | 1997 | 1998 | 1999 | 2000 | 2001 | 2002 | 2003 |
|------|------------------------|-------------|-------------|-------------|-------------|-------------|-------------|-------------|
| 1 | Banteay Meanchey | 0.24 | 0.18 | 0.21 | 0.27 | 0.50 | 0.37 | 0.37 |
| 2 | Bat Dambang | 0.33 | 0.3 | 0.26 | 0.27 | 0.55 | 0.34 | 0.39 |
| 3 | Kampong Cham | 0.38 | 0.34 | 0.33 | 0.43 | 0.50 | 0.35 | 0.35 |
| 4 | Kampong Chhnang | 0.2 | 0.22 | 0.13 | 0.33 | 0.46 | 0.36 | 0.33 |
| 5 | Kampong Spueu | 0.2 | 0.21 | 0.25 | 0.24 | 0.58 | 0.32 | 0.32 |
| 6 | Kampong Thum | 0.36 | 0.48 | 0.41 | 0.33 | 0.46 | 0.41 | 0.40 |
| 7 | Kampot | 0.28 | 0.26 | 0.27 | 0.31 | 0.56 | 0.21 | 0.21 |
| 8 | Kandal | 0.3 | 0.27 | 0.19 | 0.35 | 0.40 | 0.53 | 0.57 |
| 9 | Kaoh Kong | 0.28 | 0.23 | 0.15 | 0.15 | 0.10 | 0.14 | 0.15 |
| 10 | Kracheh | 0.32 | 0.19 | 0.22 | 0.27 | 0.48 | 0.30 | 0.34 |
| 11 | Modulkiri | 0.04 | 0.01 | 0.11 | 0.06 | 0.50 | 1.22 | 0.80 |
| 12 | Phnom Penh | 0.42 | 0.29 | 0.24 | 0.30 | 0.51 | 0.17 | 0.16 |
| 13 | Preah Vihear | 0.31 | 0.3 | 0.3 | 0.29 | 0.45 | 0.39 | 0.43 |
| 14 | Prey Veaeng | 0.24 | 0.21 | 0.23 | 0.21 | 0.49 | 0.38 | 0.38 |
| 15 | Pousat | 0.52 | 0.4 | 0.39 | 0.40 | 0.45 | 0.39 | 0.31 |
| 16 | Rotanak Kiri | 0.22 | 0.36 | 0.39 | 0.44 | 0.58 | 0.46 | 0.48 |
| 17 | Siem Reap | 0.68 | 0.63 | 0.52 | 0.35 | 0.45 | 0.40 | 0.44 |
| 18 | Krong P.Sihanouk | 0.25 | 0.24 | 0.25 | 0.36 | 0.58 | 0.27 | 0.29 |
| 19 | Stueng Traeng | 0.55 | 0.51 | 0.53 | 0.54 | 0.45 | 0.37 | 0.40 |
| 20 | Svay Rieng | 0.63 | 0.68 | 0.97 | 0.79 | 0.49 | 0.29 | 0.37 |
| 21 | Takaev | 0.78 | 0.78 | 0.53 | 0.23 | 0.56 | 0.44 | 0.41 |
| 22 | Krong Kaeb | 0.43 | 0.42 | 0.25 | 0.31 | 0.51 | 0.62 | 0.55 |
| 23 | Otdar Meanchey | | | | 0.27 | 0.46 | 0.52 | 0.50 |
| 24 | Krong Pailin | | | 0.2 | 0.75 | 0.54 | 0.71 | 0.70 |
| | Country average | 0.33 | 0.31 | 0.29 | 0.31 | 0.37 | 0.36 | 0.39 |

4.2 Bed Occupancy Rate

| Code | Province | 1997 | 1998 | 1999 | 2000 | 2001 | 2002 | 2003 |
|------|-------------------------|---------------|---------------|---------------|--------------|--------------|--------------|--------------|
| 1 | Banteay Meanchey | 36.4 % | 38.1 % | 32.2 % | 69.7% | 62.7% | 55.1% | 53.7% |
| 2 | Bat Dambang | 51.3 % | 42.4 % | 43.4 % | 76.2% | 47.0% | 43.7% | 52.3% |
| 3 | Kampong Cham | 43.1 % | 38.2 % | 50.2 % | 62.0% | 66.1% | 67.2% | 66.4% |
| 4 | Kampong Chhnang | 56.3 % | 52.4 % | 54.7 % | 45.9% | 48.1% | 39.8% | 45.3% |
| 5 | Kampong Spueu | 30.2 % | 29.3 % | 35.3 % | 26.6% | 60.2% | 68.4% | 99.4% |
| 6 | Kampong Thum | 32.2 % | 62.4 % | 63.4 % | 42.8% | 69.4% | 66.5% | 59.9% |
| 7 | Kampot | 31.0 % | 39.3 % | 32.3 % | 30.3% | 40.6% | 34.8% | 37.1% |
| 8 | Kandal | 58.1 % | 65.4 % | 59.5 % | 138.9% | 67.6% | 82.2% | 89.2% |
| 9 | Kaoh Kong | 12.5 % | 16.2 % | 11.5 % | 91.7% | 9.6% | 29.0% | 13.3% |
| 10 | Kracheh | 47.6 % | 43.2 % | 46.3 % | 24.7% | 62.1% | 56.4% | 54.9% |
| 11 | Modulkiri | 43.5 % | 38.3 % | 54.3 % | 68.6% | 9.8% | 34.6% | 43.3% |
| 12 | Phnom Penh | 32.4 % | 33.3 % | 28.4 % | 57.3% | 20.1% | 31.5% | 33.5% |
| 13 | Preah Vihear | 77.3 % | 94.1 % | 47.6 % | 49.0% | 60.4% | 47.5% | 44.2% |
| 14 | Prey Veang | 41.3 % | 30.5 % | 24.6 % | 42.1% | 31.6% | 30.3% | 33.2% |
| 15 | Pousat | 46.6 % | 37.7 % | 33.4 % | 43.9% | 47.3% | 43.6% | 43.6% |
| 16 | Rotanak Kiri | 32.4 % | 27.5 % | 38.3 % | 83.2% | 10.2% | 36.8% | 38.0% |
| 17 | Siem Reap | 66.0 % | 62.3 % | 59.5 % | 34.3% | 63.0% | 64.1% | 62.2% |
| 18 | Krong P.Sihanouk | 39.5 % | 53.4 % | 39.4 % | 40.1% | 46.7% | 58.1% | 58.1% |
| 19 | Stueng Traeng | 45.4 % | 42.2 % | 52.3 % | 21.7% | 35.9% | 41.4% | 47.7% |
| 20 | Svay Rieng | 39.3 % | 38.3 % | 63.7 % | 40.2% | 55.2% | 53.2% | 60.5% |
| 21 | Takaev | 54.4 % | 53.6 % | 48.6 % | 45.1% | 67.8% | 74.5% | 82.2% |
| 22 | Krong Kaeb | 58.2 % | 68.1 % | 21.4 % | 30.4% | 47.0% | 54.2% | 54.2% |
| 23 | Otdar Meanchey | | | | 48.9% | 47.0% | 54.2% | 54.2% |
| 24 | Krong Pailin | | | 24.6 % | 58.6% | 62.8% | 27.5% | 27.5% |
| 25 | MCH | | | | 47.0% | 53.8% | 62.7% | 70.6% |
| 26 | Kunthak Bopha | | | | 59.0% | 131.9% | 126.3% | 122.3% |
| 27 | NPH | | | | 49.2% | 90.4% | 71.0% | 99.7% |
| 28 | Calmette | | | | 39.9% | 75.1% | 77.4% | 81.5% |
| 29 | Kossamak | | | | 34.4% | 34.2% | 16.3% | 23.9% |
| 30 | Norodom Sihanouk | | | | 21.8% | 33.9% | 39.8% | 58.6% |
| 31 | Ang Doung | | | | 30.4% | 33.6% | 34.9% | 18.6% |
| 32 | CENAT | | | | 93.0% | 34.4% | 21.3% | |
| | Country coverage | 45.3 % | 47.4 % | 46.4 % | 50.7% | 54.0% | 53.8% | 60.7% |

4.3 Antenatal Coverage

| Code | Province | 1998 | 1999 | 2000 | 2001 | 2002 | 2003 |
|------|-------------------------|---------------|---------------|--------------|--------------|--------------|--------------|
| 1 | Banteay Meanchey | 49.2 % | 61.3 % | 73.4% | 43.3% | 40.9% | 46.1% |
| 2 | Bat Dambang | 20.4 % | 30.5 % | 36.9% | 48.8% | 45.9% | 53.2% |
| 3 | Kampong Cham | 34.5 % | 38.4 % | 40.7% | 45.9% | 41.5% | 45.3% |
| 4 | Kampong Chhnang | 30.5 % | 48.6 % | 42.9% | 64.2% | 58.8% | 62.1% |
| 5 | Kampong Spueu | 29.6 % | 26.4 % | 38.5% | 34.6% | 39.6% | 47.9% |
| 6 | Kampong Thum | 50.2 % | 48.2 % | 51.7% | 36.6% | 34.6% | 39.8% |
| 7 | Kampot | 26.4 % | 23.1 % | 30.0% | 38.7% | 34.0% | 35.7% |
| 8 | Kandal | 28.6 % | 26.1 % | 41.0% | 45.1% | 40.5% | 46.9% |
| 9 | Kaoh Kong | 23.3 % | 25.1 % | 33.5% | 5.6% | 23.6% | 28.4% |
| 10 | Kracheh | 22.4 % | 20.4 % | 30.7% | 29.9% | 21.6% | 29.5% |
| 11 | Modulkiri | 9.5 % | 4.7 % | 9.5% | 28.7% | 29.4% | 36.4% |
| 12 | Phnom Penh | 38.3 % | 35.6 % | 62.7% | 29.4% | 24.4% | 26.0% |
| 13 | Preah Vihear | 48.5 % | 35.3 % | 43.0% | 12.2% | 23.6% | 20.4% |
| 14 | Prey Veang | 34.3 % | 30.2 % | 32.1% | 40.0% | 43.0% | 52.6% |
| 15 | Pousat | 35.6 % | 28.4 % | 60.4% | 62.8% | 58.7% | 53.1% |
| 16 | Rotanak Kiri | 18.7 % | 39.4 % | 40.3% | 14.1% | 26.8% | 25.3% |
| 17 | Siem Reap | 20.4 % | 15.3 % | 15.0% | 57.8% | 52.9% | 57.8% |
| 18 | Krong P.Sihanouk | 23.3 % | 18.3 % | 22.4% | 37.2% | 29.8% | 34.7% |
| 19 | Stueng Traeng | 22.3 % | 14.2 % | 23.9% | 29.7% | 39.7% | 49.6% |
| 20 | Svay Rieng | 9.5 % | 20.1 % | 18.5% | 65.3% | 50.3% | 64.4% |
| 21 | Takaev | 19.1 % | 15.7 % | 7.9% | 41.5% | 49.1% | 54.0% |
| 22 | Krong Kaeb | 21.2 % | 5.6 % | 4.6% | 9.2% | 10.6% | 7.6% |
| 23 | Otdar Meanchey | % | % | 20.5% | 36.7% | 70.5% | 69.4% |
| 24 | Krong Pailin | % | % | 32.8% | 25.7% | 52.6% | 54.5% |
| | Country coverage | 30.2 % | 36.1 % | 40.9% | 43.0% | 41.0% | 46.1% |

4.4 Delivery Coverage

| Code | Province | 1999 | | 2000 | | 2001 | | 2002 | | 2003 | |
|-------------------------|------------------|--------------|--------------|-------------|-------------|-------------|-------------|-------------|-------------|-------------|-------------|
| | | HC | Hospital | HC | Hospital | HC | Hospital | HC | Hospital | HC | Hospital |
| 1 | Banteay Meanchey | 0.9 % | 2.7 % | 0.6% | 4.7% | 2.9% | 4.3% | 2.9% | 2.6% | 3.3% | 3.2% |
| 2 | Bat Dambang | 1.8 % | 1.5 % | 1.3% | 2.0% | 2.0% | 6.7% | 12.0% | 6.8% | 1.7% | 8.3% |
| 3 | Kampong Cham | 5.1 % | 2.6 % | 8.5% | 2.3% | 1.3% | 3.0% | 13.0% | 3.6% | 1.5% | 3.2% |
| 4 | Kampong Chhnang | 10.7 % | 3.6 % | 19.9% | 8.9% | 1.8% | 4.6% | 2.2% | 4.9% | 2.7% | 4.5% |
| 5 | Kampong Spueu | 0.7 % | 1.6 % | 0.9% | 2.0% | 1.4% | 2.0% | 13.0% | 1.6% | 1.2% | 2.6% |
| 6 | Kampong Thum | 3.2 % | 5 % | 1.1% | 5.6% | 1.1% | 2.5% | 0.8% | 2.6% | 0.6% | 2.6% |
| 7 | Kampot | 1.3 % | 1.5 % | 1.3% | 1.5% | 1.1% | 3.8% | 0.5% | 3.8% | 8.7% | 0.9% |
| 8 | Kandal | 0.3 % | 2.4 % | 0.9% | 3.4% | 10.2% | 2.4% | 10.3% | 2.1% | 11.9% | 2.1% |
| 9 | Kaoh Kong | 3.9 % | 3.3 % | 0.9% | 3.3% | 0.3% | 0.0% | 2.2% | 6.8% | 2.3% | 4.7% |
| 10 | Kracheh | 0.7 % | 1.2 % | 0.9% | 6.6% | 0.9% | 4.3% | 0.8% | 3.3% | 1.0% | 3.5% |
| 11 | Modulkiri | 1.5 % | 2.9 % | 0.7% | 2.1% | 0.2% | 9.2% | 0.2% | 5.6% | 2.8% | 3.8% |
| 12 | Phnom Penh | 0.6 % | 3 % | 1.1% | 3.4% | 11.6% | 3.6% | 8.2% | 2.2% | 10.5% | 3.0% |
| 13 | Preah Vihear | 1.6 % | 6 % | 1.5% | 5.4% | 0.5% | 2.4% | 0.5% | 1.3% | 0.5% | 2.1% |
| 14 | Prey Veang | 2.3 % | 1.6 % | 2.4% | 1.8% | 1.5% | 1.9% | 13.0% | 2.1% | 2.9% | 2.3% |
| 15 | Pousat | 7 % | 1.7 % | 3.3% | 3.7% | 1.3% | 2.8% | 2.4% | 3.1% | 2.4% | 1.9% |
| 16 | Rotanak Kiri | 1 % | 2.7 % | 1.0% | 2.8% | 1.8% | 1.7% | 3.1% | 6.4% | 4.0% | 5.8% |
| 17 | Siem Reap | 0.5 % | 0.8 % | 0.3% | 1.2% | 4.4% | 3.7% | 4.0% | 1.9% | 3.9% | 1.1% |
| 18 | Krong P.Sihanouk | 1 % | 4 % | 1.2% | 5.0% | 1.1% | 8.3% | 1.2% | 9.3% | 1.2% | 8.0% |
| 19 | Stueng Traeng | 1.1 % | 1.2 % | 0.4% | 5.5% | 0.2% | 4.5% | 0.2% | 5.0% | 0.7% | 5.1% |
| 20 | Svay Rieng | 7 % | 7.8 % | 0.9% | 6.3% | 0.6% | 3.4% | 0.5% | 2.5% | 0.5% | 3.1% |
| 21 | Takaev | 0.5 % | 5.6 % | 0.8% | 2.4% | 1.8% | 3.7% | 4.0% | 5.0% | 6.0% | 4.2% |
| 22 | Krong Kaeb | 0.4 % | 0.9 % | 1.1% | 3.2% | 330.0% | 1.6% | 1.6% | 3.7% | 4.6% | 2.9% |
| 23 | Otdar Meanchey | % | % | 1.1% | 0.3% | 0.8% | 6.2% | 0.0% | 8.7% | 0.1% | 10.5% |
| 24 | Krong Pailin | 0.6 % | 3.4 % | 1.3% | 11.3% | 0.3% | 7.5% | 4.1% | 6.0% | 1.1% | 10.3% |
| Country coverage | | 2.9 % | 4.8 % | 3.6% | 5.6% | 3.3% | 5.3% | 3.2% | 5.0% | 4.2% | 6.4% |

4.5 EPI Coverage : Measles

Human Resources and Government Budget

- 5.1 Number of MoH staff at Central level, 2003
- 5.2 Number of MoH staff by provinces and total country, 2003

5.1 Number of MoH staff at Central level, 2003

តារាងទី ៥: ស្ថិតិបច្ចេកទេសអង្គការសុខាភិបាលនៅកម្ពុជាឆ្នាំ ២០០៣

| ល.រ | ឈ្មោះខេត្ត-ក្រុង | វេជ្ជបណ្ឌិត | គ្រូពេទ្យមធ្យម | ឱសថការី | ឱសថការី មធ្យម | ទន្ធបណ្ឌិត | ទន្ធពេទ្យ | ក្រោល ដោយចេលនា | គិលានុប្បដ្ឋាកម្ម | គិលានុប្បដ្ឋាកម្មបឋម | ឆ្មបមធ្យម | ឆ្មបបឋម | អ្នកពិសោធន៍ មធ្យម | អ្នកពិសោធន៍ បឋម | បុគ្គលិកជំនាញ ដ៏ទៃទៀត | បុគ្គលិក ដ៏ទៃទៀត | កមរករ | អ្នកបើកបរ | សរុប |
|-----|----------------------------|-------------|----------------|---------|---------------|------------|-----------|----------------|-------------------|----------------------|-----------|---------|-------------------|-----------------|-----------------------|------------------|-------|-----------|------|
| 1 | ខេត្តកាល់យ | 0 | 1 | 0 | 0 | 0 | 0 | 0 | 0 | 0 | 0 | 0 | 0 | 0 | 4 | 0 | 0 | 0 | 5 |
| 2 | អគ្គ.ថវិ.ហិរញ្ញវត្ថុ | 1 | 1 | 0 | 0 | 0 | 0 | 0 | 0 | 0 | 0 | 0 | 0 | 0 | 1 | 1 | 0 | 0 | 4 |
| 3 | នា.បុគ្គលិក | 12 | 9 | 0 | 2 | 0 | 0 | 0 | 2 | 2 | 6 | 0 | 1 | 0 | 3 | 8 | 0 | 0 | 45 |
| 4 | នា.រដ្ឋបាល | 3 | 7 | 0 | 0 | 0 | 0 | 0 | 6 | 0 | 5 | 0 | 0 | 0 | 10 | 6 | 0 | 7 | 44 |
| 5 | នា.ថវិ.ហិរញ្ញវត្ថុ | 2 | 7 | 4 | 0 | 1 | 0 | 0 | 3 | 0 | 6 | 0 | 0 | 0 | 42 | 8 | 7 | 2 | 82 |
| 6 | អគ្គ.បច្ចេកទេសសុខាភិបាល | 5 | 4 | 1 | 0 | 0 | 0 | 0 | 0 | 0 | 1 | 0 | 0 | 0 | 0 | 2 | 0 | 0 | 13 |
| 7 | នា.ផែនការ | 17 | 7 | 2 | 0 | 0 | 0 | 0 | 3 | 0 | 0 | 0 | 0 | 0 | 5 | 2 | 0 | 0 | 36 |
| 8 | នា.ការពារ | 13 | 11 | 1 | 0 | 6 | 0 | 0 | 31 | 0 | 1 | 0 | 0 | 0 | 0 | 0 | 0 | 0 | 63 |
| 9 | នា.មន្ទីរពេទ្យ | 23 | 2 | 3 | 1 | 0 | 0 | 0 | 1 | 0 | 2 | 0 | 0 | 0 | 0 | 0 | 0 | 0 | 32 |
| 10 | នា.ធនធានមនុស្ស | 17 | 3 | 2 | 0 | 0 | 0 | 0 | 8 | 0 | 4 | 0 | 0 | 1 | 0 | 0 | 0 | 0 | 35 |
| 11 | នា.ឱសថ.ចំណី.អាហារ | 0 | 1 | 72 | 4 | 0 | 0 | 0 | 0 | 0 | 0 | 0 | 0 | 0 | 12 | 8 | 0 | 0 | 97 |
| 12 | នា.ប្រយុទ្ធជំងឺរាង | 22 | 3 | 0 | 0 | 0 | 0 | 0 | 0 | 0 | 0 | 0 | 0 | 0 | 0 | 1 | 0 | 0 | 26 |
| 13 | អគ្គាធិការដ្ឋាន | 5 | 1 | 1 | 0 | 0 | 0 | 0 | 0 | 0 | 0 | 0 | 0 | 0 | 0 | 0 | 0 | 0 | 7 |
| 14 | ការ.ទូន្មានកំណត់អន្តរជាតិ | 3 | 3 | 0 | 1 | 0 | 0 | 0 | 0 | 2 | 1 | 0 | 0 | 1 | 1 | 2 | 0 | 0 | 14 |
| 15 | វិទ្យាស្ថានប៉ាស្ទ័រ | 5 | 1 | 7 | 0 | 0 | 0 | 0 | 5 | 0 | 1 | 0 | 6 | 5 | 2 | 0 | 0 | 0 | 32 |
| 16 | ម.ព កាល់ម៉ែត្រ | 101 | 22 | 9 | 1 | 1 | 1 | 2 | 168 | 11 | 23 | 1 | 15 | 2 | 7 | 8 | 1 | 14 | 387 |
| 17 | ម.ព ព្រះសីហនុ | 139 | 36 | 7 | 5 | 8 | 1 | 4 | 182 | 26 | 69 | 2 | 19 | 6 | 8 | 15 | 3 | 8 | 538 |
| 18 | ម.ព ព្រះកុសមៈ | 83 | 37 | 6 | 0 | 4 | 3 | 5 | 165 | 18 | 12 | 0 | 8 | 0 | 7 | 3 | 4 | 9 | 364 |
| 19 | ម.ព អង្គឌួង | 50 | 13 | 5 | 0 | 7 | 3 | 1 | 45 | 7 | 6 | 1 | 7 | 4 | 2 | 0 | 0 | 6 | 157 |
| 20 | ម.ព គន្ធបុប្ផា | 26 | 11 | 4 | 0 | 0 | 0 | 3 | 138 | 11 | 3 | 0 | 14 | 0 | 2 | 2 | 0 | 0 | 214 |
| 21 | ម.ព កុមារជាតិ | 54 | 9 | 6 | 2 | 1 | 1 | 1 | 106 | 14 | 0 | 0 | 9 | 2 | 9 | 6 | 3 | 0 | 223 |
| 22 | មជ្ឈ.គាំពារមាតា | 84 | 23 | 10 | 4 | 2 | 0 | 0 | 82 | 28 | 115 | 0 | 10 | 0 | 9 | 2 | 12 | 14 | 395 |
| 23 | មជ្ឈ.លើកកំពស់សុខភាព | 35 | 11 | 2 | 1 | 0 | 0 | 0 | 7 | 0 | 0 | 0 | 0 | 0 | 7 | 3 | 0 | 0 | 66 |
| 24 | មជ្ឈ.កំចាត់របេង.ហង់សិន | 54 | 15 | 6 | 4 | 0 | 0 | 3 | 61 | 5 | 1 | 0 | 13 | 3 | 4 | 2 | 5 | 6 | 182 |
| 25 | មជ្ឈ.ប្រ.អេដស៍ | 66 | 12 | 1 | 0 | 0 | 0 | 0 | 25 | 0 | 4 | 0 | 7 | 2 | 7 | 3 | 3 | 0 | 130 |
| 26 | មជ្ឈ.គ្រុនចាញ់ | 36 | 10 | 1 | 3 | 0 | 0 | 1 | 19 | 2 | 0 | 0 | 10 | 1 | 4 | 0 | 3 | 3 | 93 |
| 27 | មជ្ឈ.ផ្តល់ឈាម | 7 | 2 | 3 | 0 | 0 | 0 | 0 | 9 | 1 | 0 | 0 | 7 | 3 | 3 | 0 | 2 | 2 | 39 |
| 28 | ប្រាំង.ឱកណ្តាល | 5 | 0 | 11 | 3 | 0 | 0 | 0 | 0 | 0 | 0 | 0 | 1 | 0 | 2 | 8 | 5 | 9 | 44 |
| 29 | ជ.គុ.ភាពឱសថ | 1 | 0 | 15 | 2 | 0 | 0 | 0 | 4 | 0 | 0 | 0 | 2 | 2 | 9 | 0 | 0 | 3 | 38 |
| 30 | មជ្ឈ.ស្រាវជ្រាវវេជ្ជ.បូរាណ | 5 | 4 | 7 | 5 | 0 | 0 | 0 | 1 | 0 | 0 | 0 | 0 | 0 | 4 | 0 | 1 | 16 | 43 |
| 31 | វិជ្ជា.សុខភាពសាធារណៈ | 31 | 7 | 1 | 0 | 0 | 0 | 0 | 7 | 0 | 0 | 0 | 31 | 2 | 5 | 0 | 2 | 1 | 87 |

5.2 Number of MoH staff by province and total country, 2003

| តារាងទី ៦ : ចំនួនបុគ្គលិកសុខាភិបាលក្នុងតំបន់ និងសរុប ឆ្នាំ ២០០៣ | | | | | | | | | | | | | | | | |
|--|------------------|-------------|----------------|---------|---------------|---------------|--------------|------------------|-----------------------|-----------------------|------------|----------|-------------------|-----------------|--------------------|--------|
| ល.រ | ឈ្មោះខេត្ត-ក្រុង | វេជ្ជបណ្ឌិត | គ្រូពេទ្យមធ្យម | ឱសថការី | ឱសថការី មធ្យម | មន្ត្រីបណ្ឌិត | មន្ត្រីពេទ្យ | ព្យាបាល ដោយចេតនា | គិលានុប្បវិញ្ញាបនបត្រ | គិលានុប្បវិញ្ញាបនបត្រ | ផ្ទុយមធ្យម | ផ្ទុយបឋម | អ្នកពិសោធន៍ មធ្យម | អ្នកពិសោធន៍ បឋម | បុគ្គលិក ដក់ទម្រង់ | សរុប |
| 1 | បន្ទាយមានជ័យ | 57 | 39 | 6 | 3 | 5 | 5 | 3 | 209 | 243 | 115 | 46 | 10 | 10 | 164 | 915 |
| 2 | បាត់ដំបង | 89 | 96 | 25 | 18 | 6 | 11 | 7 | 411 | 269 | 229 | 93 | 17 | 34 | 195 | 1500 |
| 3 | កំពង់ចាម | 137 | 82 | 16 | 9 | 8 | 5 | 1 | 442 | 280 | 179 | 131 | 9 | 3 | 82 | 1384 |
| 4 | កំពង់ឆ្នាំង | 37 | 28 | 8 | 4 | 2 | 2 | 0 | 108 | 166 | 51 | 63 | 5 | 2 | 20 | 496 |
| 5 | កំពង់ស្ពឺ | 65 | 52 | 8 | 7 | 5 | 2 | 2 | 136 | 252 | 59 | 31 | 11 | 1 | 18 | 649 |
| 6 | កំពង់ធំ | 47 | 40 | 9 | 2 | 3 | 3 | 2 | 128 | 155 | 61 | 100 | 15 | 0 | 127 | 692 |
| 7 | កំពត | 53 | 46 | 9 | 5 | 2 | 2 | 2 | 228 | 117 | 80 | 38 | 9 | 1 | 121 | 713 |
| 8 | កណ្តាល | 134 | 91 | 19 | 14 | 7 | 10 | 2 | 242 | 241 | 87 | 93 | 19 | 5 | 141 | 1105 |
| 9 | កោះកុង | 26 | 25 | 3 | 2 | 4 | 0 | 0 | 43 | 18 | 22 | 12 | 4 | 0 | 40 | 199 |
| 10 | ក្រចេះ | 17 | 27 | 3 | 4 | 1 | 3 | 0 | 76 | 103 | 40 | 25 | 3 | 0 | 12 | 314 |
| 11 | មណ្ឌលគិរី | 5 | 13 | 1 | 1 | 1 | 4 | 0 | 34 | 28 | 10 | 9 | 0 | 0 | 16 | 122 |
| 12 | ភ្នំពេញ | 107 | 129 | 18 | 11 | 6 | 9 | 0 | 171 | 117 | 102 | 38 | 16 | 1 | 62 | 787 |
| 13 | ព្រះវិហារ | 13 | 11 | 2 | 2 | 1 | 1 | 0 | 46 | 35 | 24 | 34 | 2 | 2 | 30 | 203 |
| 14 | ព្រៃវែង | 67 | 99 | 11 | 4 | 3 | 3 | 2 | 173 | 384 | 60 | 152 | 13 | 0 | 75 | 1046 |
| 15 | ពោធិសាត់ | 32 | 37 | 4 | 2 | 3 | 3 | 3 | 184 | 84 | 99 | 20 | 5 | 11 | 49 | 536 |
| 16 | រតនគិរី | 15 | 12 | 1 | 1 | 1 | 0 | 0 | 47 | 96 | 11 | 45 | 2 | 0 | 14 | 245 |
| 17 | សៀមរាប | 69 | 53 | 12 | 6 | 4 | 0 | 3 | 214 | 133 | 129 | 49 | 5 | 8 | 22 | 707 |
| 18 | ក្រុងព្រះសីហនុ | 40 | 23 | 12 | 5 | 3 | 2 | 1 | 84 | 45 | 41 | 17 | 6 | 0 | 13 | 292 |
| 19 | ស្ទឹងត្រែង | 14 | 13 | 1 | 2 | 0 | 0 | 0 | 47 | 36 | 33 | 18 | 1 | 0 | 51 | 216 |
| 20 | ស្វាយរៀង | 44 | 34 | 4 | 1 | 3 | 2 | 2 | 106 | 208 | 33 | 34 | 7 | 0 | 23 | 501 |
| 21 | តាកែវ | 79 | 71 | 10 | 10 | 3 | 6 | 2 | 241 | 181 | 57 | 39 | 22 | 3 | 51 | 775 |
| 22 | ឧត្តរមានជ័យ | 20 | 5 | 3 | 1 | 1 | 0 | 0 | 36 | 40 | 8 | 10 | 1 | 0 | 60 | 185 |
| 23 | ក្រុងកែប | 11 | 4 | 3 | 0 | 1 | 0 | 0 | 15 | 28 | 7 | 0 | 1 | 0 | 3 | 73 |
| 24 | ក្រុងប៉ៃលិន | 16 | 19 | 0 | 0 | 3 | 0 | 0 | 16 | 32 | 10 | 2 | 0 | 0 | 73 | 171 |
| | សរុប | 1,194 | 1,049 | 188 | 114 | 76 | 73 | 32 | 3,437 | 3,291 | 1,547 | 1,099 | 183 | 81 | 1,462 | 13,826 |