



Ministry of Health

Kingdom of Cambodia

Nation Religion King

National Health Statistics

Report

2008

Department of Planning and Health Information
Phnom Penh, 2008

FOREWORD

An important aspect of Health Planning and Management is the collection, analysis and use of reliable health information . Indeed, an effective health information system contributes significantly to effective monitoring and evaluation of the progress of health system development in Cambodia .

This 14th National Health Statistics Report provides a wide range of information to all information users. Health care providers, managers and others at all levels are increasingly using health information obtained through the National Health Information system not merely for management of health service delivery and planning, but also for monitoring and evaluation of their activities and programs.

The Ministry of Health would like to take this opportunity to thank Provincial and Municipal Health Departments , Central Departments and Institutions, and Health Development Partners, as well as various organizations for their collaboration in making this edition possible. Especially thanks to the director of Planning and Health Information, Deputy Director in charge of Health Information and HIS colleagues in Bureau of Health information for its effort to the development of this report

Phnom Penh, , 2009

Table of Contents

Data coverage	4
Summary of Main Health Indicators	4
1 - Geo-demographic data	
1.1 Estimated population (milion)	
1.2 Crude Birth Rate	
1.3 Estimated population under 1 year	
1.4 Geo_demographic data for health coverage plan cambodia, 2008	5
1.5 Socio_demographic indicator	6
2 - Utilization of the Health services	7
2.1 Outpatient consultation	8
2.1 Out-patient consultations and number of new cases by province	8
2.2 Out-patient consultations and new cases by age group by province	11
2.3 Out-patient consultations and new cases by province, age group and by diseases	15
2.3.1 Main Health problem of out patient by age group	16
2.3.2 Main Health problem of out patient by age group	16
2.2 Antenatal care activities	17
2.2.1 Antenatal consultations by province and National hospital	17
2.2.2 Number and percentage of risk pregnancies and cases referred by province and NH	20
2.3 Delivery Activities	24
2.3.1 Home deliveries, health center deliveries and hospital deliveries	24
2.3.2 Problem related to deliveries at RH & NH (dystocie, cesarean section, maternal death)	33
2.3.3 Post _partum activities	35
2.4 Birth spacing Activities	39
2.5 Expanded program of immunization activities	44
2.5.1 Immunization coverage of children under 1 year and tetanus toxiod coverage for women of child bearing age and pregnant women	44
2.5.2 Folic acid and Iron	45
2.5.3 Vitamin A	51
2.6 Hospital Activities	54
2.6.1 Number and type of hospital discharge and main health indicator by province and National hospital	54
2.6.2 Main Health problem among inpatient	59
2.6.3 Main Health problem among inpatient age group (Cases)	60
2.6.4 Main Health problem amon inpatient age group (Deaths)	60
2.6.5 Main Disease among Inpatients (Cases)	61
2.6.6 Main Disease among Inpatients (Deaths)	61
3 - Human resources	62
3.1 Number of MoH staff at central level and provincial level, 2008	62

Summary of National Health Indicators

1 Geo_Demographic data

1.1	Estimated population (million)	13.4 millions
1.2	Crude Birth Rate	2.6%
1.3	Estimated population under 1 year	2.6%

2 Utilization of health Services

2.1 Outpatient

2.1.1	Total new cases	7,200,744
2.1.2	Total consultation	8,915,913
2.1.3	Health center consultation	5,916,116
2.1.4	Hospital consultation	1,284,628
2.1.5	Number of contact by inhabitant per year	0.54

2.2 Antenatal care

2.2.1	ANC2 coverage	81%
2.4.2	Return rate	2

2.3 Delivery

2.3.1	Expected deliveries	342,756
2.3.2	Deliveries reported	77.22%
2.3.3	Totral Deliveries	264,664
2.3.4	Total home deliveries	136,348
2.3.5	Total health Center deliveries	94,769
2.3.6	Total hospital deliveries	33,547

2.4 Birth Spacing

Pills
IUD
Injections
Condoms

2.5 Expended program of immunization activities

BCG	
TT2	35%
DPT3	92%
Measle	91%
Full Immunization	87%

2.2 Hospital activities

2.2.1	Total number of Inpatients	397,639
2.3.1	Number of Beds	8,986
2.3.2	Total inpatient days	2,270,818
2.3.3	Bed occupancy rate	69.0%
2.3.4	Average length of stay (days)	6
2.3.5	Hospital mortality rate	1.7%

1.4 Geo-demographic data for Health Coverage plan , Cambodia,2008 (1)

No	Province	Population	Admin Distict	Commune	Opera District	RH	HC	HP
1	BANTEAY MEANCHEY	678,033	8	64	4	5	55	11
2	BATTAMBANG	1,024,663	13	96	5	4	75	3
3	KAMPONG CHAM	1,680,694	16	173	10	11	136	0
4	KAMPONG CHHNANG	471,616	8	69	3	2	34	3
5	KAMPONG SPEU	716,517	8	87	3	3	50	0
6	KAMPONG THOM	630,803	8	81	3	3	50	0
7	KAMPOT	585,110	8	92	4	4	50	0
8	KANDAL	1,265,085	11	147	8	5	93	3
9	KOH KONG	139,722	8	33	2	2	13	2
10	KRATIE	318,523	5	46	2	2	26	9
11	MONDOLKIRI	60,811	5	21	1	1	7	17
12	PHNOM PENH	1,325,681	7	76	4	5	17	6
13	PREAH VIHEAR	170,852	7	49	1	1	12	13
14	PREY VENG	947,357	12	116	7	7	90	2
15	PURSAT	397,107	6	49	2	2	32	3
16	RATTANAKIRI	149,997	9	49	1	1	11	18
17	SIEM REAP	896,309	12	100	4	3	60	6
18	SIHANOUKVILLE	199,902	3	22	1	1	10	2
19	STUNG TRENG	111,734	5	34	1	1	11	3
20	SVAY RIENG	482,785	7	80	3	3	37	0
21	TAKEO	843,931	10	100	5	5	72	3
22	ODAR MEANCHEY	185,443	2	5	1	2	4	0
23	KEP	35,753	5	24	1	1	17	3
24	PAILIN	70482	2	8	1	1	5	1
	TOTAL	13,388,910	185	1,621	77	75	967	108

1.National Institute of Statistic, Ministry of Planning, Population Census 2008, MoP,Phnom Penh, 2008

*.13.4 : Rounding

1.5 Socio-demographic indicators

Population	13.4 millions ¹
Urban	19.5%
Rural	80.5%
Males	48.5%
Females	51.5%
Sex Ratio (Number of males for 100 females)	94.2
Distribution of population by age group	
0 _ 4 years	11% ²
0_14 years	39.0%
5_14years	27.0%
15_49 years (Women in reproductive age only)	26.0%
Annual Population Growth Rate	1.54% ⁽³⁾
Male Life Expectancy at Birth	63.1%
Female Life Expectancy at Birth	67.5%
Average households size	4.7
Density per Km ²	75/ km ²
Health	
Total Fertility Rate (TFR)	3.4 ³
Infant Mortality Rate (IMR)	66 per 1,000 live births ¹
Under 5 Mortality Rate (U5MR)	83 per 1,000 live births ¹
Maternal Mortality Ratio (MMR)	72 per 1,000 live births ¹
Crude Birth Rate (CBR)	472 per 100,000 live births ²
Contraceptive Prevalence Rate (Moder Method)	27%
Percentage of Households with access to safe drinking water (total)	44% ²
Urban	72%
Rural	40%
Percentage of Households with toilets facility within premise (total)	22% ²
Urban	55.4
Rural	16.4%
Education	
Adult literacy age 15 and over (total)	74% ²
Male	85%
Female	64%
Economic	
Government expenditures on Health care per capita per year(USD)	2.96 ³
Household expenditure on Health care	US\$

(1) National Institute of Statistics, Ministry of Planning. Population Census 2008

(2) National Institute of Statistics, Ministry of Planning. Inter-censal population survey 2004

(3) NIS,MoP.Inter-censal,population survey 2004. Demographic Estimates and Revised Population Projection, Phnom Penh 2005

2.Utilization of Health Services

2. 1 Outpatient consultations and number of new cases by province

Province	CDName	NewCases			Total NewCases	Total NewCases	Total New Cases	Total Cases	NC/Thsh/ year
		Zone A	Zone B	Zone C	at HC	at RH			
Banteay Meanchey	Mongkol Borei	37,824	78,097	25,368	141,289	4,618	145,907	167,793	
	Ou Chrov	35,694	50,608	13,851	100,153	1,768	101,921	117,209	
	Preah Net Preah	10,947	53,880	4,098	68,925	1,297	70,222	80,755	
	Thma Puok	21,894	58,432	6,522	86,848	2,450	89,298	102,693	
	<i>Sub_total</i>	<i>106,359</i>	<i>241,017</i>	<i>49,839</i>	<i>397,215</i>	<i>10,133</i>	<i>407,348</i>	<i>468,450</i>	<i>0.60</i>
Battambang	Thma Koul	14,900	36,490	12,649	64,039	3,377	67,416	77,528	
	Mong Russei	16,228	40,308	7,047	63,583	4,591	68,174	78,400	
	Sampov Luon	7,342	17,149	2,908	27,399	995	28,394	32,653	
	Battambang	26,030	73,943	34,052	134,025	25,308	159,333	183,233	
	Sangkae	18,116	35,496	18,526	72,138	0	72,138	82,959	
<i>Sub_total</i>	<i>82,616</i>	<i>203,386</i>	<i>75,182</i>	<i>361,184</i>	<i>34,271</i>	<i>395,455</i>	<i>454,773</i>	<i>0.39</i>	
Kampong Cham	Chamkar Leu	19,183	32,271	13,329	64,783	3,159	67,942	78,133	
	Choeng Prey	27,715	76,446	20,678	124,839	3,691	128,530	147,810	
	Kampong Cham	27,707	65,152	29,398	122,257	0	122,257	140,596	
	Kroch Chhmar	12,988	28,331	11,465	52,784	0	52,784	60,702	
	Memut	17,406	61,053	4,433	82,892	4,959	87,851	101,029	
	O Reang Ov	10,885	22,762	6,112	39,759	83	39,842	45,818	
	Ponhea Krek	23,333	69,492	17,092	109,917	6,622	116,539	134,020	
	Prey Chhor	17,695	75,878	18,820	112,393	2,417	114,810	132,032	
	Srei Santhor	15,598	47,867	19,898	83,363	221	83,584	96,122	
	Tbong Khmum	26,024	61,698	19,718	107,440	0	107,440	123,556	
<i>Sub_total</i>	<i>198,534</i>	<i>540,950</i>	<i>160,943</i>	<i>900,427</i>	<i>21,152</i>	<i>921,579</i>	<i>1,059,816</i>	<i>0.55</i>	
Kampong Chhnang	Kampong Chhnang	18,613	49,372	12,793	80,778	13,798	94,576	108,762	
	Kampong Tralach	11,937	52,553	12,925	77,415	797	78,212	89,944	
	Boribo	10,782	44,659	4,530	59,971	0	59,971	68,967	
	<i>Sub_total</i>	<i>41,332</i>	<i>146,584</i>	<i>30,248</i>	<i>218,164</i>	<i>14,595</i>	<i>232,759</i>	<i>267,673</i>	<i>0.49</i>
Kampong Speu	Kampong Speu.	8,319	53,398	13,417	75,134	11,547	86,681	99,683	
	Kong Pisey	11,615	54,353	11,382	77,350	2,270	79,620	91,563	
	Ou Dongk	10,476	37,798	13,715	61,989	5,109	67,098	77,163	
	<i>Sub_total</i>	<i>30,410</i>	<i>145,549</i>	<i>38,514</i>	<i>214,473</i>	<i>18,926</i>	<i>233,399</i>	<i>268,409</i>	<i>0.32</i>
Kampong Thom	Baray and Santuk	19,468	52,383	12,331	84,182	3,012	87,194	100,273	
	Kampong Thom	26,288	66,104	18,185	110,577	2,126	112,703	129,608	
	Stong	7,666	30,459	7,536	45,661	2,240	47,901	55,086	
	<i>Sub_total</i>	<i>53,422</i>	<i>148,946</i>	<i>38,052</i>	<i>240,420</i>	<i>7,378</i>	<i>247,798</i>	<i>284,968</i>	<i>0.40</i>
Kampot	Angkor Chey	5,067	20,516	6,603	32,186	423	32,609	37,500	
	Chhouk	11,279	32,237	12,421	55,937	1,246	57,183	65,760	
	Kampong Trach	8,932	25,998	8,484	43,414	236	43,650	50,198	
	Kampot	11,524	21,193	8,045	40,762	2,844	43,606	50,147	
	<i>Sub_total</i>	<i>36,802</i>	<i>99,944</i>	<i>35,553</i>	<i>172,299</i>	<i>4,749</i>	<i>177,048</i>	<i>203,605</i>	<i>0.30</i>
Kandal	Ang Snuol	6,190	28,058	9,443	43,691	0	43,691	50,245	
	Kean Svay	46,887	69,654	25,874	142,415	9,195	151,610	174,352	
	Koh Thom	21,382	73,477	11,669	106,528	3,541	110,069	126,579	
	Ksach Kandal	14,551	44,021	8,785	67,357	1,676	69,033	79,388	
	Muk Kam Poul	22,237	26,525	7,575	56,337	0	56,337	64,788	
	Ponhea Leu	13,966	39,179	14,323	67,468	0	67,468	77,588	
	Saang	20,845	42,211	11,888	74,944	1,304	76,248	87,685	
	Takhmau	28,156	57,880	49,986	136,022	14,491	150,513	173,090	
	<i>Sub_total</i>	<i>174,214</i>	<i>381,005</i>	<i>139,543</i>	<i>694,762</i>	<i>30,207</i>	<i>724,969</i>	<i>833,714</i>	<i>0.56</i>
Koh Kong	Smach Mean Chey	7,353	11,182	400	18,935	6,748	25,683	29,535	
	Srae Ambel	5,221	9,836	741	15,798	2,604	18,402	21,162	
	<i>Sub_total</i>	<i>12,574</i>	<i>21,018</i>	<i>1,141</i>	<i>34,733</i>	<i>9,352</i>	<i>44,085</i>	<i>50,698</i>	<i>0.40</i>

Province	CDName	New Cases			Total New Cases at HC	Total New Cases at RH	Total New Cases	Total Cases	NC/Inhab/year
		Zone A	Zone B	Zone C					
Kratie	Chhlong	8,518	26,402	4,543	39,463	3,703	43,166	49,641	
	Kratie	19,613	35,826	4,944	60,383	513	60,896	70,030	
	<i>Sub_total</i>	<i>28,131</i>	<i>62,228</i>	<i>9,487</i>	<i>99,846</i>	<i>4,216</i>	<i>104,062</i>	<i>119,671</i>	<i>0.33</i>
Mondul Kiri	Sen Monorom	12,876	24,679	1,825	39,380	137	39,517	45,445	
	<i>Sub_total</i>	<i>12,876</i>	<i>24,679</i>	<i>1,825</i>	<i>39,380</i>	<i>137</i>	<i>39,517</i>	<i>45,445</i>	<i>0.66</i>
Phnom Penh	Cheung	29,334	26,435	9,403	65,172	9,818	74,990	86,239	
	Central	6,076	7,226	16,659	29,961	26,015	55,976	64,372	
	Lech	21,362	46,449	9,862	77,673	13,949	91,622	105,365	
	Tbong	40,809	23,222	11,703	75,734	0	75,734	87,094	
	<i>Sub_total</i>	<i>97,581</i>	<i>103,332</i>	<i>47,627</i>	<i>248,540</i>	<i>49,782</i>	<i>298,322</i>	<i>343,070</i>	<i>0.21</i>
Preah Vihear	Tbeng Meanchey	38,129	71,118	2,597	111,844	4,184	116,028	133,432	
	<i>Sub_total</i>	<i>38,129</i>	<i>71,118</i>	<i>2,597</i>	<i>111,844</i>	<i>4,184</i>	<i>116,028</i>	<i>133,432</i>	<i>0.71</i>
Prey Veng	Kamchay Mear	9,344	30,300	7,130	46,774	573	47,347	54,449	
	Kampong Trabek	5,824	19,939	9,080	34,843	2,499	37,342	42,943	
	Mesang	6,060	24,502	11,033	41,595	1,291	42,886	49,319	
	Neak Loeung	23,064	41,916	16,758	81,738	4,709	86,447	99,414	
	Peareang	46,796	91,845	26,292	164,933	4,843	169,776	195,242	
	Preah Sdach	14,704	41,792	12,939	69,435	790	70,225	80,759	
	Prey Veng	11,834	27,456	8,339	47,629	4,191	51,820	59,593	
	<i>Sub_total</i>	<i>117,626</i>	<i>277,750</i>	<i>91,571</i>	<i>486,947</i>	<i>18,896</i>	<i>505,843</i>	<i>581,719</i>	<i>0.53</i>
Pursat	Bakan	7,464	39,558	5,195	52,217	1,947	54,164	62,289	
	Sampov Meas	15,794	73,629	9,648	99,071	7,355	106,426	122,390	
	<i>Sub_total</i>	<i>23,258</i>	<i>113,187</i>	<i>14,843</i>	<i>151,288</i>	<i>9,302</i>	<i>160,590</i>	<i>184,679</i>	<i>0.40</i>
Ratanak Kiri	Ratanak Kiri	21,917	77,467	4,159	103,543	7,479	111,022	127,675	
<i>Sub_total</i>	<i>21,917</i>	<i>77,467</i>	<i>4,159</i>	<i>103,543</i>	<i>7,479</i>	<i>111,022</i>	<i>127,675</i>	<i>0.74</i>	
Siemreap	Kralanh	12,140	56,180	9,870	78,190	4,262	82,452	94,820	
	Siem Reap	20,666	80,635	21,969	123,270	10,863	134,133	154,253	
	Sot Nikum	32,621	135,723	32,238	200,582	7,155	207,737	238,898	
	Ankor Chhum	17,779	89,767	14,779	122,325	0	122,325	140,674	
	<i>Sub_total</i>	<i>83,206</i>	<i>362,305</i>	<i>78,856</i>	<i>524,367</i>	<i>22,280</i>	<i>546,647</i>	<i>628,644</i>	<i>0.61</i>
Sihanoukville	Sihanouk	13,423	27,221	8,156	48,800	148	48,948	56,290	
	<i>Sub_total</i>	<i>13,423</i>	<i>27,221</i>	<i>8,156</i>	<i>48,800</i>	<i>148</i>	<i>48,948</i>	<i>56,290</i>	<i>0.28</i>
Stung Treng	Steung Treng	11,167	15,984	2,751	29,902	1,435	31,337	36,038	
	<i>Sub_total</i>	<i>11,167</i>	<i>15,984</i>	<i>2,751</i>	<i>29,902</i>	<i>1,435</i>	<i>31,337</i>	<i>36,038</i>	<i>0.27</i>
Svay Rieng	Chi Phu	5,471	18,286	3,017	26,774	506	27,280	31,372	
	Romeas Hek	11,155	60,724	7,976	79,855	3,105	82,960	95,404	
	Svay Rieng	15,104	74,594	15,393	105,091	6,353	111,444	128,161	
	<i>Sub_total</i>	<i>31,730</i>	<i>153,604</i>	<i>26,386</i>	<i>211,720</i>	<i>9,964</i>	<i>221,684</i>	<i>254,937</i>	<i>0.45</i>
Takeo	Ang Rokar	9,040	71,813	33,168	114,021	5,238	119,259	137,148	
	Bati	12,866	41,802	14,917	69,585	4,837	74,422	85,585	
	Daum Keo	12,263	48,510	7,746	68,519	42,943	111,462	128,181	
	Kirivong	22,491	78,373	10,766	111,630	6,828	118,458	136,227	
	Prey Kabass	28,693	78,041	36,470	143,204	4,400	147,604	169,745	
	<i>Sub_total</i>	<i>85,353</i>	<i>318,539</i>	<i>103,067</i>	<i>506,959</i>	<i>64,246</i>	<i>571,205</i>	<i>656,886</i>	<i>0.65</i>

Province	CDName	New Cases			Total New Cases at HC	Total New Cases at RH	Total New Cases	Total Cases	NC/(Inhab)/year
		Zone A	Zone B	Zone C					
Oddar Meanchey	Samraong	14,484	67,617	6,945	89,046	3,213	92,259	106,098	
	<i>Sub_total</i>	<i>14,484</i>	<i>67,617</i>	<i>6,945</i>	<i>89,046</i>	<i>3,213</i>	<i>92,259</i>	<i>106,098</i>	<i>0.50</i>
Kep	Kep	2,704	2,121	852	5,677	5,246	10,923	12,561	
	<i>Sub_total</i>	<i>2,704</i>	<i>2,121</i>	<i>852</i>	<i>5,677</i>	<i>5,246</i>	<i>10,923</i>	<i>12,561</i>	<i>0.25</i>
Pailin	Pailin	6,083	14,045	4,452	24,580	1,685	26,265	30,205	
	<i>Sub_total</i>	<i>6,083</i>	<i>14,045</i>	<i>4,452</i>	<i>24,580</i>	<i>1,685</i>	<i>26,265</i>	<i>30,205</i>	<i>0.42</i>
	Total	<i>1,323,931</i>	<i>3,619,596</i>	<i>972,589</i>	<i>5,916,116</i>	<i>352,976</i>	<i>6,269,092</i>	<i>7,209,456</i>	<i>0.47</i>
<i>National Hospital</i>									
	Ang Daung					46,520	46,520	93,040	
	Calmette					45,623	45,623	91,246	
	CENAT					8,964	8,964	17,928	
	Khmer-Soviet					98,160	98,160	196,320	
	Kossamak					23,036	23,036	46,072	
	Kuntak Bopha					386,022	386,022	772,044	
	MCH					19,988	19,988	39,976	
	NHP					99,303	99,303	198,606	
	Jayavaraman 7	84,409	67,329	52,298		204,036	204,036	246,436	
	<i>Total</i>	<i>84,409</i>	<i>67,329</i>	<i>52,298</i>		<i>931,652</i>	<i>931,652</i>	<i>1,706,457</i>	
	Whole Country	1,408,340	3,686,925	1,024,887	5,916,116	1,284,628	7,200,744	8,915,913	0.54

2 - 2 - Outpatient Consultations and New Cases by age group by Province

		0_4yrs	5_14yrs	15_49yrs	≥ 50yrs	Total
Banteay Meanchey	Mongkol Borei	32,767	21,045	69,129	22,966	145,907
	Ou Chrov	19,188	14,564	54,988	13,181	101,921
	Preah Net Preah	15,776	10,719	31,099	12,628	70,222
	Thma Puok	17,880	17,419	42,667	11,332	89,298
	<i>Sub_total</i>	<i>85,611</i>	<i>63,747</i>	<i>197,883</i>	<i>60,107</i>	<i>407,348</i>
Battambang	Thma Koul	16,727	8,982	30,784	10,923	67,416
	Mong Russei	14,424	10,005	31,688	12,057	68,174
	Sampov Luon	6,282	3,607	15,128	3,377	28,394
	Battambang	38,595	23,750	71,690	25,298	159,333
	Sangkae	13,469	9,384	37,649	11,636	72,138
<i>Sub_total</i>	<i>89,498</i>	<i>55,727</i>	<i>186,939</i>	<i>63,291</i>	<i>395,455</i>	
Kampong Cham	Chamkar Leu	14,629	9,307	30,601	13,405	67,942
	Choeung Prey	27,161	23,396	52,404	25,569	128,530
	Kampong Cham	25,885	20,838	51,726	23,808	122,257
	Kroch Chhmar	8,165	8,459	24,439	11,721	52,784
	Memut	19,144	15,791	41,226	11,690	87,851
	O Reang Ov	6,494	8,224	16,161	8,963	39,842
	Ponhea Krek	29,360	18,835	53,213	15,131	116,539
	Prey Chhor	23,637	22,257	44,708	24,208	114,810
	Srei Santhor	20,314	14,918	30,863	17,489	83,584
	Tbong Khmum	21,383	20,614	44,002	21,441	107,440
<i>Sub_total</i>	<i>196,021</i>	<i>162,946</i>	<i>389,184</i>	<i>173,428</i>	<i>921,579</i>	
Kampong Chhnang	Kampong Chhnang	19,788	15,954	39,881	18,953	94,576
	Kampong Tralach	11,813	12,635	41,109	12,655	78,212
	Boribo	9,399	10,554	28,057	11,961	59,971
<i>Sub_total</i>	<i>41,000</i>	<i>39,141</i>	<i>109,051</i>	<i>43,567</i>	<i>232,759</i>	
Kampong Speu	Kampong Speu	13,858	15,898	39,501	17,424	86,681
	Kong Pisey	14,342	15,116	32,922	17,240	79,620
	Ou Dong	13,616	13,166	28,930	11,386	67,098
<i>Sub_total</i>	<i>40,539</i>	<i>42,903</i>	<i>100,075</i>	<i>44,773</i>	<i>233,399</i>	

		0_4yrs	5_14yrs	15_49yrs	≥ 50yrs	Total
Kampong Thom	Baray and Santuk	15,505	15,056	38,307	18,326	87,194
	Kampong Thom	17,591	19,761	52,238	23,113	112,703
	Stong	10,088	8,622	20,797	8,394	47,901
	<i>Sub_total</i>	<i>43,807</i>	<i>44,062</i>	<i>112,345</i>	<i>50,453</i>	<i>247,798</i>
Kampot	Angkor Chey	5,319	3,190	16,180	7,920	32,609
	Chhouk	8,811	6,230	32,187	9,955	57,183
	Kampong Trach	6,645	3,923	21,053	12,029	43,650
	Kampot	4,411	4,925	23,188	11,082	43,606
	<i>Sub_total</i>	<i>25,186</i>	<i>18,268</i>	<i>92,608</i>	<i>40,986</i>	<i>177,048</i>
Kandal	Ang Snuol	10,208	8,961	14,003	10,519	43,691
	Kean Svay	35,466	24,022	66,625	25,497	151,610
	Koh Thom	19,101	19,380	49,707	21,881	110,069
	Ksach Kandal	15,188	9,914	30,629	13,302	69,033
	Muk Kam Poul	11,212	12,205	20,967	11,953	56,337
	Ponhea Leu	18,077	13,490	24,329	11,572	67,468
	Saang	20,120	15,748	25,628	14,752	76,248
	Takhmau	50,196	23,869	48,849	27,599	150,513
	<i>Sub_total</i>	<i>179,568</i>	<i>127,589</i>	<i>280,737</i>	<i>137,075</i>	<i>724,969</i>
Koh Kong	Smach Mean Chey	6,905	5,801	8,002	4,975	25,683
	Srae Ambel	6,792	4,720	1,992	4,898	18,402
	<i>Sub_total</i>	<i>13,697</i>	<i>10,521</i>	<i>9,994</i>	<i>9,873</i>	<i>44,085</i>
Kratie	Chhlong	8,924	6,864	18,964	8,414	43,166
	Kratie	12,941	9,360	29,253	9,342	60,896
	<i>Sub_total</i>	<i>21,865</i>	<i>16,224</i>	<i>48,217</i>	<i>17,756</i>	<i>104,062</i>
Mondul Kiri	Sen Monorom	10,274	7,729	17,081	4,433	39,517
	<i>Sub_total</i>	<i>10,274</i>	<i>7,729</i>	<i>17,081</i>	<i>4,433</i>	<i>39,517</i>
Phnom Penh	Cheung	12,779	14,219	35,356	12,636	74,990
	Central	10,794	14,941	15,486	14,755	55,976
	Lech	16,760	18,468	38,880	17,514	91,622
	Tbong	17,668	9,942	36,900	11,224	75,734
	<i>Sub_total</i>	<i>58,001</i>	<i>57,570</i>	<i>126,622</i>	<i>56,129</i>	<i>298,322</i>

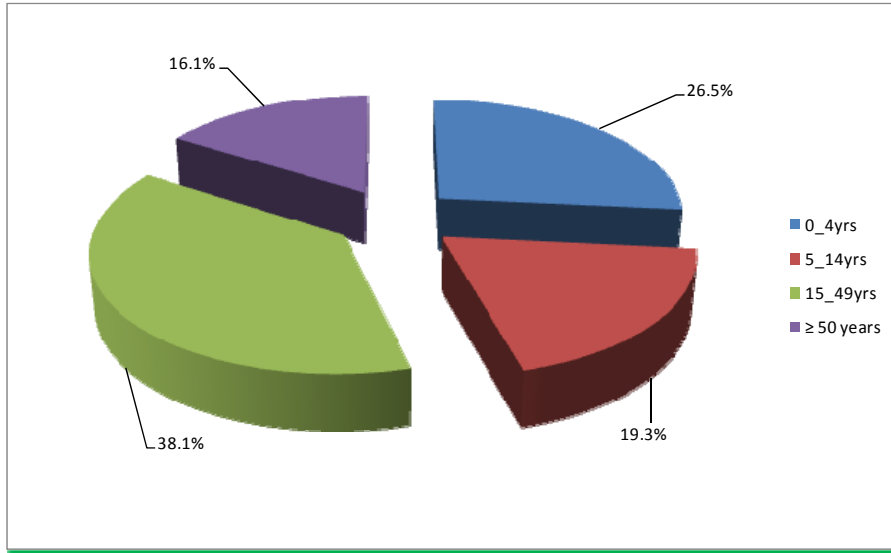
		0_4yrs	5_14yrs	15_49yrs	≥ 50yrs	Total
Preah Vihear	Tbeng Meanchey	23,706	21,386	53,013	17,923	116,028
	<i>Sub_total</i>	<i>23,706</i>	<i>21,386</i>	<i>53,013</i>	<i>17,923</i>	<i>116,028</i>
Prey Veng	Kamchay Mear	9,146	9,467	19,788	8,946	47,347
	Kampong Trabek	5,607	7,793	16,097	7,845	37,342
	Mesang	9,353	7,838	17,176	8,519	42,886
	Neak Loeung	12,971	16,079	37,498	19,899	86,447
	Peareang	39,166	36,382	57,687	36,541	169,776
	Preah Sdach	17,411	18,038	19,877	14,899	70,225
	Prey Veng	8,732	11,660	17,056	14,372	51,820
	<i>Sub_total</i>	<i>102,386</i>	<i>107,257</i>	<i>185,179</i>	<i>111,021</i>	<i>505,843</i>
Pursat	Bakan	12,111	7,873	26,807	7,373	54,164
	Sampov Meas	19,657	14,317	52,913	19,539	106,426
	<i>Sub_total</i>	<i>31,768</i>	<i>22,190</i>	<i>79,720</i>	<i>26,912</i>	<i>160,590</i>
Ratanak Kiri	Ratanak Kiri	24,164	24,972	46,375	15,511	111,022
	<i>Sub_total</i>	<i>24,164</i>	<i>24,972</i>	<i>46,375</i>	<i>15,511</i>	<i>111,022</i>
Siemreap	Kralanh	20,729	11,983	38,320	11,420	82,452
	Siem Reap	33,952	19,986	62,468	17,727	134,133
	Sot Nikum	48,653	33,438	93,323	32,323	207,737
	Ankor Chhum	33,955	20,195	53,486	14,689	122,325
	<i>Sub_total</i>	<i>137,289</i>	<i>85,602</i>	<i>247,597</i>	<i>76,159</i>	<i>546,647</i>
Sihanoukville	Sihanouk	10,089	7,548	21,581	9,730	48,948
	<i>Sub_total</i>	<i>10,089</i>	<i>7,548</i>	<i>21,581</i>	<i>9,730</i>	<i>48,948</i>
Stung Treng	Stung Treng	5,290	5,447	16,957	3,643	31,337
	<i>Sub_total</i>	<i>5,290</i>	<i>5,447</i>	<i>16,957</i>	<i>3,643</i>	<i>31,337</i>
Svay Rieng	Chi Phu	3,605	4,089	13,324	6,262	27,280
	Romeas Hek	19,483	19,991	29,656	13,830	82,960
	Svay Rieng	24,516	14,181	47,871	24,876	111,444
	<i>Sub_total</i>	<i>47,604</i>	<i>38,261</i>	<i>90,851</i>	<i>44,968</i>	<i>221,684</i>

		0_4yrs	5_14yrs	15_49yrs	≥ 50yrs	Total
Takeo	Ang Rokar	37,129	20,941	40,992	20,197	119,259
	Bati	15,343	15,681	24,160	19,238	74,422
	Daun Keo	18,652	25,621	31,793	35,396	111,462
	Kirivong	31,126	17,464	45,815	24,053	118,458
	Prey Kabass	36,463	33,212	50,853	27,076	147,604
	<i>Sub_total</i>	<i>138,713</i>	<i>112,919</i>	<i>193,613</i>	<i>125,960</i>	<i>571,205</i>
Oddar Meanchey	Samrong	21,311	16,478	45,113	9,357	92,259
	<i>Sub_total</i>	<i>21,311</i>	<i>16,478</i>	<i>45,113</i>	<i>9,357</i>	<i>92,259</i>
Kep	Kep	1,136	1,732	3,905	4,150	10,923
	<i>Sub_total</i>	<i>1,136</i>	<i>1,732</i>	<i>3,905</i>	<i>4,150</i>	<i>10,923</i>
Pailin	Pailin	7,399	5,281	9,591	3,994	26,265
	<i>Sub_total</i>	<i>7,399</i>	<i>5,281</i>	<i>9,591</i>	<i>3,994</i>	<i>26,265</i>
<i>Total</i>		<i>1,355,922</i>	<i>1,095,500</i>	<i>2,664,231</i>	<i>1,151,199</i>	<i>6,269,092</i>
National Hospital						
	Ang Daung	4,292	9,684	21,618	10,926	46,520
	Calmette	856	9,492	22,434	12,841	45,623
	CENAT	0	0	0	8,964	8,964
	Khmer-Soviet	3,975	6,768	64,106	23,311	98,160
	Kossamak	93	1,991	13,395	7,557	23,036
	Kuntak Bopha	270,860	115,162	0	0	386,022
	MCH	85	5	19,268	630	19,988
	NHP	58,767	40,536	0	0	99,303
	Jayavaraman 7	117,516	86,520	0	0	204,036
	<i>Total</i>	<i>456,444</i>	<i>270,158</i>	<i>140,821</i>	<i>64,229</i>	<i>931,652</i>
	Whole Country	1,812,926	1,366,218	2,805,612	1,215,988	7,200,744

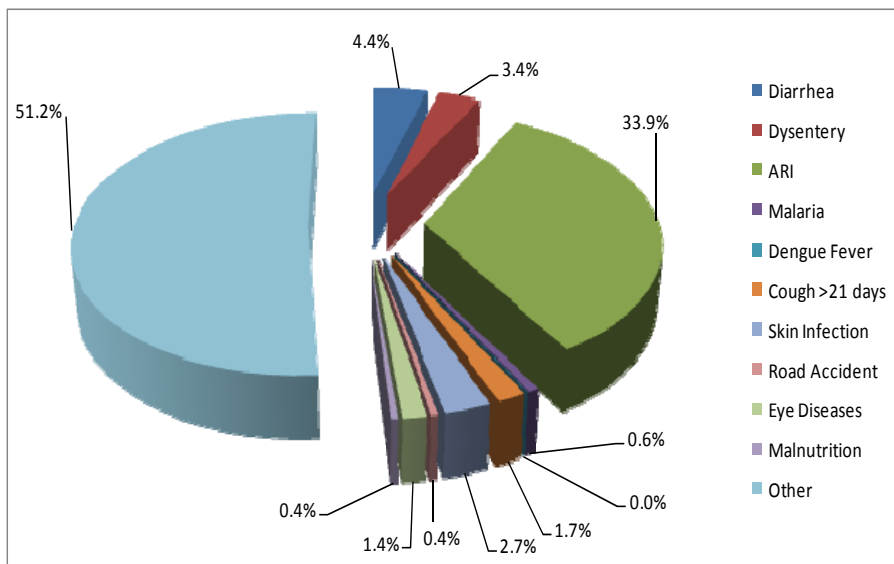
2 -3 - Out-Patient Consultations , New Cases by Province , by age group and by Diseases

Diseases	0_4yrs	5_14yrs	15_49yrs	≥ 50 years	Total
Simple Diarrhea	114,690	51,208	84,511	37,067	287,476
Sever Diarrhea	7,013	5,114	10,032	4,833	26,992
Dysentery	62,642	44,177	96,517	39,354	242,690
Upper ARI	501,476	325,765	588,019	200,452	1,615,712
Lower ARI	320,894	140,979	224,734	126,057	812,664
Cough more than 21 days	643	3,356	61,465	55,353	120,817
Malaria	2,697	7,420	31,850	3,071	45,038
Dengue fever	1,327	1,430	125	39	2,921
Measles	75	63	40	11	189
Diphtheria	0	0	1	0	1
Pertussis	27	55	24	6	112
Acute Flaccid Paralysis	1	1	9	11	22
Neonatal Tetanus	33	0	0	0	33
Other Tetanus	4	40	91	65	200
High blood pressure	0	0	29,237	47,895	77,132
Skin infection	42,623	44,181	78,282	30,458	195,544
Urethral Discharge	55	203	12,391	1,876	14,525
Vaginal Discharge	79	772	122,933	14,333	138,117
Genital Ulcer	7	25	2,699	265	2,996
Genital Warts	10	19	273	49	351
Traffic accident	1,717	4,640	18,279	4,802	29,438
Mine Accidents	61	80	225	51	417
Eyes diseases	16,896	18,903	44,060	22,783	102,642
Goiter Problem	35	214	741	370	1,360
Substance abuse	44	63	841	266	1,214
Other Mental Health	1,004	1,105	16,534	7,452	26,095
Malnutrition (Weight/Age)	13,585	955	0	0	14,540
Others	725,288	715,347	1,138,189	618,497	3,197,321
Whole Country	1,812,926	1,366,218	2,805,612	1,215,988	7,200,744

2.3.1 Main Health Problem of Out-patients by age group



2.3.2 Main Health problem of Out-patients by health problems



2.2 Antenatal Care Activities

2.2.1 Antenatal Consultation by Province

Province	OD	ANC_1	ANC_2	ANC_3	ANC_4	ANC_5	Total ANC	ANC2 Coverage rate
Banteay Meanchey								
	Mongkol Borei	7,397	5,586	3,950	2,924	651	24,337	
	Ou Chrov	6,435	4,069	2,291	1,361	636	14,793	
	Preah Net Preah	3,002	2,644	1,871	1,459	475	10,240	
	Thma Puok	2,832	2,301	1,501	979	891	8,508	
	<i>Sub_total</i>	19,666	14,600	9,613	6,723	2,653	57,878	72%
Battambang								
	Thma Koul	5,027	4,171	2,504	1,586	638	14,917	
	Mong Russei	5,011	3,664	2,372	1,324	965	13,818	
	Sampov Luon	4,062	3,406	1,313	625	462	9,676	
	Battambang	9,856	7,971	5,608	4,028	981	35,714	
	Sangkae	4,609	3,446	2,408	1,810	853	14,846	
	<i>Sub_total</i>	28,565	22,658	14,205	9,373	3,899	88,971	74%
Kampong Cham								
	Chamkar Leu	3,796	3,167	1,609	1,361	621	11,037	
	Choeung Prey	5,253	5,524	2,648	2,358	615	17,140	
	Kampong Cham	5,816	4,132	2,526	1,661	911	16,759	
	Kroch Chhmar	3,218	1,673	813	347	91	6,162	
	Memut	3,767	2,905	1,999	1,318	246	11,118	
	O Reang Ov	1,917	1,136	509	242	89	3,867	
	Ponhea Krek	4,961	4,155	2,580	1,641	563	15,118	
	Prey Chhor	4,875	4,666	2,308	1,698	401	15,517	
	Srei Santhor	2,533	2,823	1,377	1,122	230	7,780	
	Tbong Khmum	5,488	4,026	1,843	1,389	523	13,167	
	<i>Sub_total</i>	41,624	34,207	18,212	14,137	4,290	117,665	68%
Kampong Chhnang								
	Kampong Chhnang	5,738	4,189	2,847	2,084	953	16,964	
	Kampong Tralach	5,855	5,065	4,072	3,177	743	22,520	
	Boribo	3,231	2,188	1,566	1,065	744	8,835	
	<i>Sub_total</i>	14,824	11,442	8,485	6,326	2,440	48,319	71%
Kampong Speu								
	Kampong Speu.	9,176	8,050	4,303	1,960	993	24,519	
	Kong Pisey	5,570	3,923	2,195	1,073	691	12,757	
	Ou Dongk	3,591	2,808	1,683	1,163	249	9,860	
	<i>Sub_total</i>	18,337	14,781	8,181	4,196	1,933	47,136	67%
Kampong Thom								
	Baray and Santuk	4,916	3,515	2,103	1,162	966	12,910	
	Kampong Thom	5,467	3,842	2,316	1,400	742	13,892	
	Stong	2,999	2,385	818	347	348	6,828	
	<i>Sub_total</i>	13,382	9,742	5,237	2,909	2,431	33,630	51%
Kampot								
	Angkor Chey	2,081	1,919	1,207	736	472	6,440	
	Chhouk	4,044	3,999	1,988	1,004	383	11,450	
	Kampong Trach	3,587	2,955	1,000	460	165	8,166	
	Kampot	2,903	1,921	1,290	838	923	7,797	
	<i>Sub_total</i>	12,615	10,794	5,485	3,038	1,943	33,853	66%

Province	OD	ANC_1	ANC_2	ANC_3	ANC_4	ANC_5	Total ANC	ANC2 Coverage rate
Kandal	Ang Snuol	3,234	2,609	1,908	1,338	402	9,491	
	Kean Svay	4,588	3,035	2,006	1,246	559	11,387	
	Koh Thom	3,409	2,839	1,932	1,191	795	10,179	
	Ksach Kandal	3,151	2,091	1,710	1,117	882	8,952	
	Muk Kam Poul	2,720	2,000	1,189	762	792	7,645	
	Ponhea Leu	4,574	3,670	1,767	896	363	11,362	
	Saang	3,862	2,579	1,495	797	437	9,072	
	Takhmau	7,521	6,083	4,202	4,161	709	23,179	
	<i>Sub_total</i>	<i>33,059</i>	<i>24,906</i>	<i>16,209</i>	<i>11,508</i>	<i>6,054</i>	<i>91,267</i>	<i>76%</i>
Koh Kong	Smach Mean Chey	1,515	1,350	809	560	440	4,783	
	Srae Ambel	1,707	1,270	569	270	186	3,996	
	<i>Sub_total</i>	<i>3,222</i>	<i>2,620</i>	<i>1,378</i>	<i>830</i>	<i>626</i>	<i>8,779</i>	<i>65%</i>
Kratie	Chhlong	2,103	1,358	680	440	179	4,833	
	Kratie	4,866	2,891	1,759	1,042	292	10,894	
	<i>Sub_total</i>	<i>6,969</i>	<i>4,249</i>	<i>2,439</i>	<i>1,482</i>	<i>471</i>	<i>15,727</i>	<i>42%</i>
Mondul Kiri	Sen Monorom	1,800	1,403	633	441	45	4,257	
	<i>Sub_total</i>	<i>1,800</i>	<i>1,403</i>	<i>633</i>	<i>441</i>	<i>45</i>	<i>4,257</i>	<i>58%</i>
Phnom Penh	Cheung	3,527	3,615	2,158	1,712	992	12,082	
	Central	4,967	2,834	1,926	1,653	903	12,917	
	Lech	8,648	5,983	4,689	4,271	691	25,807	
	Tbong	6,418	4,122	2,812	1,766	949	15,903	
	<i>Sub_total</i>	<i>23,560</i>	<i>16,554</i>	<i>11,585</i>	<i>9,402</i>	<i>3,535</i>	<i>66,709</i>	<i>62%</i>
Preah Vihear	Tbeng Meanchey	3,984	2,921	1,424	657	459	9,445	
	<i>Sub_total</i>	<i>3,984</i>	<i>2,921</i>	<i>1,424</i>	<i>657</i>	<i>459</i>	<i>9,445</i>	<i>55%</i>
Prey Veng	Kamchay Mear	2,418	1,956	917	524	270	6,102	
	Kampong Trabek	2,952	2,069	939	381	209	6,550	
	Mesang	3,015	2,034	1,289	704	357	7,399	
	Neak Loeung	4,175	3,091	1,781	1,072	428	10,547	
	Peareang	4,503	4,245	3,753	3,026	609	18,232	
	Preah Sdach	2,943	1,891	1,369	947	269	8,255	
	Prey Veng	4,341	2,978	1,533	834	349	10,035	
	<i>Sub_total</i>	<i>24,347</i>	<i>18,264</i>	<i>11,581</i>	<i>7,488</i>	<i>5,411</i>	<i>67,120</i>	<i>71%</i>
Pursat	Bakan	3,743	3,508	1,901	1,072	853	11,337	
	Sampov Meas	7,913	6,594	4,301	2,702	935	24,856	
	<i>Sub_total</i>	<i>11,656</i>	<i>10,102</i>	<i>6,202</i>	<i>3,774</i>	<i>1,788</i>	<i>36,193</i>	<i>79%</i>
Ratanak Kiri	Ratanak Kiri	4,235	3,246	1,485	740	534	10,173	
	<i>Sub_total</i>	<i>4,235</i>	<i>3,246</i>	<i>1,485</i>	<i>740</i>	<i>534</i>	<i>10,173</i>	<i>53%</i>

Province	OD	ANC_1	ANC_2	ANC_3	ANC_4	ANC_5	Total ANC	ANC2 Coverage rate
Siemreap	Kralanh	3,089	2,911	1,456	839	801	9,445	
	Siem Reap	11,430	10,176	4,564	2,730	946	31,477	
	Sot Nikum	7,369	5,849	3,135	1,560	713	19,682	
	Ankor Chhum	6,172	4,765	3,582	2,462	905	20,577	
	<i>Sub_total</i>	28,060	23,701	12,737	7,591	3,365	81,181	83%
Sihanoukville	Sihanouk	4,380	2,766	1,945	1,264	935	11,225	
	<i>Sub_total</i>	4,380	2,766	1,945	1,264	935	11,225	48%
Stung Treng	Steung Treng	3,153	2,514	1,416	726	431	8,251	
	<i>Sub_total</i>	3,153	2,514	1,416	726	431	8,251	73%
Svay Rieng	Chi Phu	2,571	1,756	1,194	326	346	5,906	
	Romeas Hek	3,478	3,258	2,141	1,386	530	11,688	
	Svay Rieng	7,960	6,162	3,818	2,352	731	23,061	
	<i>Sub_total</i>	14,009	11,176	7,153	4,064	3,272	40,655	93%
Takeo	Ang Rokar	3,907	4,459	2,104	1,272	387	12,105	
	Bati	4,537	3,460	2,510	1,778	504	13,057	
	Daun Keo	3,796	2,918	1,606	846	268	9,429	
	Kirivong	4,549	4,660	2,730	1,559	879	14,280	
	Prey Kabass	4,256	3,834	3,245	2,332	975	15,636	
	<i>Sub_total</i>	21,045	19,331	12,195	7,787	4,631	64,507	82%
Oddar Meanchey	Samraong	5,809	4,378	2,880	1,961	524	16,431	
	<i>Sub_total</i>	5,809	4,378	2,880	1,961	1,548	16,431	81%
Kep	Kep	412	319	72	20	0	771	
	<i>Sub_total</i>	412	319	72	20	0	771	33%
Pailin	Pailin	2,153	1,628	1,139	1,111	335	6,107	
	<i>Sub_total</i>	2,153	1,628	1,139	1,111	335	6,107	33%
	<i>Total</i>	340,866	268,302	161,891	107,548	101,176	966,250	82%
<i>National Hospital</i>								
	Ang Daung	0	0	0	0	0	0	
	Calmette	5,454	3,490	2,910	2,291	920	18,555	
	CENAT	0	0	0	0	0	0	
	Khmer-Soviet	0	0	0	0	0	0	
	Kossamak	0	0	0	0	0	0	
	Kuntak Bopha	0	0	0	0	0	0	
	MCH	8,074	5,275	4,025	3,107	1,799	26,092	
	NHP	0	0	0	0	0	0	
	Jayavaraman 7	0	0	0	0	0	0	
	<i>Total</i>	13,528	8,765	6,935	5,398	2,719	44,647	
	Whole Country	354,394	277,067	168,826	112,946	111,197	1,010,897	81%

2.2.2 Number and % of Pregnancies at Risks and Cases referred by Province & National

Province	OD	First	Risk Pregnancies		Referred		VCCT Volunteer Pregnancies	HIV+ Pregnancies
		Consultations	Number	%	Number	%		
Banteay Meanchey								
	Mongkol Borei	7,397	935	12.64%	69	0.93%	2,306	26
	Ou Chrov	6,435	585	9.09%	43	0.67%	2,229	22
	Preah Net Preah	3,002	342	11.39%	33	1.10%	504	1
	Thma Puok	2,832	137	4.84%	129	4.56%	1,233	1
	<i>Sub_total</i>	<i>19,666</i>	<i>1,999</i>	<i>10.16%</i>	<i>274</i>	<i>1.39%</i>	<i>6,272</i>	<i>50</i>
Battambang								
	Thma Koul	5,027	716	14.24%	92	1.83%	1,132	4
	Mong Russei	5,011	663	13.23%	147	2.93%	2,163	13
	Sampov Luon	4,062	668	16.45%	133	3.27%	1,296	9
	Battambang	9,856	1,265	12.83%	262	2.66%	2,298	12
	Sangkae	4,609	601	13.04%	124	2.69%	2,185	12
	<i>Sub_total</i>	<i>28,565</i>	<i>3,913</i>	<i>13.70%</i>	<i>758</i>	<i>2.65%</i>	<i>9,074</i>	<i>50</i>
Kampong Cham								
	Chamkar Leu	3,796	402	10.59%	112	2.95%	211	0
	Choeung Prey	5,253	245	4.66%	159	3.03%	21	0
	Kampong Cham	5,816	192	3.30%	143	2.46%	1,547	4
	Kroch Chhmar	3,218	10	0.31%	11	0.34%	131	0
	Memut	3,767	279	7.41%	28	0.74%	0	0
	O Reang Ov	1,917	464	24.20%	13	0.68%	0	0
	Ponhea Krek	4,961	88	1.77%	109	2.20%	225	0
	Prey Chhor	4,875	563	11.55%	68	1.39%	281	1
	Srei Santhor	2,533	50	1.97%	51	2.01%	16	0
	Tbong Khmum	5,488	19	0.35%	62	1.13%	497	7
	<i>Sub_total</i>	<i>41,624</i>	<i>2,312</i>	<i>5.55%</i>	<i>756</i>	<i>1.82%</i>	<i>2,929</i>	<i>12</i>
Kampong Chhnang								
	Kampong Chhnang	5,738	972	16.94%	56	0.98%	878	22
	Kampong Tralach	5,855	848	14.48%	115	1.96%	1,123	4
	Boribo	3,231	632	19.56%	23	0.71%	457	2
	<i>Sub_total</i>	<i>14,824</i>	<i>2,452</i>	<i>16.54%</i>	<i>194</i>	<i>1.31%</i>	<i>2,458</i>	<i>28</i>
Kampong Speu								
	Kampong Speu.	9,176	175	1.91%	118	1.29%	1,519	6
	Kong Pisey	5,570	270	4.85%	90	1.62%	3	0
	Ou Dongk	3,591	254	7.07%	95	2.65%	310	2
	<i>Sub_total</i>	<i>18,337</i>	<i>699</i>	<i>3.81%</i>	<i>303</i>	<i>1.65%</i>	<i>1,832</i>	<i>8</i>

Province	OD	First		Risk Pregnancies		Referred		VCCT Volunteer Pregnancies	HIV+ Pregnancies
		Consultations	Number	%	Number	%			
Kampong Thom									
	Baray and Santuk	4,916	96	1.95%	29	0.59%	807	5	
	Kampong Thom	5,467	193	3.53%	112	2.05%	1,616	12	
	Stong	2,999	162	5.40%	171	5.70%	844	2	
	<i>Sub_total</i>	<i>13,382</i>	<i>451</i>	<i>3.37%</i>	<i>312</i>	<i>2.33%</i>	<i>3,267</i>	<i>19</i>	
Kampot									
	Angkor Chey	2,081	17	0.82%	14	0.67%	21	0	
	Chhouk	4,044	77	1.90%	32	0.79%	475	6	
	Kampong Trach	3,587	12	0.33%	3	0.08%	536	2	
	Kampot	2,903	152	5.24%	22	0.76%	1,229	11	
	<i>Sub_total</i>	<i>12,615</i>	<i>258</i>	<i>2.05%</i>	<i>71</i>	<i>0.56%</i>	<i>2,261</i>	<i>19</i>	
Kandal									
	Ang Snuol	3,234	153	4.73%	55	1.70%	44	0	
	Kean Svay	4,588	142	3.10%	33	0.72%	376	15	
	Koh Thom	3,409	665	19.51%	69	2.02%	438	4	
	Ksach Kandal	3,151	516	16.38%	78	2.48%	707	1	
	Muk Kam Poul	2,720	82	3.01%	15	0.55%	1,405	5	
	Ponhea Leu	4,574	171	3.74%	47	1.03%	1,525	12	
	Saang	3,862	304	7.87%	121	3.13%	517	5	
	Takhmau	7,521	333	4.43%	100	1.33%	1,656	3	
	<i>Sub_total</i>	<i>33,059</i>	<i>2,366</i>	<i>7.16%</i>	<i>518</i>	<i>1.57%</i>	<i>6,668</i>	<i>45</i>	
Koh Kong									
	Smach Mean Chey	1,515	169	11.16%	33	2.18%	489	9	
	Srae Ambel	1,707	257	15.06%	19	1.11%	222	0	
	<i>Sub_total</i>	<i>3,222</i>	<i>426</i>	<i>13.22%</i>	<i>52</i>		<i>711</i>	<i>9</i>	
Kratie									
	Chhlong	2,103	959	45.60%	184	8.75%	306	2	
	Kratie	4,866	2,035	41.82%	135	2.77%	697	3	
	<i>Sub_total</i>	<i>6,969</i>	<i>2,994</i>	<i>42.96%</i>	<i>319</i>	<i>4.58%</i>	<i>1,003</i>	<i>5</i>	
Mondul Kiri									
	Sen Monorom	1,800	180	10.00%	26	1.44%	129	17	
	<i>Sub_total</i>	<i>1,800</i>	<i>180</i>	<i>10.00%</i>	<i>26</i>	<i>1.44%</i>	<i>129</i>	<i>17</i>	

Province	OD	First		Risk Pregnancies		Referred		VCCT Volunteer Pregnancies	HIV+ Pregnancies
		Consultations		Number	%	Number	%		
Phnom Penh									
	Cheung	3,527		70	1.98%	43	1.22%	1,056	18
	Central	4,967		20	0.40%	16	0.32%	1,997	21
	Lech	8,648		52	0.60%	15	0.17%	4,026	29
	Tbong	6,418		56	0.87%	20	0.31%	905	8
	<i>Sub_total</i>	<i>23,560</i>		<i>198</i>	<i>0.84%</i>	<i>94</i>	<i>0.40%</i>	<i>7,984</i>	<i>76</i>
Preah Vihear									
	Tbeng Meanchey	3,984		56	1.41%	50	1.26%	98	1
	<i>Sub_total</i>	<i>3,984</i>		<i>56</i>	<i>1.41%</i>	<i>50</i>	<i>1.26%</i>	<i>98</i>	<i>1</i>
Prey Veng									
	Kamchay Mear	2,418		195	8.06%	54	2.23%	56	0
	Kampong Trabek	2,952		143	4.84%	36	1.22%	666	0
	Mesang	3,015		96	3.18%	116	3.85%	1,193	24
	Neak Loeung	4,175		186	4.46%	34	0.81%	2,585	64
	Peareang	4,503		436	9.68%	357	7.93%	379	1
	Preah Sdach	2,943		73	2.48%	65	2.21%	1,945	1
	Prey Veng	4,341		102	2.35%	51	1.17%	0	0
	<i>Sub_total</i>	<i>24,347</i>		<i>1,231</i>	<i>5.06%</i>	<i>713</i>	<i>2.93%</i>	<i>6,824</i>	<i>90</i>
Pursat									
	Bakan	3,743		381	10.18%	39	1.04%	792	16
	Sampov Meas	7,913		1,149	14.52%	70	0.88%	2,204	10
	<i>Sub_total</i>	<i>11,656</i>		<i>1,530</i>	<i>13.13%</i>	<i>109</i>	<i>0.94%</i>	<i>2,996</i>	<i>26</i>
Ratanak Kiri									
	Ratanak Kiri	4,235		186	4.39%	47	1.11%	0	0
	<i>Sub_total</i>	<i>4,235</i>		<i>186</i>	<i>4.39%</i>	<i>47</i>	<i>1.11%</i>	<i>0</i>	<i>0</i>
Siemreap									
	Kralanh	3,089		219	7.09%	27	0.87%	793	2
	Siem Reap	11,430		557	4.87%	176	1.54%	2,224	11
	Sot Nikum	7,369		701	9.51%	35	0.47%	629	2
	Ankor Chhum	6,172		282	4.57%	40	0.65%	549	0
	<i>Sub_total</i>	<i>28,060</i>		<i>1,759</i>	<i>6.27%</i>	<i>278</i>	<i>0.99%</i>	<i>4,195</i>	<i>15</i>
Sihanoukville									
	Sihanouk	4,380		125	2.85%	60	1.37%	1,771	29
	<i>Sub_total</i>	<i>4,380</i>		<i>125</i>	<i>2.85%</i>	<i>60</i>	<i>1.37%</i>	<i>1,771</i>	<i>29</i>

Province	OD	First	Risk Pregnancies		Referred		VCCT Volunteer	HIV+
		Consultations	Number	%	Number	%	Pregnancies	Pregnancies
Stung Treng								
	Steung Treng	3,153	508	16.11%	81	2.57%	768	6
	<i>Sub_total</i>	<i>3,153</i>	<i>508</i>	<i>16.11%</i>	<i>81</i>	<i>2.57%</i>	<i>768</i>	<i>6</i>
Svay Rieng								
	Chi Phu	2,571	270	10.50%	40	1.56%	476	5
	Romeas Hek	3,478	253	7.27%	78	2.24%	957	4
	Svay Rieng	7,960	728	9.15%	212	2.66%	1,901	7
	<i>Sub_total</i>	<i>14,009</i>	<i>1,251</i>	<i>8.93%</i>	<i>330</i>	<i>2.36%</i>	<i>3,334</i>	<i>16</i>
Takeo								
	Ang Rokar	3,907	82	2.10%	95	2.43%	690	1
	Bati	4,537	471	10.38%	36	0.79%	279	0
	Daun Keo	3,796	22	0.58%	20	0.53%	562	11
	Kirivong	4,549	203	4.46%	75	1.65%	3,464	11
	Prey Kabass	4,256	85	2.00%	43	1.01%	780	30
	<i>Sub_total</i>	<i>21,045</i>	<i>863</i>	<i>4.10%</i>	<i>269</i>	<i>1.28%</i>	<i>5,775</i>	<i>53</i>
Oddar Meanchey								
	Samraong	5,809	383	6.59%	705	12.14%	186	12
	<i>Sub_total</i>	<i>5,809</i>	<i>383</i>	<i>6.59%</i>	<i>705</i>	<i>12.14%</i>	<i>186</i>	<i>12</i>
Kep								
	Kep	412	0	0.00%	0	0.00%	0	0
	<i>Sub_total</i>	<i>412</i>	<i>0</i>	<i>0.00%</i>	<i>0</i>	<i>0.00%</i>	<i>0</i>	<i>0</i>
Pailin								
	Pailin	2,153	454	21.09%	143	6.64%	1,126	66
	<i>Sub_total</i>	<i>2,153</i>	<i>454</i>	<i>21.09%</i>	<i>143</i>	<i>6.64%</i>	<i>1,126</i>	<i>66</i>
	<i>Total</i>	<i>340,866</i>	<i>26,594</i>	<i>7.80%</i>	<i>6,462</i>	<i>1.90%</i>	<i>71,661</i>	<i>652</i>
National Hospital								
	Ang Daung	0	0		0		0	0
	Calmette	5,454	519	9.52%	0		2,576	106
	CENAT	0	0		0		0	0
	Khmer-Soviet	0	0		0		0	0
	Kossamak	0	0		0		0	0
	Kunteak Bopha	0	0		0		0	0
	MCH	8,074	1899	23.52%	0		6329	53
	National Pediatric	0	0		0		0	0
	Jayavaraman 7	0	0		0		0	0
	<i>Total</i>	<i>13,528</i>	<i>2,418</i>		<i>0</i>		<i>8,905</i>	<i>159</i>
	Whole Country	354,394	29,012	8.19%	6,462	1.82%	80,566	811

2.3.Delivery

2.3.1 Home deliveries, HCs deliveries and Hospital deliveries

Province	OD	Deliveries at HC	Deliveries at Home By Health Staff	Deliveries at Home By TBAs	Deliveries at RH	Total Deliveries by Health Staff	% Deliveries by Health Staff	Expected Pregnancies
Banteay Meanchey								
Mongkol Borei	2,163	1,780	467	528	4,471			
Ou Chrov	1,296	1,671	534	333	3,300			
Preah Net Preah	1,189	314	379	85	1,588			
Thma Puok	949	220	758	175	1,344			
	Sub_total	5,597	3,985	1,121	10,703	52.62%	33.03%	20,341
Battambang								
Thma Koul	249	2,137	1,969	207	2,593			
Mong Russei	612	574	1,031	831	2,017			
Sampov Luon	389	394	855	203	986			
Battambang	1,495	2,522	1,026	1,900	5,917			
Sangkae	1,233	947	829	0	2,180			
	Sub_total	3,978	6,574	3,141	13,693	44.54%	23.16%	30,740
Kampong Cham								
Chamkar Leu	1,025	255	505	345	1,625			
Choeung Prey	2,001	542	1,100	397	2,940			
Kampong Cham	935	7,300	743	941	9,176			
Kroch Chhmar	377	369	312	24	770			
Memut	534	391	1,720	402	1,327			
O Reang Ov	301	785	651	16	1,102			
Ponhea Krek	2,123	1,148	1,215	351	3,622			
Prey Chhor	1,820	651	832	178	2,649			
Sei Santhor	531	1,048	1,480	150	1,729			
T'bong Khmun	460	1,859	1,210	189	2,508			
	Sub_total	10,107	14,348	2,993	27,448	54.44%	25.98%	50,421

Province	OD	Deliveries at HC	Deliveries at Home By Health Staff	Deliveries at Home By TBAs	Deliveries at RH	Total Deliveries by Health Staff	% Deliveries by Health Staff	Expected Pregnancies
Kampong Chhnang	Kampong Chhnang	2,478	1,466	652	3,736			
	Kampong Tralach	2,136	839	578	2,831			
	Boribo	2,255	579	0	2,259			
	<i>Sub_total</i>	<i>6,869</i>	<i>2,884</i>	<i>1,230</i>	<i>8,826</i>	<i>55.04%</i>	<i>50.51%</i>	<i>16,035</i>
Kampong Speu	Kampong Speu	1,316	3,377	843	4,042			
	Kong Pisey	1,530	1,456	89	2,807			
	Ou Dongk	739	1,591	359	1,626			
	<i>Sub_total</i>	<i>3,585</i>	<i>6,424</i>	<i>1,291</i>	<i>8,475</i>	<i>38.16%</i>	<i>21.95%</i>	<i>22,212</i>
Kampong Thom	Baray and Santuk	1,270	1,957	175	2,008			
	Kampong Thom	711	2,627	597	1,749			
	Stong	413	1,345	231	1,157			
	<i>Sub_total</i>	<i>2,394</i>	<i>5,929</i>	<i>1,003</i>	<i>4,914</i>	<i>25.97%</i>	<i>17.95%</i>	<i>18,924</i>
Kampot	Angkor Chey	556	535	246	1,793			
	Chhouk	530	635	205	1,473			
	Kampong Trach	978	616	0	1,891			
	<i>Sub_total</i>	<i>2,525</i>	<i>3,640</i>	<i>1,211</i>	<i>7,376</i>	<i>45.02%</i>	<i>22.80%</i>	<i>16,383</i>
Kandal	Ang Snuol	1,481	230	0	1,886			
	Kean Svay	2,540	421	353	5,136			
	Koh Thom	1,025	787	214	1,775			
	<i>Sub_total</i>	<i>1,189</i>	<i>608</i>	<i>403</i>	<i>2,200</i>			
	<i>Sub_total</i>	<i>1,339</i>	<i>183</i>	<i>0</i>	<i>1,659</i>			
	<i>Sub_total</i>	<i>1,335</i>	<i>323</i>	<i>0</i>	<i>1,965</i>			
	<i>Sub_total</i>	<i>1,087</i>	<i>362</i>	<i>259</i>	<i>2,107</i>			
	<i>Sub_total</i>	<i>3,059</i>	<i>231</i>	<i>301</i>	<i>3,997</i>	<i>63.01%</i>	<i>44.34%</i>	<i>32,892</i>

Province	OD	Deliveries at HC	Deliveries at Home By Health Staff	Deliveries at Home By TBAs	Deliveries at RH	Total Deliveries by Health Staff	% Deliveries by Health Staff	Expected Pregnancies
Koh Kong	Smach Mean Chey	285	182	290	433	900		
	Srae Ambel	512	196	427	194	902		
	<i>Sub_total</i>	<i>797</i>	<i>378</i>	<i>717</i>	<i>627</i>	<i>1,802</i>	<i>35.14%</i>	<i>4,052</i>
Kratie	Chhlong	151	555	476	349	1,055		
	Kratie	398	421	932	336	1,155		
	<i>Sub_total</i>	<i>549</i>	<i>976</i>	<i>1,408</i>	<i>685</i>	<i>2,210</i>	<i>12.11%</i>	<i>10,193</i>
Mondul Kiri	Sen Monorom	384	194	248	160	738		
	<i>Sub_total</i>	<i>384</i>	<i>194</i>	<i>248</i>	<i>160</i>	<i>738</i>	<i>22.36%</i>	<i>2,432</i>
Phnom Penh	Cheung	1,728	6	0	259	1,993		
	Central	1,131	0	0	3,239	4,370		
	Lech	2,144	2	0	691	2,837		
	Tbong	2,611	108	1	0	2,719		
	<i>Sub_total</i>	<i>7,614</i>	<i>116</i>	<i>1</i>	<i>4,189</i>	<i>11,919</i>	<i>44.95%</i>	<i>26,514</i>
Preah Vihear	Tbeng Meanchey	1,203	239	1,401	337	1,779		
	<i>Sub_total</i>	<i>1,203</i>	<i>239</i>	<i>1,401</i>	<i>337</i>	<i>1,779</i>	<i>29.08%</i>	<i>5,296</i>
Prey Veng	Kamchay Mear	736	273	948	34	1,043		
	Kampong Trabek	182	649	1,686	192	1,023		
	Mesang	808	186	1,231	131	1,125		
	Neak Loeung	471	1,508	1,452	132	2,111		
	Pearcang	2,426	15	428	67	2,508		
	Preah Sdach	855	38	1,393	37	930		
	Prey Veng	692	1,500	1,758	375	2,567		
<i>Sub_total</i>	<i>6,170</i>	<i>4,169</i>	<i>8,896</i>	<i>968</i>	<i>11,307</i>	<i>44.20%</i>	<i>25,579</i>	

Province	OD	Deliveries at HC	Deliveries at Home By Health Staff	Deliveries at Home By TBAs	Deliveries at RH	Total Deliveries by Health Staff	% Deliveries by Health Staff	Expected Pregnancies
Pursat	Bakan	669	784	1,103	221	1,674		
	Sampov Meas	1,361	1,713	2,922	595	3,669		
	<i>Sub_total</i>	<i>2,030</i>	<i>2,497</i>	<i>4,025</i>	<i>816</i>	<i>5,343</i>	<i>22.40%</i>	<i>12,707</i>
Ratanak Kiri	Ratanak Kiri	1,025	100	1,259	560	1,685		
	<i>Sub_total</i>	<i>1,025</i>	<i>100</i>	<i>1,259</i>	<i>560</i>	<i>1,685</i>	<i>25.77%</i>	<i>6,150</i>
Siemreap	Kralanh	688	1,336	911	205	2,229		
	Siem Reap	701	7,392	1,808	895	8,988		
	Sot Nikum	3,011	1,473	2,138	97	4,581		
	Ankor Chhum	2,636	1,681	1,408	0	4,317		
	<i>Sub_total</i>	<i>7,036</i>	<i>11,882</i>	<i>6,265</i>	<i>1,197</i>	<i>20,115</i>	<i>70.13%</i>	<i>28,682</i>
Sihanoukville	Sihanouk	865	603	401	670	2,138		
	<i>Sub_total</i>	<i>865</i>	<i>603</i>	<i>401</i>	<i>670</i>	<i>2,138</i>	<i>26.48%</i>	<i>5,797</i>
Stung Treng	Stung Treng	346	36	1,584	429	811		
	<i>Sub_total</i>	<i>346</i>	<i>36</i>	<i>1,584</i>	<i>429</i>	<i>811</i>	<i>23.41%</i>	<i>3,464</i>
Svay Rieng	Chi Phu	724	249	910	184	1,157		
	Romeas Hek	1,467	36	635	133	1,636		
	Svay Rieng	2,314	204	2,681	862	3,380		
<i>Sub_total</i>	<i>4,505</i>	<i>489</i>	<i>4,226</i>	<i>1,179</i>	<i>6,173</i>	<i>51.14%</i>	<i>12,070</i>	

Province	OD	Deliveries at HC	Deliveries at Home By Health Staff	Deliveries at RH	Total Deliveries by Health Staff	% Deliveries by Health Staff	Expected Pregnancies	
Takeo	Ang Rokar	2,738	15	54	65	2,818		
	Bati	2,121	794	358	195	3,110		
	Daun Keo	1,586	712	448	437	2,735		
	Kirivong	2,904	79	332	726	3,709		
	Prey Kabass	2,200	103	352	94	2,397		
	Sub_total	11,549	1,703	1,544	1,517	14,769	55.29%	23,630
Oddar Meanchey	Samraong	2,081	228	1,228	181	2,490		
	Sub_total	2,081	228	1,228	181	2,490	42.06%	5,378
Kep	Kep	42	52	236	143	237		
	Sub_total	42	52	236	143	237	19.16%	965
Pailin	Pailin	463	96	269	746	1,305		
	Sub_total	463	96	269	746	1,305	61.26%	1,973
National Hospital	Total	94,769	64,288	72,060	27,924	186,981	54.55%	342,756
	Ang Daung	0	0	0	0	0		
	Calmette	0	0	0	4,560	4,560		
	CENAT	0	0	0	0	0		
	Khmer-Soviet	0	0	0	845	845		
	Kossamak	0	0	0	218	218		
	Kuntak Bopha	0	0	0	0	0		
	MCH	0	0	0	6,446	6,446		
	NHP	0	0	0	0	0		
	Jayavaraman 7	0	0	0	0	0		
	Total	0	0	0	12,069	12,069		
	Whole Country	94,769	64,288	72,060	39,993	199,050	58%	342,756

2.8 Problems related to deliveries at referral hospital and National hospital

Province	OD	Dystocia	Cesarean		% Cesarean ¹		% Cesarean ²		Bleeding	Eclampsia	Uterus Rupture	Septicemia	Other Causes	Maternal Death
			Section	Section	Section	Section	Section	Section						
Banteay Meanchey														
	Mongkol Borei	44	62	1%	20	18	3	16	0	1				
	Ou Chrov	6	15	0%	17	0	0	0	8	0				
	Preah Net Preah	5	0	0%	8	0	1	1	15	1				
	Thma Puok	0	0	0%	4	0	0	0	4	1				
	<i>Sub_total</i>	<i>55</i>	<i>77</i>	<i>1%</i>	<i>49</i>	<i>18</i>	<i>4</i>	<i>17</i>	<i>27</i>	<i>3</i>				
Battambang														
	Thma Koul	4	0	0%	10	1	0	0	42	0				
	Mong Russei	6	43	2%	6	1	0	0	47	0				
	Sampov Luon	3	4	0%	15	4	2	0	47	0				
	Battambang	9	295	5%	22	3	2	0	54	1				
	Sangkae	9	0	0%	18	0	0	0	0	0				
	<i>Sub_total</i>	<i>27</i>	<i>342</i>	<i>2%</i>	<i>61</i>	<i>8</i>	<i>4</i>	<i>0</i>	<i>148</i>	<i>1</i>				
Kampong Cham														
	Chamkar Leu	22	0	0%	41	0	0	0	6	0				
	Choeung Prey	82	0	0%	94	0	0	0	32	0				
	Kampong Cham	8	383	4%	5	4	0	0	89	0				
	Kroch Chhmar	0	0	0%	3	4	0	0	0	0				
	Memut	1	9	1%	24	1	0	1	16	0				
	O Reang Ov	0	0	0%	1	0	0	0	26	0				
	Ponhea Krek	1	0	0%	15	0	0	1	68	0				
	Prey Chhor	0	0	0%	40	4	0	0	35	0				
	Srei Santhor	0	0	0%	4	2	0	0	59	0				
	T bong Khmum	1	10	0%	4	0	0	0	31	0				
	<i>Sub_total</i>	<i>115</i>	<i>402</i>	<i>1%</i>	<i>231</i>	<i>15</i>	<i>0</i>	<i>2</i>	<i>362</i>	<i>0</i>				

Province	OD	Dystocia	Cesarean		% Cesarean ¹	% Cesarean ²	Bleeding	Eclampsia	Uterus Rupture	Septicemia	Other Causes	Maternal Death
			Section	Section								
Kampong Chhnang	Kampong Chhnang	3	191	5%		29	12	1	0	0	112	4
	Kampong Tralach	1	0	0%		26	5	0	0	0	23	0
	Boribo	0	0	0%		7	0	0	0	0	0	0
	<i>Sub_total</i>	<i>4</i>	<i>191</i>	<i>2%</i>	<i>1%</i>	<i>62</i>	<i>17</i>	<i>1</i>	<i>0</i>	<i>0</i>	<i>135</i>	<i>4</i>
Kampong Speu	Kampong Speu	5	148	4%		5	1	0	0	0	39	1
	Kong Pisey	3	0	0%		1	0	0	0	0	0	0
	Ou Dongk	5	0	0%		11	0	0	0	0	29	0
	<i>Sub_total</i>	<i>13</i>	<i>148</i>	<i>2%</i>	<i>1%</i>	<i>17</i>	<i>1</i>	<i>0</i>	<i>0</i>	<i>0</i>	<i>68</i>	<i>1</i>
Kampong Thom	Baray and Santuk	14	0	0%		12	13	1	9	25	0	0
	Kampong Thom	4	57	3%		6	8	2	0	73	0	0
	Stong	2	19	2%		1	0	0	0	47	0	0
	<i>Sub_total</i>	<i>20</i>	<i>76</i>	<i>2%</i>	<i>0%</i>	<i>19</i>	<i>21</i>	<i>3</i>	<i>9</i>	<i>145</i>	<i>0</i>	<i>0</i>
Kampot	Angkor Chey	0	0	0%		4	1	0	0	76	0	0
	Chhouk	9	0	0%		12	6	0	2	63	0	0
	Kampong Trach	6	40	2%		47	1	0	9	20	0	0
	<i>Sub_total</i>	<i>4</i>	<i>55</i>	<i>2%</i>	<i>1%</i>	<i>15</i>	<i>8</i>	<i>0</i>	<i>0</i>	<i>67</i>	<i>0</i>	<i>0</i>
		<i>19</i>	<i>95</i>	<i>1%</i>	<i>78</i>	<i>8</i>	<i>0</i>	<i>11</i>	<i>226</i>	<i>0</i>	<i>0</i>	

Province	OD	Dystocia	Cesarean		% Cesarean ¹	% Cesarean ²	Bleeding	Eclampsia	Uterus Rupture	Septicemia	Other Causes	Maternal Death
			Section	Section								
Kandal	Ang Snuol	5	0	0%	0	20	0	0	0	0	0	0
	Kean Svay	3	0	0%	0	0	0	0	0	0	0	0
	Koh Thom	0	22	1%	0	3	0	0	0	25	0	0
	Ksach Kandal	0	0	0%	3	0	0	0	0	1	0	0
	Muk Kam Poul	0	0	0%	0	0	0	0	0	0	0	0
	Ponhea Leu	1	0	0%	63	0	0	0	0	0	0	0
	Saang	0	0	0%	11	0	0	0	0	0	0	0
	Takhmau	253	17	0%	121	0	0	0	0	0	10	0
	<i>Sub_total</i>	<i>262</i>	<i>39</i>	<i>0%</i>	<i>218</i>	<i>3</i>	<i>0</i>	<i>0</i>	<i>0</i>	<i>36</i>	<i>0</i>	<i>0</i>
	Koh Kong	Smach Mean Chey	0	7	1%	3	0	0	0	0	64	0
Srae Ambel		0	0	0%	19	0	0	0	0	7	0	0
<i>Sub_total</i>		<i>0</i>	<i>7</i>	<i>0%</i>	<i>22</i>	<i>0</i>	<i>0</i>	<i>0</i>	<i>0</i>	<i>71</i>	<i>0</i>	<i>0</i>
Kratie		Chhlong	2	15	1%	2	0	0	0	0	16	0
	Kratie	4	71	6%	23	0	0	0	0	0	2	2
	<i>Sub_total</i>	<i>6</i>	<i>86</i>	<i>4%</i>	<i>25</i>	<i>0</i>	<i>0</i>	<i>0</i>	<i>0</i>	<i>16</i>	<i>2</i>	<i>2</i>
	Mondul Kiri	Sen Monorom	5	13	2%	1	1	0	0	0	2	0
<i>Sub_total</i>		<i>5</i>	<i>13</i>	<i>2%</i>	<i>1</i>	<i>1</i>	<i>0</i>	<i>0</i>	<i>0</i>	<i>2</i>	<i>0</i>	<i>0</i>
Phnom Penh		Cheung	4	0	0%	0	0	0	0	0	0	0
	Central	51	16	0%	2	0	0	0	0	64	0	0
	Lech	16	0	0%	0	0	0	0	0	0	0	0
	Tbong	322	0	0%	0	0	0	0	0	0	0	0
	<i>Sub_total</i>	<i>393</i>	<i>16</i>	<i>0%</i>	<i>2</i>	<i>0</i>	<i>0</i>	<i>0</i>	<i>0</i>	<i>64</i>	<i>0</i>	<i>0</i>

Province	OD	Dystocia	Cesarean Section	% Cesarean ¹ Section	% Cesarean ² Section	Bleeding	Eclampsia	Uterus Rupture	Septicemia	Other Causes	Maternal Death	
Preah Vihear	Tbeng Meanchey	3	28	2%		4	3	0	0	1	0	
	<i>Sub_total</i>	<i>3</i>	<i>28</i>	<i>2%</i>	<i>1%</i>	<i>4</i>	<i>3</i>	<i>0</i>	<i>0</i>	<i>1</i>	<i>0</i>	
Prey Veng	Kamchay Mear	1	0	0%		3	0	0	0	0	0	
	Kampong Trabek	7	19	2%		1	3	0	0	22	0	
	Mesang	1	0	0%		5	0	0	0	0	0	
	Neak Loeuung	1	42	2%		15	1	0	3	46	0	
	Peareang	18	38	2%		105	0	0	0	99	0	
	Preah Sdach	3	0	0%		3	0	0	0	10	0	
	Prey Veng	40	69	3%		28	0	0	4	3	0	
	<i>Sub_total</i>	<i>71</i>	<i>168</i>	<i>1%</i>	<i>1%</i>	<i>160</i>	<i>4</i>	<i>0</i>	<i>7</i>	<i>180</i>	<i>0</i>	
	Pursat	Bakan	5	0	0%		7	0	0	0	15	0
		Sampov Meas	30	150	4%		1	3	0	8	62	2
<i>Sub_total</i>		<i>35</i>	<i>150</i>	<i>3%</i>	<i>1%</i>	<i>8</i>	<i>3</i>	<i>0</i>	<i>8</i>	<i>77</i>	<i>2</i>	
Ratanak Kiri	Ratanak Kiri	5	43	3%		7	2	6	0	14	0	
	<i>Sub_total</i>	<i>5</i>	<i>43</i>	<i>3%</i>	<i>1%</i>	<i>7</i>	<i>2</i>	<i>6</i>	<i>0</i>	<i>14</i>	<i>0</i>	
Siemreap	Kralanh	1	9	0%		8	1	0	0	52	0	
	Siem Reap	4	53	1%		72	3	1	2	3	0	
	Sot Nikum	1	3	0%		3	1	0	0	2	0	
	Ankor Chhum	30	0	0%		42	0	0	0	0	0	
	<i>Sub_total</i>	<i>36</i>	<i>65</i>	<i>0%</i>	<i>0%</i>	<i>125</i>	<i>5</i>	<i>1</i>	<i>2</i>	<i>57</i>	<i>0</i>	

Province	OD	Dystocia	Cesarean		% Cesarean ¹		% Cesarean ²		Bleeding	Eclampsia	Uterus Rupture	Septicemia	Other Causes	Maternal Death
			Section	Section	Section	Section	Section	Section						
Sihanoukville	Sihanouk	5	112	5%	5%	4	0	0	0	0	0	272	0	
	<i>Sub_total</i>	<i>5</i>	<i>112</i>	<i>5%</i>	<i>2%</i>	<i>4</i>	<i>0</i>	<i>0</i>	<i>0</i>	<i>0</i>	<i>0</i>	<i>272</i>	<i>0</i>	
	Stung Treng	0	15	2%	2%	56	11	1	0	58	0			
<i>Sub_total</i>	<i>0</i>	<i>15</i>	<i>2%</i>	<i>0%</i>	<i>56</i>	<i>11</i>	<i>1</i>	<i>0</i>	<i>58</i>	<i>0</i>				
Svay Rieng	Chi Phu	0	0	0%	0%	12	2	0	0	16	0			
	Romeas Hek	1	0	0%	0%	4	0	0	0	39	1			
	Svay Rieng	20	111	3%	3%	41	11	3	11	195	5			
<i>Sub_total</i>	<i>21</i>	<i>111</i>	<i>2%</i>	<i>1%</i>	<i>57</i>	<i>13</i>	<i>3</i>	<i>11</i>	<i>250</i>	<i>6</i>				
Takeo	Ang Rokar	30	0	0%	0%	13	0	0	4	36	0			
	Bati	5	0	0%	0%	0	0	0	0	1	0			
	Daun Keo	1	85	3%	3%	7	12	4	7	69	0			
Kirivong	19	44	1%	1%	21	0	0	0	73	0				
Prey Kabass	9	0	0%	0%	33	2	2	0	3	0				
<i>Sub_total</i>	<i>64</i>	<i>129</i>	<i>1%</i>	<i>1%</i>	<i>74</i>	<i>14</i>	<i>6</i>	<i>11</i>	<i>182</i>	<i>0</i>				
Oddar Meanchey	Samraong	86	15	1%	1%	44	0	0	0	40	0			
	<i>Sub_total</i>	<i>86</i>	<i>15</i>	<i>1%</i>	<i>0%</i>	<i>44</i>	<i>0</i>	<i>0</i>	<i>0</i>	<i>40</i>	<i>0</i>			
	Keo	4	0	0%	0%	73	0	0	0	0	0			
<i>Sub_total</i>	<i>4</i>	<i>0</i>	<i>0%</i>	<i>0%</i>	<i>73</i>	<i>0</i>	<i>0</i>	<i>0</i>	<i>0</i>	<i>0</i>				

Province	OD	Dystocia	Cesarean Section	% Cesarean ¹	% Cesarean ²	Bleeding	Eclampsia	Uterus Rupture	Septicemia	Other Causes	Maternal Death
Pailin		19	12	1%		75	3	0	1	12	0
	<i>Sub_total</i>	<i>19</i>	<i>12</i>	<i>1%</i>	<i>1%</i>	<i>75</i>	<i>3</i>	<i>0</i>	<i>1</i>	<i>12</i>	<i>0</i>
	Total	1,268	2,340	1%	1%	1,472	150	29	79	2,443	19
186,981											
<i>National Hospital</i>											
		Dystocia	Cesarean section			Bleeding	Eclampsia	Uterus rupture	Septicemia	Other Causes	Maternal Death
Ang Daung			0			0	0	0	0	0	0
Calmette			1420			85	77	5	0	294	0
CENAT			0			0	0	0	0	0	0
Khmer-Soviet			315			21	17	1	0	0	1
Kossamak			76			22	5	1	0	50	0
Kuntak Bopha			0			0	0	0	0	0	0
MCH			1028			52	300	1	0	370	19
National Pediatric			0			0	0	0	0	0	0
Jayavaraman 7			0			0	0	0	0	0	0
Total			2,839			180	399	8	0	714	20
											12,069
Whole Country		1,268	5,179	3%	2%	1,652	549	37	79	3,157	39
											199,050

1 = Denominator Total deliveries

2 = Denominator Expected pregnancy

2.3.3 Post-partum activities

ProName	ODName	Expected Pregnancies	First Consultation	% First Consultation	Second Consultation	Third Consultation	Total Consultation
Banteay Meanchey							
	Mongkol Borei		2,351		2,107	1,909	6,219
	Ou Chrov		1,500		502	394	2,401
	Preah Net Preah		1,340		1,082	842	3,268
	Thma Puok		1,288		588	127	2,014
	<i>Sub_total</i>	<i>20,341</i>	<i>6,479</i>	<i>32%</i>	<i>4,279</i>	<i>3,272</i>	<i>13,902</i>
Battambang							
	Thma Koul		2,224		1,426	1,015	4,932
	Mong Russei		1,486		781	620	2,904
	Sampov Luon		1,227		39	7	1,116
	Battambang		3,558		1,930	1,102	6,615
	Sangkae		1,750		401	124	2,255
	<i>Sub_total</i>	<i>30,740</i>	<i>10,245</i>	<i>33%</i>	<i>4,577</i>	<i>2,868</i>	<i>17,822</i>
Kampong Cham							
	Chamkar Leu		1,624		1,732	710	4,066
	Choeung Prey		2,783		2,984	563	6,502
	Kampong Cham		4,585		7,678	8,937	21,282
	Kroch Chhmar		376		263	134	753
	Memut		2,569		3,626	1,881	7,684
	O Reang Ov		1,156		1,101	443	2,669
	Ponhea Krek		2,264		2,466	270	4,859
	Prey Chhor		2,434		2,497	841	5,823
	Srei Santhor		2,621		3,111	1,830	7,505
	Tbong Khmum		3,274		3,490	605	7,025
	<i>Sub_total</i>	<i>50,421</i>	<i>23,686</i>	<i>47%</i>	<i>28,948</i>	<i>16,214</i>	<i>68,168</i>
Kampong Chhnang							
	Kampong Chhnang		3,634		1,355	324	5,211
	Kampong Tralach		2,229		1,360	769	4,368
	Boribo		1,806		1,191	494	3,601
	<i>Sub_total</i>	<i>16,035</i>	<i>7,669</i>	<i>48%</i>	<i>3,906</i>	<i>1,587</i>	<i>13,180</i>
Kampong Speu							
	Kampong Speu.		2,702		959	724	4,350
	Kong Pisey		2,514		1,121	606	4,053
	Ou Dongk		1,666		693	425	2,824
	<i>Sub_total</i>	<i>22,212</i>	<i>6,882</i>	<i>31%</i>	<i>2,773</i>	<i>1,755</i>	<i>11,227</i>

ProName	ODName	Expected Pregnancies	First Consultation	% First Consultation	Second Consultation	Third Consultation	Total Consultation
Kampong Thom							
	Baray and Santuk		1,678		1,376	798	3,838
	Kampong Thom		1,339		732	518	2,699
	Stong		969		497	392	1,842
	<i>Sub_total</i>	<i>18,924</i>	<i>3,986</i>	21%	<i>2,605</i>	<i>1,708</i>	<i>8,379</i>
Kampot							
	Angkor Chey		1,187		1,141	918	3,301
	Chhouk		796		447	345	1,599
	Kampong Trach		1,734		818	326	2,907
	Kampot		904		820	871	2,534
	<i>Sub_total</i>	<i>16,383</i>	<i>4,621</i>	28%	<i>3,226</i>	<i>2,460</i>	<i>10,341</i>
Kandal							
	Ang Snuol		1,384		520	283	2,169
	Kean Svay		2,767		1,840	1,577	5,790
	Koh Thom		1,123		595	172	1,901
	Ksach Kandal		1,596		749	358	2,719
	Muk Kam Poul		829		286	139	1,256
	Ponhea Leu		268		134	32	421
	Saang		636		390	206	1,130
	Takhmau		2,423		2,240	1,706	6,282
	<i>Sub_total</i>	<i>32,892</i>	<i>11,026</i>	34%	<i>6,754</i>	<i>4,473</i>	<i>21,668</i>
Koh Kong							
	Smach Mean Chey		1,477		3,154	394	5,099
	Srae Ambel		2,142		1,448	470	4,041
	<i>Sub_total</i>	<i>4,052</i>	<i>3,619</i>	89%	<i>4,602</i>	<i>864</i>	<i>9,140</i>
Kratie							
	Chhlong		878		162	84	1,275
	Kratie		967		369	283	1,637
	<i>Sub_total</i>	<i>10,193</i>	<i>1,845</i>	18%	<i>531</i>	<i>367</i>	<i>2,912</i>
Mondul Kiri							
	Sen Monorom		208		58	19	285
	<i>Sub_total</i>	<i>2,432</i>	<i>208</i>	9%	<i>58</i>	<i>19</i>	<i>285</i>

ProName	ODName	Expected Pregnancies	First Consultation	% First Consultation	Second Consultation	Third Consultation	Total Consultation
Phnom Penh							
	Cheung		28		20	1	49
	Central		24		9	0	30
	Lech		1,673		9	10	1,643
	Tbong		629		311	95	901
	<i>Sub_total</i>	<i>26,514</i>	<i>2,354</i>	<i>9%</i>	<i>349</i>	<i>106</i>	<i>2,623</i>
Preah Vihear							
	Tbeng Meanchey		2,537		467	78	3,096
	<i>Sub_total</i>	<i>5,296</i>	<i>2,537</i>	<i>48%</i>	<i>467</i>	<i>78</i>	<i>3,096</i>
Prey Veng							
	Kamchay Mear		1,040		530	427	2,088
	Kampong Trabek		2,122		240	78	2,440
	Mesang		400		121	24	545
	Neak Loeung		2,477		857	414	3,748
	Peareang		2,590		2,467	882	5,939
	Preah Sdach		1,414		878	664	3,019
	Prey Veng		1,709		534	201	2,444
	<i>Sub_total</i>	<i>25,579</i>	<i>11,752</i>	<i>46%</i>	<i>5,627</i>	<i>2,690</i>	<i>20,223</i>
Pursat							
	Bakan		2,363		340	218	2,831
	Sampov Meas		5,645		748	378	6,838
	<i>Sub_total</i>	<i>12,707</i>	<i>8,008</i>	<i>63%</i>	<i>1,088</i>	<i>596</i>	<i>9,669</i>
Ratanak Kiri							
	Ratanak Kiri		1,515		1,098	202	2,778
	<i>Sub_total</i>	<i>6,150</i>	<i>1,515</i>	<i>25%</i>	<i>1,098</i>	<i>202</i>	<i>2,778</i>
Siemreap							
	Kralanh		1,092		233	107	1,442
	Siem Reap		4,659		101	8	4,758
	Sot Nikum		1,228		290	28	1,528
	Ankor Chhum		2,079		911	211	3,221
	<i>Sub_total</i>	<i>28,682</i>	<i>9,058</i>	<i>32%</i>	<i>1,535</i>	<i>354</i>	<i>10,949</i>
Sihanoukville							
	Sihanouk		896		413	207	1,472
	<i>Sub_total</i>	<i>5,797</i>	<i>896</i>	<i>15%</i>	<i>413</i>	<i>207</i>	<i>1,472</i>

ProName	ODName	Expected Pregnancies	First Consultation	% First Consultation	Second Consultation	Third Consultation	Total Consultation
Stung Treng							
	Steung Treng		1,594		236	1	1,842
	<i>Sub_total</i>	<i>3,464</i>	<i>1,594</i>	<i>46%</i>	<i>236</i>	<i>1</i>	<i>1,842</i>
Svay Rieng							
	Chi Phu		802		247	103	1,020
	Romeas Hek		2,128		387	143	2,653
	Svay Rieng		4,820		263	41	5,085
	<i>Sub_total</i>	<i>12,070</i>	<i>7,750</i>	<i>64%</i>	<i>897</i>	<i>287</i>	<i>8,758</i>
Takeo							
	Ang Rokar		2,500		1,823	482	4,774
	Bati		1,799		1,275	711	3,654
	Daun Keo		1,352		921	546	2,804
	Kirivong		2,859		2,837	2,606	8,127
	Prey Kabass		1,588		1,656	1,576	4,740
	<i>Sub_total</i>	<i>23,630</i>	<i>10,098</i>	<i>43%</i>	<i>8,512</i>	<i>5,921</i>	<i>24,099</i>
Oddar Meanchey							
	Samraong		2,128		636	276	3,036
	<i>Sub_total</i>	<i>5,378</i>	<i>2,128</i>	<i>40%</i>	<i>636</i>	<i>276</i>	<i>3,036</i>
Kep							
	Kep		162		142	114	418
	<i>Sub_total</i>	<i>965</i>	<i>162</i>	<i>17%</i>	<i>142</i>	<i>114</i>	<i>418</i>
Pailin							
	Pailin		194		51	27	255
	<i>Sub_total</i>	<i>1,973</i>	<i>194</i>	<i>10%</i>	<i>51</i>	<i>27</i>	<i>255</i>
	Total	186,981	138,312	74%	83,310	46,446	266,242
National Hospital							
		Deliveries at National Hospital	First Consultation	% First Consultation	Second Consultation	Third Consultation	Total Consultation
	Ang Daung	0	0		0	0	0
	Calmette	4,560	649	14%	0	0	505
	CENAT	0	0		0	0	0
	Khmer-Soviet	845	0	0%	0	0	0
	Kossamak	218	0	0%	0	0	0
	Kuntak Bopha	0	0		0	0	0
	MCH	6,446	0	0%	0	0	0
	NHP	0	0		0	0	0
	Jayavaraman 7	0	0		0	0	0
	Total	12,069	649	5%	0	0	505
	Whole Country	199,050	138,961	41%	83,310	46,446	266,747

2.4 Birth spacing Activities

Current Users by method

Province	OD	Pill		Injection		Condom		IUD		Norplant		Grand total	
		Current user Number	%	Current user Number	%	Current user Number	%	Current user Number	%	Current user Number	%	Current user Number	%
Banteay Meanchey	Mongkol Borei	5,478		4,419		773		1,098		0		11,768	
	Ou Chrov	2,888		2,931		615		200		0		6,634	
	Preah Net Preah	5,269		2,877		472		183		0		8,801	
	Thma Puok	5,054		2,491		319		99		0		7,963	
	Sub_total	18,689	19.69%	12,718	13.40%	2,179	2.30%	1,580	1.66%	0	0.00%	35,166	37.05%
Battambang	Battambang	3,913		2,565		342		115		0		6,935	
	Mong Russei	4,304		2,172		469		166		0		7,111	
	Sampov Luon	2,535		906		189		0		0		3,630	
	Sangkae	4,272		3,085		825		591		193		8,966	
	Thma Koul	4,011		2,404		508		311		0		7,234	
	Sub_total	19,035	13.27%	11,132	7.76%	2,333	1.63%	1,183	0.82%	193	0.13%	33,876	23.61%
Kampong Cham	Chamkar Leu	1,832		2,450		240		362		0		4,884	
	Choeung Prey	1,761		3,629		426		50		0		5,866	
	Kampong Cham	1,886		3,470		318		236		0		5,910	
	Kroch Chhmar	1,261		1,530		188		219		0		3,198	
	Memut	951		2,397		417		37		0		3,802	
	O Reang Ov	722		1,387		127		18		0		2,254	
	Ponhea Krek	6,886		2,044		1,114		274		0		10,318	
	Prey Chhor	1,996		1,657		394		348		0		4,395	
	Srei Santhor	3,560		2,912		353		20		0		6,845	
	Tbong Khmum	4,006		2,295		983		446		31		7,761	
Sub_total	24,861	10.57%	23,771	10.10%	4,560	1.94%	2,010	0.85%	31	0.01%	55,233	23.47%	

Province	OD	Pill		Injection		Condom		IUD		Norplant		Grand total	
		Current user Number	%	Current user Number	%	Current user Number	%	Current user Number	%	Current user Number	%	Current user Number	%
Kampong Chhnang	Boribo	2,143		2,643		280		167		0		5,233	
	Kampong Chhnang	1,222		2,171		333		31		0		3,757	
	Kampong Tralach	1,100		873		109		112		0		2,194	
	<i>Sub_total</i>	<i>4,465</i>	<i>6.76%</i>	<i>5,687</i>	<i>8.61%</i>	<i>722</i>	<i>1.09%</i>	<i>310</i>	<i>0.47%</i>	<i>0</i>	<i>0.00%</i>	<i>11,184</i>	<i>16.94%</i>
Kampong Speu	Kampong Speu	8,096		4,868		157		481		29		13,631	
	Kong Pisey	6,889		2,862		38		99		0		9,888	
	Ou Dongk	567		1,059		82		763		412		2,883	
	<i>Sub_total</i>	<i>15,552</i>	<i>15.50%</i>	<i>8,789</i>	<i>8.76%</i>	<i>277</i>	<i>0.28%</i>	<i>1,343</i>	<i>1.34%</i>	<i>441</i>	<i>0.44%</i>	<i>26,402</i>	<i>26.32%</i>
Kampong Thom	Baray and Santuk	5,576		3,719		292		150		0		9,737	
	Kampong Thom	4,369		5,230		350		80		108		10,137	
	Stong	4,024		2,064		602		0		0		6,690	
	<i>Sub_total</i>	<i>13,969</i>	<i>15.82%</i>	<i>11,013</i>	<i>12.47%</i>	<i>1,244</i>	<i>1.41%</i>	<i>230</i>	<i>0.26%</i>	<i>108</i>	<i>0.12%</i>	<i>26,564</i>	<i>30.08%</i>
Kampot	Angkor Chey	5,024		1,404		144		228		98		6,898	
	Chhouk	7,541		4,380		311		258		28		12,518	
	Kampong Trach	4,315		3,962		211		218		436		9,142	
	Kampot	2,065		2,406		65		614		0		5,150	
<i>Sub_total</i>	<i>18,945</i>	<i>23.13%</i>	<i>12,152</i>	<i>14.83%</i>	<i>731</i>	<i>0.89%</i>	<i>1,318</i>	<i>1.61%</i>	<i>562</i>	<i>0.69%</i>	<i>33,708</i>	<i>41.15%</i>	
Kandal	Ang Snuol	1,016		1,305		176		43		0		2,540	
	Kean Svay	3,657		6,670		201		187		0		10,715	
	Koh Thom	4,122		2,719		420		3		0		7,264	
	Ksach Kandal	2,135		2,463		235		110		0		4,943	
	Muk Kam Poul	1,333		1,492		205		108		0		3,138	
	Ponhea Leu	1,377		2,257		128		69		0		3,831	
	Saang	3,856		3,287		816		322		0		8,281	
	Takhmau	3,234		4,094		140		148		0		7,616	
<i>Sub_total</i>	<i>20,730</i>	<i>11.70%</i>	<i>24,287</i>	<i>13.71%</i>	<i>2,321</i>	<i>1.31%</i>	<i>990</i>	<i>0.56%</i>	<i>0</i>	<i>0.00%</i>	<i>48,328</i>	<i>27.29%</i>	

Province	OD	Pill		Injection		Condom		IUD		Norplant		Grand total	
		Current user Number	%	Current user Number	%	Current user Number	%	Current user Number	%	Current user Number	%	Current user Number	%
Koh Kong	Smach Mean Chey	1,286		919		89		87		83		2,464	
	Sae Ambel	2,698		865		640		0		0		4,203	
	<i>Sub_total</i>	<i>3,984</i>	<i>20.37%</i>	<i>1,784</i>	<i>9.12%</i>	<i>729</i>	<i>3.73%</i>	<i>87</i>	<i>0.44%</i>	<i>83</i>	<i>0.42%</i>	<i>6,667</i>	<i>34.08%</i>
Kratie	Chhlong	1,959		651		108		7		0		2,725	
	Kratie	4,248		1,310		289		232		0		6,079	
	<i>Sub_total</i>	<i>6,207</i>	<i>13.92%</i>	<i>1,961</i>	<i>4.40%</i>	<i>397</i>	<i>0.89%</i>	<i>239</i>	<i>0.54%</i>	<i>0</i>	<i>0.00%</i>	<i>8,804</i>	<i>19.74%</i>
Mondul Kiri	Sen Monorom	1,213		1,224		65		60		0		2,562	
	<i>Sub_total</i>	<i>1,213</i>	<i>14.25%</i>	<i>1,224</i>	<i>14.38%</i>	<i>65</i>	<i>0.76%</i>	<i>60</i>	<i>0.70%</i>	<i>0</i>	<i>0.00%</i>	<i>2,562</i>	<i>30.09%</i>
	Central	2,092		1,154		107		234		0		3,587	
Phnom Penh	Cheung	132		126		7		22		0		287	
	Lech	1,539		642		164		37		0		2,382	
	Tbong	2,644		1,956		833		327		0		5,760	
	<i>Sub_total</i>	<i>6,407</i>	<i>3.45%</i>	<i>3,878</i>	<i>2.09%</i>	<i>1,111</i>	<i>0.60%</i>	<i>620</i>	<i>0.33%</i>	<i>0</i>	<i>0.00%</i>	<i>12,016</i>	<i>6.47%</i>
	Tbong Meanchey	4,338		3,505		569		68		0		8,480	
Preah Vihear	<i>Sub_total</i>	<i>4,338</i>	<i>18.14%</i>	<i>3,505</i>	<i>14.65%</i>	<i>569</i>	<i>2.38%</i>	<i>68</i>	<i>0.28%</i>	<i>0</i>	<i>0.00%</i>	<i>8,480</i>	<i>35.45%</i>
	Kamchay Mear	1,451		1,186		113		0		0		2,750	
	Kampong Trabek	1,975		1,289		94		63		0		3,421	
Prey Veng	Mesang	2,116		2,436		92		19		0		4,663	
	Neak Loeung	1,762		2,431		342		256		0		4,791	
	Peareang	3,967		5,388		499		43		0		9,897	
	Preah Sdach	1,206		3,200		181		0		0		4,587	
	Prey Veng	1,627		2,801		67		155		0		4,650	
	<i>Sub_total</i>	<i>14,104</i>	<i>10.63%</i>	<i>18,731</i>	<i>14.12%</i>	<i>1,388</i>	<i>1.05%</i>	<i>536</i>	<i>0.40%</i>	<i>0</i>	<i>0.00%</i>	<i>34,759</i>	<i>26.21%</i>

Province	OD	Pill		Injection		Condom		IUD		Norplant		Grand total	
		Current user Number	%	Current user Number	%	Current user Number	%	Current user Number	%	Current user Number	%	Current user Number	%
Pursat	Bakan	1,668		3,875		148		146		0		5,837	
	Sampov Meas	3,356		3,569		505		660		0		8,090	
	<i>Sub_total</i>	<i>5,024</i>	<i>9.04%</i>	<i>7,444</i>	<i>13.39%</i>	<i>653</i>	<i>1.17%</i>	<i>806</i>	<i>1.45%</i>	<i>0</i>	<i>0.00%</i>	<i>13,927</i>	<i>25.05%</i>
Ratanak Kiri	Ratanak Kiri	2,379		1,912		16		17		31		4,355	
	<i>Sub_total</i>	<i>2,379</i>	<i>11.33%</i>	<i>1,912</i>	<i>9.10%</i>	<i>16</i>	<i>0.08%</i>	<i>17</i>	<i>0.08%</i>	<i>31</i>	<i>0.15%</i>	<i>4,355</i>	<i>20.74%</i>
Siemreap	Ankor Chhum	5,322		888		729		31		221		7,191	
	Kralanh	4,457		3,557		637		436		0		9,087	
	Siem Reap	2,761		3,785		251		89		0		6,886	
	Sot Nikum	5,670		2,704		526		301		16		9,217	
	<i>Sub_total</i>	<i>18,210</i>	<i>14.51%</i>	<i>10,934</i>	<i>8.71%</i>	<i>2,143</i>	<i>1.71%</i>	<i>857</i>	<i>0.68%</i>	<i>237</i>	<i>0.19%</i>	<i>32,381</i>	<i>25.81%</i>
	Sihanoukville	Sihanouk	3,288		2,136		30		757		0		6,211
Stung Treng	<i>Sub_total</i>	<i>3,288</i>	<i>11.75%</i>	<i>2,136</i>	<i>7.63%</i>	<i>30</i>	<i>0.11%</i>	<i>757</i>	<i>2.70%</i>	<i>0</i>	<i>0.00%</i>	<i>6,211</i>	<i>22.19%</i>
	Steung Treng	2,324		2,424		136		107		0		4,991	
	<i>Sub_total</i>	<i>2,324</i>	<i>14.86%</i>	<i>2,424</i>	<i>15.50%</i>	<i>136</i>	<i>0.87%</i>	<i>107</i>	<i>0.68%</i>	<i>0</i>	<i>0.00%</i>	<i>4,991</i>	<i>31.91%</i>
Svay Rieng	Chi Phu	1,304		916		45		156		0		2,421	
	Romeas Hek	2,265		2,822		171		415		0		5,673	
	Svay Rieng	4,176		4,474		198		131		0		8,979	
	<i>Sub_total</i>	<i>7,745</i>	<i>11.46%</i>	<i>8,212</i>	<i>12.15%</i>	<i>414</i>	<i>0.61%</i>	<i>702</i>	<i>1.04%</i>	<i>0</i>	<i>0.00%</i>	<i>17,073</i>	<i>25.26%</i>
Takeo	Ang Rokar	3,864		1,774		623		177		0		6,438	
	Bati	5,931		2,472		152		672		41		9,268	
	Daun Keo	8,890		3,185		56		230		28		12,389	
	Kirivong	5,693		3,199		364		202		103		9,561	
	Prey Kabass	4,143		1,844		211		141		2		6,341	
	<i>Sub_total</i>	<i>28,521</i>	<i>24.14%</i>	<i>12,474</i>	<i>10.56%</i>	<i>1,406</i>	<i>1.19%</i>	<i>1,422</i>	<i>1.20%</i>	<i>174</i>	<i>0.15%</i>	<i>43,997</i>	<i>37.24%</i>

Province	OD	Pill		Injection		Condom		IUD		Norplant		Grand total	
		Current user Number	%	Current user Number	%	Current user Number	%	Current user Number	%	Current user Number	%	Current user Number	%
Oddar Meanchey	Samraong	5,153		2,813		326		197		0		8,489	
		<i>5,153</i>	<i>19.85%</i>	<i>2,813</i>	<i>10.84%</i>	<i>326</i>	<i>1.26%</i>	<i>197</i>	<i>0.76%</i>	<i>0</i>	<i>0.00%</i>	<i>8,489</i>	<i>32.70%</i>
		<i>Sub_total</i>											
Kep	Kep	590		433		0		7		0		1,030	
		<i>590</i>	<i>11.79%</i>	<i>433</i>	<i>8.65%</i>	<i>0</i>	<i>0.00%</i>	<i>7</i>	<i>0.14%</i>	<i>0</i>	<i>0.00%</i>	<i>1,030</i>	<i>20.58%</i>
		<i>Sub_total</i>											
Pailin	Pailin	988		460		78		55		0		1,581	
		<i>988</i>	<i>10.01%</i>	<i>460</i>	<i>4.66%</i>	<i>78</i>	<i>0.79%</i>	<i>55</i>	<i>0.56%</i>	<i>0</i>	<i>0.00%</i>	<i>1,581</i>	<i>16.02%</i>
		<i>Sub_total</i>											
	Total	246,721	13.16%	189,874	10.13%	23,828	1.27%	15,501	0.83%	1,860	0.10%	477,784	25.49%
National Hospital													
	Ang Daung	0		0		0		0		0		0	
	Calmette	715		165		106		36		0		1,022	
	CENAT	0		0		0		0		0		0	
	Khmer-Soviet	0		0		0		0		0		0	
	Kossamak	0		0		0		0		0		0	
	Kuntak Bopha	0		0		0		0		0		0	
	MCH	157		24		627		25		0		833	
	NHP	0		0		0		0		0		0	
	Jayavaraman 7	0		0		0		0		0		0	
	Total	872		189		733		61		0		1,855	
	Whole Country	247,593		190,063		24,561		15,562		1,860		479,639	26%

2.5 Expanded program on immunization

2.5.1 Immunization Coverage of Children under 1 year and tetanus toxoid coverage for pregnant women

Provinces	Exp. Preg.W	# of TT 2	% TT 2	Children <1year	# of DPT 3	% DPT 3	# of Measle	% Measle	# of Full immunize	% full immunize
Banteay Meanchey	20,341	7,960	39%	18,751	16,509	88%	16,299	87%	15,719	84%
Battambang	30,740	10,317	34%	28,658	25,050	87%	23,375	82%	22,598	79%
Kampong Cham	50,421	16,067	32%	46,087	44,619	97%	44,629	97%	44,240	96%
Kampong Chhnang	16,035	2,576	16%	14,675	13,678	93%	13,655	93%	13,634	93%
Kampong Speu	22,212	4,034	18%	20,633	17,516	85%	17,532	85%	16,965	82%
Kampong Thom	18,924	5,926	31%	17,874	15,741	88%	15,280	85%	14,676	82%
Kampot	16,383	6,601	40%	15,384	14,285	93%	13,333	87%	12,779	83%
Kandal	32,892	13,365	41%	30,529	28,125	92%	27,897	91%	26,052	85%
Koh Kong	4,052	1,368	34%	3,787	3,172	84%	2,977	79%	2,896	76%
Kratie	10,193	1,605	16%	9,520	5,758	60%	5,700	60%	5,104	54%
Mondul Kiri	2,432	214	9%	1,817	1,568	86%	1,443	79%	1,316	72%
Phnom Penh	26,514	11,346	43%	25,112	19,878	79%	19,798	79%	17,419	69%
Preah Vihear	5,296	984	19%	5,106	3,467	68%	3,813	75%	3,715	73%
Prey Veng	25,579	7,685	30%	23,234	19,788	85%	20,939	90%	20,660	89%
Pursat	12,707	3,317	26%	11,411	10,140	89%	10,141	89%	9,968	87%
Ratanak Kiri	6,150	1,293	21%	4,483	3,929	88%	3,453	77%	2,980	66%
Siemreap	28,682	9,797	34%	26,928	23,327	87%	23,440	87%	23,095	86%
Sihanoukville	5,797	1,076	19%	5,336	4,010	75%	3,644	68%	3,588	67%
Stung Treng	3,464	359	10%	3,339	2,730	82%	2,692	81%	2,691	81%
Svay Rieng	12,070	2,381	20%	11,197	10,219	91%	10,742	96%	10,626	95%
Takeo	23,630	7,599	32%	21,915	17,737	81%	18,553	85%	18,540	85%
Oddar Meanchey	5,378	1,206	22%	4,949	4,451	90%	4,287	87%	4,217	85%
Kep	965	355	37%	895	804	90%	656	73%	656	73%
Pailin	1,973	817	41%	1,822	1,363	75%	1,322	73%	1,285	71%
Total Provinces	342,756	118,248	34%	315,978	307,864	97%	305,600	97%	295,419	93%
National Hospital										
Ang Daung										
Calmette		1,276			0		0		0	
CENAT										
Khmer-Soviet										
Kossamak		4			2,110		2,072		0	
Kunteak Bopha		1,514			2,487		2,437		2,587	
MCH		0			2,774		2,447		141	
National Pediatric Jaya 7					0		0			
Total Hospital		2,794	11%		7,371	28%	6,956	26%	2,728	10%
Whole Country	342,756	121,042	35%		315,235	92%	312,556	91%	298,147	87%

2.5.2 Folic acid and Iron

Province	OD	ANC activities at Health centers			HC Deliveries			ANC outreach Activities			Home Deliveries		Pregnant Women		% Pregnant Women	
		First(60)	Second(30)	Third(30)	Received Iron	First(60)	Second(30)	Third(30)	Received Iron	Received Iron	Received Iron	Received Iron	Received Iron	Received Iron	Received Iron	Received Iron
Banteay Meanchey																
	Mongkol Borei	6,595	4,903	104	2,880	728	574	21	2,193	5,477						
	Ou Chrov	5,520	3,469	385	1,705	878	601	3	2,483	4,070						
	Preah Net Preah	2,713	2,307	0	1,196	355	442	0	648	2,749						
	Thma Puok	2,361	1,886	369	938	496	378	8	777	2,264						
	<i>Sub_total</i>	<i>17,189</i>	<i>12,565</i>	<i>858</i>	<i>6,719</i>	<i>2,457</i>	<i>1,995</i>	<i>32</i>	<i>6,101</i>	<i>14,560</i>						<i>72%</i>
Battambang																
	Thma Koul	4,469	4,037	2,281	1,795	166	78	28	1,066	4,115						
	Mong Russei	4,663	3,313	0	1,356	369	334	0	491	3,647						
	Sampov Luon	3,534	2,904	978	984	457	432	126	179	3,336						
	Battambang	6,797	5,382	1,805	3,560	872	886	230	465	6,268						
	Sangkae	4,138	3,293	924	2,018	247	214	16	433	3,507						
	<i>Sub_total</i>	<i>23,601</i>	<i>18,929</i>	<i>5,988</i>	<i>9,713</i>	<i>2,111</i>	<i>1,944</i>	<i>400</i>	<i>2,634</i>	<i>20,873</i>						<i>68%</i>
Kampong Cham																
	Chamkar Leu	3,026	2,160	18	1,146	469	353	6	386	2,513						
	Choeung Prey	4,504	5,306	2,315	1,751	469	558	129	458	5,864						
	Kampong Cham	5,146	3,804	44	3,621	459	415	0	1,292	4,219						
	Kroch Chhmar	1,830	1,572	302	724	863	546	41	502	2,118						
	Memut	1,846	1,359	7	845	1,910	1,584	42	1,544	2,943						
	O Reang Ov	797	792	303	400	248	236	54	565	1,028						
	Ponhea Krek	4,390	3,546	1,037	2,282	512	617	330	1,240	4,163						
	Prey Chhor	3,342	5,492	1,568	1,802	261	450	178	700	5,942						
	Srei Santhor	1,684	1,838	700	1,257	973	987	315	1,423	2,825						
	Tbong Khmum	2,161	1,907	785	1,442	2,264	2,189	881	1,999	4,096						
	<i>Sub_total</i>	<i>28,726</i>	<i>27,776</i>	<i>7,079</i>	<i>15,270</i>	<i>8,428</i>	<i>7,935</i>	<i>1,976</i>	<i>10,109</i>	<i>35,711</i>						<i>71%</i>

Province	OD	ANC activities at Health centers			HC Deliveries			ANC outreach Activities			Home Deliveries		Pregnant Women		% Pregnant Women	
		First(60)	Second(30)	Third(30)	Received Iron	First(60)	Second(30)	Third(30)	Received Iron	Received Iron (90)	Received Iron (90)	Received Iron (90)	Received Iron (90)	Received Iron (90)	Received Iron (90)	
Kampong Chhnang																
	Kampong Chhnang	4,262	2,819	274	2,656	1,249	1,171	259	1,473	3,990						
	Kampong Tralach	4,216	3,946	0	2,354	213	153	0	207	4,099						
	Boribo	2,453	1,899	10	2,929	369	230	31	339	2,129						
	<i>Sub_total</i>	<i>10,931</i>	<i>8,664</i>	<i>284</i>	<i>7,939</i>	<i>1,831</i>	<i>1,554</i>	<i>290</i>	<i>2,019</i>	<i>10,218</i>						<i>64%</i>
Kampong Speu																
	Kampong Speu	6,532	6,475	1,797	2,628	819	870	304	1,421	7,345						
	Kong Pisey	4,673	3,551	137	3,049	385	327	75	1,437	3,878						
	Ou Dongk	3,108	2,577	403	1,355	431	387	153	1,092	2,964						
	<i>Sub_total</i>	<i>14,313</i>	<i>12,603</i>	<i>2,337</i>	<i>7,032</i>	<i>1,635</i>	<i>1,584</i>	<i>532</i>	<i>3,950</i>	<i>14,187</i>						<i>64%</i>
Kampong Thom																
	Baray and Santuk	4,673	3,380	83	2,260	380	194	25	2,065	3,574						
	Kampong Thom	5,384	3,941	43	1,345	621	366	41	1,741	4,307						
	Stong	2,546	1,911	29	597	639	476	2	1,047	2,387						
	<i>Sub_total</i>	<i>12,603</i>	<i>9,232</i>	<i>155</i>	<i>4,202</i>	<i>1,640</i>	<i>1,036</i>	<i>68</i>	<i>4,853</i>	<i>10,268</i>						<i>54%</i>
Kampot																
	Angkor Chey	1,144	1,033	0	728	950	888	0	1,392	1,921						
	Chhouk	2,934	3,353	53	1,478	950	1,134	2	1,006	4,487						
	Kampong Trach	2,586	1,988	14	1,012	1,012	977	2	2,184	2,965						
	Kampot	2,805	1,843	10	538	421	310	0	1,496	2,153						
	<i>Sub_total</i>	<i>9,469</i>	<i>8,217</i>	<i>77</i>	<i>3,756</i>	<i>3,333</i>	<i>3,309</i>	<i>4</i>	<i>6,078</i>	<i>11,526</i>						<i>70%</i>

Province	OD	ANC activities at Health centers			HC Deliveries			ANC outreach Activities			Home Deliveries		% Pregnant Women	
		First(60)	Second(30)	Third(30)	Received Iron	First(60)	Second(30)	Third(30)	Received Iron	Pregnant Women Received Iron (90)	% Pregnant Women Received Iron (90)			
Kandal	Ang Snuol	2,840	2,338	1,441	1,397	377	363	293	219	2,701				
	Kean Svay	3,908	3,449	1,640	2,999	349	231	206	1,060	3,680				
	Koh Thom	3,194	2,672	0	1,547	119	110	0	547	2,782				
	Ksach Kandal	2,871	2,140	0	1,719	151	129	0	279	2,269				
	Muk Kam Poul	2,351	1,668	325	1,247	238	209	30	334	1,877				
	Ponhea Leu	4,284	3,885	265	1,176	24	32	1	114	3,917				
	Ssang	3,380	2,432	609	1,083	320	236	51	377	2,668				
	Takhmau	6,929	5,636	542	2,964	268	231	74	435	5,867				
	<i>Sub_total</i>	<i>29,757</i>	<i>24,220</i>	<i>4,822</i>	<i>14,132</i>	<i>1,846</i>	<i>1,541</i>	<i>655</i>	<i>3,365</i>	<i>25,761</i>	<i>78%</i>			
	Koh Kong	Smach Mean Chey	1,140	983	2	305	390	362	13	467	1,345			
Srae Ambel		1,343	987	18	569	347	294	1	620	1,281				
<i>Sub_total</i>		<i>2,483</i>	<i>1,970</i>	<i>20</i>	<i>874</i>	<i>737</i>	<i>656</i>	<i>14</i>	<i>1,087</i>	<i>2,626</i>	<i>65%</i>			
Chhlong		2,104	1,350	34	1,128	17	6	0	89	1,356				
Kratie		4,557	2,755	107	1,491	183	51	0	799	2,806				
Mondul Kiri	<i>Sub_total</i>	<i>6,661</i>	<i>4,105</i>	<i>141</i>	<i>2,619</i>	<i>200</i>	<i>57</i>	<i>0</i>	<i>888</i>	<i>4,162</i>	<i>41%</i>			
	Sen Monorom	1,375	1,034	520	524	370	294	129	451	1,328				
	<i>Sub_total</i>	<i>1,375</i>	<i>1,034</i>	<i>520</i>	<i>524</i>	<i>370</i>	<i>294</i>	<i>129</i>	<i>451</i>	<i>1,328</i>	<i>55%</i>			
Phnom Penh	Cheung	2,870	2,420	2,169	1,477	9	11	10	17	2,431				
	Central	4,401	2,977	2,626	3,283	19	0	0	149	2,977				
	Lech	8,535	5,973	4,445	2,484	10	12	37	5	5,985				
	Tbong	6,253	4,175	1,753	2,311	61	39	45	121	4,214				
	<i>Sub_total</i>	<i>22,059</i>	<i>15,545</i>	<i>10,993</i>	<i>9,555</i>	<i>99</i>	<i>62</i>	<i>92</i>	<i>292</i>	<i>15,607</i>	<i>59%</i>			

Province	OD	ANC activities at Health centers			HC Deliveries			ANC outreach Activities			Home Deliveries		Pregnant Women		% Pregnant Women		
		First(60)	Second(30)	Third(30)	Received Iron	First(60)	Second(30)	Third(30)	Received Iron	Received Iron	Received Iron	Received Iron	Received Iron	Received Iron	Received Iron	Received Iron	
Preah Vihear	Tbeng Meanchey	2,926	2,090	0	2,009	1,135	785	0	1,097	2,875	2,875	54%					
	<i>Sub_total</i>	<i>2,926</i>	<i>2,090</i>	<i>0</i>	<i>2,009</i>	<i>1,135</i>	<i>785</i>	<i>0</i>	<i>1,097</i>	<i>2,875</i>	<i>2,875</i>	<i>54%</i>					
Prey Veng	Kamchay Mear	1,800	1,460	14	652	870	714	45	1,564	2,174	2,174						
	Kampong Trabek	2,144	1,560	272	351	867	619	92	2,408	2,179	2,179						
	Mesang	2,559	2,164	906	967	246	163	38	910	2,327	2,327						
	Neak Loeng	1,988	1,930	268	743	1,984	1,650	284	2,742	3,580	3,580						
	Peareang	2,268	2,011	35	2,377	2,336	2,206	0	496	4,217	4,217						
	Preah Sdach	2,600	1,688	780	949	383	233	34	728	1,921	1,921						
	Prey Veng	1,677	1,827	36	1,107	2,187	1,611	31	2,332	3,438	3,438						
	<i>Sub_total</i>	<i>15,036</i>	<i>12,640</i>	<i>2,311</i>	<i>7,146</i>	<i>8,873</i>	<i>7,196</i>	<i>524</i>	<i>11,180</i>	<i>19,836</i>	<i>19,836</i>	<i>78%</i>					
Pursat																	
Ratanak Kiri	Bakan	2,817	2,676	12	1,359	909	820	11	1,154	3,496	3,496						
	Sampov Meas	4,573	3,473	978	2,275	2,965	2,798	1,036	2,713	6,271	6,271						
	<i>Sub_total</i>	<i>7,390</i>	<i>6,149</i>	<i>990</i>	<i>3,634</i>	<i>3,874</i>	<i>3,618</i>	<i>1,047</i>	<i>3,867</i>	<i>9,767</i>	<i>9,767</i>	<i>77%</i>					
Siemreap	Ratanak Kiri	4,387	2,912	9	1,259	587	495	5	1,515	3,407	3,407						
	<i>Sub_total</i>	<i>4,387</i>	<i>2,912</i>	<i>9</i>	<i>1,259</i>	<i>587</i>	<i>495</i>	<i>5</i>	<i>1,515</i>	<i>3,407</i>	<i>3,407</i>	<i>55%</i>					
Sihanoukville	Kralanh	2,890	2,704	901	1,132	301	271	68	1,228	2,975	2,975						
	Siem Reap	9,117	8,173	11	3,658	1,883	1,645	2	3,011	9,818	9,818						
	Sot Nikum	6,987	5,753	1,439	3,811	182	111	9	757	5,864	5,864						
	Ankor Chhum	6,083	4,809	887	2,985	156	116	82	978	4,925	4,925						
	<i>Sub_total</i>	<i>25,077</i>	<i>21,439</i>	<i>3,238</i>	<i>11,586</i>	<i>2,522</i>	<i>2,143</i>	<i>161</i>	<i>5,974</i>	<i>23,582</i>	<i>23,582</i>	<i>82%</i>					

Province	OD	ANC activities at Health centers			HC Deliveries			ANC outreach Activities			Home Deliveries		Pregnant Women		% Pregnant Women	
		First(60)	Second(30)	Third(30)	Received Iron	First(60)	Second(30)	Third(30)	Received Iron	Received Iron	Received Iron	Received Iron (90)	Received Iron (90)	Received Iron (90)	Received Iron (90)	
Stung Treng	Stung Treng	1,517	1,000	33	401	1,579	1,183	42	1,492	2,183						
	<i>Sub_total</i>	<i>1,517</i>	<i>1,000</i>	<i>33</i>	<i>401</i>	<i>1,579</i>	<i>1,183</i>	<i>42</i>	<i>1,492</i>	<i>2,183</i>					<i>63%</i>	
	Chi Phu	2,178	1,409	590	1,183	488	500	305	864	1,909						
Svay Rieng	Romeas Hek	3,081	2,611	226	1,616	390	490	92	451	3,101						
	Svay Rieng	5,782	4,464	787	2,347	465	262	8	1,858	4,726						
	<i>Sub_total</i>	<i>11,041</i>	<i>8,484</i>	<i>1,603</i>	<i>5,146</i>	<i>1,343</i>	<i>1,252</i>	<i>405</i>	<i>3,173</i>	<i>9,736</i>					<i>81%</i>	
Takeo	Ang Rokar	2,982	4,359	2,112	2,717	6	1	0	22	4,360						
	Bati	4,150	3,219	3,487	1,993	498	483	342	385	3,702						
	Daun Keo	2,386	1,772	692	1,538	1,326	1,359	381	827	3,131						
Oddar Meanchey	Kirivong	2,291	2,010	83	3,190	2,150	2,489	171	260	4,499						
	Prey Kabass	3,772	3,485	4,567	2,169	330	283	343	274	3,768						
	<i>Sub_total</i>	<i>15,581</i>	<i>14,845</i>	<i>10,941</i>	<i>11,607</i>	<i>4,310</i>	<i>4,615</i>	<i>1,237</i>	<i>1,768</i>	<i>19,460</i>					<i>82%</i>	
Kep	Samraong	4,751	3,270	340	2,265	748	646	150	607	3,916						
	<i>Sub_total</i>	<i>4,751</i>	<i>3,270</i>	<i>340</i>	<i>2,265</i>	<i>748</i>	<i>646</i>	<i>150</i>	<i>607</i>	<i>3,916</i>					<i>73%</i>	
	Kep	313	221	14	156	221	108	6	157	329						
Pailin	<i>Sub_total</i>	<i>313</i>	<i>221</i>	<i>14</i>	<i>156</i>	<i>221</i>	<i>108</i>	<i>6</i>	<i>157</i>	<i>329</i>					<i>34%</i>	
	Pailin	2,098	1,429	768	490	929	70	78	44	1,499						
	<i>Sub_total</i>	<i>2,098</i>	<i>1,429</i>	<i>768</i>	<i>490</i>	<i>929</i>	<i>70</i>	<i>78</i>	<i>44</i>	<i>1,499</i>					<i>76%</i>	
Total		272,672	221,759	54,627	129,078	51,036	44,229	7,890	73,399	265,988					78%	

National Hospital

Province	OD	ANC activities at Health centers			HC Deliveries			ANC outreach Activities			Home Deliveries		% Pregnant Women Received Iron (90)	
		First(60)	Second(30)	Third(30)	Received Iron	First(60)	Second(30)	Third(30)	Received Iron	Received Iron	Pregnant Women Received Iron (90)	% Pregnant Women Received Iron (90)		
Ang Daung	0	0	0	0	0	0	0	0	0	0	0	0	0	
Calmette	1,350	1,210	2,056	6,276	2,463	0	0	0	0	1,210	0	0	0	
CENAT	0	0	0	0	0	0	0	0	0	0	0	0	0	
Khmer-Soviet	0	0	0	0	0	0	0	0	0	0	0	0	0	
Kossamak	0	0	0	0	0	0	0	0	0	0	0	0	0	
Kuntak Bopha	0	0	0	0	0	0	0	0	0	0	0	0	0	
MCH	8,074	5,275	10,822	923	1,009	0	0	0	0	5,275	0	0	0	
National Pediatric	0	0	0	0	0	0	0	0	0	0	0	0	0	
Jayavaraman 7	0	0	0	0	0	0	0	0	0	0	0	0	0	
Total	9,424	6,485	12,878	7,199	3,472	1,483	2,143	0	6,485	0	6,485	0	0	
Whole Country	282,096	228,244	67,505	136,277	54,508	45,712	10,033	73,399	272,473	0	272,473	0	79%	

2.5.3 Vit A

Province	OD	Prevention				Post deliveries within 8 weeks	Exophthalmia Night	Treatment	
		Children 6_11 months	Children 12_59 months	Children 6-59 months	% Recive VitA			Measles	Malnutrition Chronic Diarrhea
Banteay Meanchey									
	Mongkol Borei	2,864	24,769	27,633		3,040	13	0	0
	Ou Chrov	2,909	17,769	20,678		2,481	0	0	0
	Preah Net Preah	1,722	14,138	15,860		1,419	1	0	161
	Thma Puok	1,317	12,748	14,065		1,279	2	0	0
	<i>Sub_total</i>	<i>8,812</i>	<i>69,424</i>	<i>78,236</i>	<i>114</i>	<i>8,219</i>	<i>16</i>	<i>0</i>	<i>161</i>
Battambang									
	Thma Koul	2,311	18,761	21,072		2,454	0	0	1
	Mong Russei	2,389	15,352	17,741		2,165	0	0	0
	Sampov Luon	977	3,751	4,728		630	0	0	0
	Battambang	3,152	23,551	26,703		4,690	255	0	4
	Sangkae	1,955	15,111	17,066		1,616	3	0	2
	<i>Sub_total</i>	<i>10,784</i>	<i>76,526</i>	<i>87,310</i>	<i>90</i>	<i>11,555</i>	<i>258</i>	<i>0</i>	<i>7</i>
Kampong Cham									
	Chamkar Leu	1,950	13,270	15,220		1,451	34	0	2
	Choeung Prey	1,516	11,463	12,979		1,669	108	0	250
	Kampong Cham	4,171	21,020	25,191		4,138	8	0	3
	Kroch Chhmar	783	5,348	6,131		457	1	0	0
	Memut	973	12,854	13,827		1,294	5	0	0
	O Reang Ov	1,576	8,736	10,312		1,185	0	0	0
	Ponhea Krek	4,408	20,391	24,799		2,437	219	0	33
	Prey Chhor	2,385	19,202	21,587		1,945	12	0	1
	Srei Santhor	1,827	13,969	15,796		1,660	12	0	2
	Tbong Khmum	2,728	19,826	22,554		2,174	16	0	47
	<i>Sub_total</i>	<i>22,317</i>	<i>146,079</i>	<i>168,396</i>	<i>109</i>	<i>18,410</i>	<i>415</i>	<i>0</i>	<i>338</i>
Kampong Chhnang									
	Kampong Chhnang	3,248	20,881	24,129		2,894	7	29	19
	Kampong Tralach	2,631	15,595	18,226		1,828	4	0	17
	Boribo	1,378	8,797	10,175		1,491	12	0	4
	<i>Sub_total</i>	<i>7,257</i>	<i>45,273</i>	<i>52,530</i>	<i>106</i>	<i>6,213</i>	<i>23</i>	<i>29</i>	<i>40</i>
Kampong Speu									
	Kampong Speu.	4,209	34,524	38,733		3,387	28	0	0
	Kong Pisey	3,005	23,245	26,250		2,391	0	0	6
	Ou Dongk	1,383	12,080	13,463		1,450	1	0	5
	<i>Sub_total</i>	<i>8,597</i>	<i>69,849</i>	<i>78,446</i>	<i>109</i>	<i>7,228</i>	<i>29</i>	<i>0</i>	<i>11</i>
Kampong Thom									
	Baray and Santuk	3,109	22,620	25,729		2,437	39	0	5
	Kampong Thom	4,027	29,806	33,833		2,715	0	0	2
	Stong	1,780	15,477	17,257		1,013	16	0	1
	<i>Sub_total</i>	<i>8,916</i>	<i>67,903</i>	<i>76,819</i>	<i>117</i>	<i>6,165</i>	<i>55</i>	<i>0</i>	<i>8</i>
Kampot									
	Angkor Chey	1,617	10,869	12,486		1,254	0	0	0
	Chhouk	2,670	15,888	18,558		1,534	0	0	0
	Kampong Trach	2,367	14,514	16,881		1,665	1	0	2
	Kampot	2,620	12,975	15,595		1,574	1	0	2
	<i>Sub_total</i>	<i>9,274</i>	<i>54,246</i>	<i>63,520</i>	<i>98</i>	<i>6,027</i>	<i>2</i>	<i>0</i>	<i>4</i>
Kandal									
	Ang Snuol	1,231	9,544	10,775		943	5	0	0
	Kean Svay	3,744	16,653	20,397		2,327	6	0	17
	Koh Thom	1,628	11,247	12,875		1,342	6	0	0
	Ksach Kandal	1,541	9,670	11,211		1,575	0	0	0
	Muk Kam Poul	1,094	7,051	8,145		1,596	3	0	12
	Ponhea Leu	1,308	8,163	9,471		1,079	26	0	126
	Saang	2,183	14,364	16,547		1,194	38	0	19
	Takhmau	4,251	20,921	25,172		2,168	7	1	35
	<i>Sub_total</i>	<i>16,980</i>	<i>97,613</i>	<i>114,593</i>	<i>101</i>	<i>12,224</i>	<i>91</i>	<i>1</i>	<i>209</i>
Koh Kong									
	Smach Mean Chey	918	6,382	7,300		617	0	1	0
	Srae Ambel	831	7,813	8,644		583	0	4	8
	<i>Sub_total</i>	<i>1,749</i>	<i>14,195</i>	<i>15,944</i>	<i>106</i>	<i>1,200</i>	<i>0</i>	<i>5</i>	<i>8</i>

Province	OD	Prevention				Post deliveries within 8 weeks	Exophthalmia Night	Treatment	
		Children 6_11 months	Children 12_59 months	Children 6-59 months	% Recive VitA			Measles	Malnutrition Chronic Diarrhea
Kratie	Chhlong	1,346	9,443	10,789		988	26	0	0
	Kratie	2,571	15,425	17,996		1,241	5	0	14
	<i>Sub_total</i>	<i>3,917</i>	<i>24,868</i>	<i>28,785</i>	<i>78</i>	<i>2,229</i>	<i>31</i>	<i>0</i>	<i>14</i>
Mondul Kiri	Sen Monorom	1,062	7,348	8,410		436	5	0	17
	<i>Sub_total</i>	<i>1,062</i>	<i>7,348</i>	<i>8,410</i>	<i>119</i>	<i>436</i>	<i>5</i>	<i>0</i>	<i>17</i>
Phnom Penh	Cheung	1,177	5,292	6,469		1,043	0	0	0
	Central	5,236	20,530	25,766		2,206	147	0	0
	Lech	5,363	28,367	33,730		1,600	2	0	0
	Tbong	4,246	18,257	22,503		1,545	0	0	8
	<i>Sub_total</i>	<i>16,022</i>	<i>72,446</i>	<i>88,468</i>	<i>97</i>	<i>6,394</i>	<i>149</i>	<i>0</i>	<i>8</i>
Preah Vihear	Tbeng Meanchey	2,409	16,694	19,103		2,044	0	0	0
	<i>Sub_total</i>	<i>2,409</i>	<i>16,694</i>	<i>19,103</i>	<i>96</i>	<i>2,044</i>	<i>0</i>	<i>0</i>	<i>0</i>
Prey Veng	Kamchay Mear	1,634	10,716	12,350		1,134	1	0	2
	Kampong Trabek	1,663	11,202	12,865		1,435	0	0	0
	Mesang	886	7,123	8,009		1,128	0	0	0
	Neak Loeung	2,350	16,441	18,791		1,840	0	0	0
	Peareang	2,501	19,021	21,522		1,492	34	0	0
	Preah Sdach	1,739	11,590	13,329		1,158	0	0	0
	Prey Veng	2,811	17,878	20,689		1,951	0	0	0
	<i>Sub_total</i>	<i>13,584</i>	<i>93,971</i>	<i>107,555</i>	<i>117</i>	<i>10,138</i>	<i>35</i>	<i>0</i>	<i>2</i>
Pursat	Bakan	1,654	11,217	12,871		1,420	4	0	0
	Sampov Meas	3,875	23,345	27,220		3,537	16	0	43
	<i>Sub_total</i>	<i>5,529</i>	<i>34,562</i>	<i>40,091</i>	<i>103</i>	<i>4,957</i>	<i>20</i>	<i>0</i>	<i>43</i>
Ratanak Kiri	Ratanak Kiri	2,456	6,035	8,491		1,581	31	0	20
	<i>Sub_total</i>	<i>2,456</i>	<i>6,035</i>	<i>8,491</i>	<i>49</i>	<i>1,581</i>	<i>31</i>	<i>0</i>	<i>20</i>
Siemreap	Kralanh	1,993	13,920	15,913		1,734	132	1	8
	Siem Reap	3,995	26,980	30,975		3,496	5	0	52
	Sot Nikum	5,311	24,445	29,756		2,912	63	0	199
	Ankor Chhum	2,657	19,396	22,053		2,743	6	0	42
	<i>Sub_total</i>	<i>13,956</i>	<i>84,741</i>	<i>98,697</i>	<i>94</i>	<i>10,885</i>	<i>206</i>	<i>1</i>	<i>301</i>
Sihanoukville	Sihanouk	1,857	13,860	15,717		1,422	4	0	7
	<i>Sub_total</i>	<i>1,857</i>	<i>13,860</i>	<i>15,717</i>	<i>73</i>	<i>1,422</i>	<i>4</i>	<i>0</i>	<i>7</i>
Stung Treng	Steung Treng	1,469	11,217	12,686		1,198	0	0	22
	<i>Sub_total</i>	<i>1,469</i>	<i>11,217</i>	<i>12,686</i>	<i>98</i>	<i>1,198</i>	<i>0</i>	<i>0</i>	<i>22</i>
Svay Rieng	Chi Phu	1,710	10,454	12,164		1,181	0	0	0
	Romeas Hek	3,342	10,017	13,359		1,140	0	0	0
	Svay Rieng	3,588	23,584	27,172		4,161	0	0	0
	<i>Sub_total</i>	<i>8,640</i>	<i>44,055</i>	<i>52,695</i>	<i>125</i>	<i>6,482</i>	<i>0</i>	<i>0</i>	<i>0</i>
Takeo	Ang Rokar	1,698	14,294	15,992		1,430	0	0	1
	Bati	1,844	15,005	16,849		1,597	2	1	7
	Daum Keo	1,462	14,760	16,222		1,213	5	0	49
	Kirivong	3,131	22,985	26,116		2,812	27	0	18
	Prey Kabass	1,745	18,648	20,393		1,066	5	4	20
	<i>Sub_total</i>	<i>9,880</i>	<i>85,692</i>	<i>95,572</i>	<i>111</i>	<i>8,118</i>	<i>39</i>	<i>5</i>	<i>95</i>
Oddar Meanchey	Samraong	2,397	19,978	22,375		2,083	39	2	270
	<i>Sub_total</i>	<i>2,397</i>	<i>19,978</i>	<i>22,375</i>	<i>119</i>	<i>2,083</i>	<i>39</i>	<i>2</i>	<i>270</i>
Kep	Kep	305	1,320	1,625		216	0	0	8
	<i>Sub_total</i>	<i>305</i>	<i>1,320</i>	<i>1,625</i>	<i>41</i>	<i>216</i>	<i>0</i>	<i>0</i>	<i>8</i>

Province	OD	Prevention				Post deliveries within 8 weeks	Exophthalmia Night	Treatment	
		Children 6_11 months	Children 12_59 months	Children 6-59 months	% Recive VitA			Measles	Malnutrition Chronic Diarrhea
Pailin	Pailin	728	4,677	5,405		326	2	0	0
	Sub_total	728	4,677	5,405	80	326	2	0	0
	<i>Total</i>	<i>178,897</i>	<i>1,162,572</i>	<i>1,341,469</i>	<i>97</i>	<i>135,750</i>	<i>1,450</i>	<i>43</i>	<i>1,593</i>
National Hospital	Ang Daung	0	0	0		0	0	0	0
	Calmette	0	0	0		0	0	0	0
	CENAT	0	0	0		0	0	0	0
	Khmer-Soviet Friends	0	0	0		0	0	0	0
	Kossamak	0	0	0		160	0	0	0
	Kuntak Bopha	0	0	0		0	0	0	0
	MCH	0	0	0		0	0	0	0
	National Pediatric	0	0	0		0	0	0	0
	YaYa 7	0	0	0		0	0	0	0
	<i>Total</i>	<i>0</i>	<i>0</i>	<i>0</i>		<i>160</i>	<i>0</i>	<i>0</i>	<i>0</i>
	<i>Whole Country</i>		<i>178,897</i>	<i>1,162,572</i>	<i>1,341,469</i>	<i>97</i>	<i>135,910</i>	<i>1,450</i>	<i>43</i>

2.6 Hospital Activities

2.6.1 Number and type of hospital discharges and Main Health hospital indicator by province and National Hospital

Province	OD	Beds	Auth. Disch	UnAuth. Disch	T transferred	Deaths	T ot. Dish	EHD	ALS	BOR	Hos.Mort.Rate
Banteay Meanchey	Mongkol Borei	195	7,045	1	6	153	7,205	70,176	10	99%	2.1%
	Ou Chrov	28	1,593	127	151	32	1,903	8,179	4	80%	1.7%
	Preah Net Preah	30	801	4	103	9	917	5,721	6	52%	1.0%
	Thma Puok	60	2,231	5	151	45	2,432	13,308	5	61%	1.9%
	<i>Sub_total</i>	<i>313</i>	<i>11,670</i>	<i>137</i>	<i>411</i>	<i>239</i>	<i>12,457</i>	<i>97,384</i>	<i>8</i>	<i>85%</i>	<i>1.9%</i>
Battambang	Thma Koul	48	1,078	22	228	18	1,346	9,052	7	52%	1.3%
	Mong Russei	64	3,159	46	251	77	3,533	18,412	5	79%	2.2%
	Sampov Luon	65	1,115	6	45	9	1,175	7,846	7	33%	0.8%
	Battambang	220	9,514	127	4	303	9,948	57,533	6	72%	3.0%
	Sangkae	0	0	0	0	0	0	0	0	###	#DIV/0!
<i>Sub_total</i>	<i>397</i>	<i>14,866</i>	<i>201</i>	<i>528</i>	<i>407</i>	<i>16,002</i>	<i>92,843</i>	<i>6</i>	<i>64%</i>	<i>2.5%</i>	
Kampong Cham	Chamkar Leu	50	3,275	98	248	27	3,648	16,936	5	93%	0.7%
	Choeung Prey	50	2,725	11	404	15	3,155	16,543	5	91%	0.5%
	Kampong Cham	230	11,175	69	319	364	11,927	81,640	7	97%	3.1%
	Kroch Chhmar	40	826	5	21	10	862	4,575	5	31%	1.2%
	Memut	60	3,281	90	367	42	3,780	13,443	4	61%	1.1%
	O Reang Ov	40	923	4	52	7	986	5,702	6	39%	0.7%
	Ponhea Krek	50	4,475	45	353	76	4,949	19,126	4	105%	1.5%
	Prey Chhor	50	1,992	48	193	14	2,247	12,166	5	67%	0.6%
	Stei Santhor	55	1,698	0	245	19	1,962	11,482	6	57%	1.0%
	Tbong Khmum	65	2,174	7	128	23	2,332	10,306	4	43%	1.0%
<i>Sub_total</i>	<i>690</i>	<i>32,544</i>	<i>377</i>	<i>2,330</i>	<i>597</i>	<i>35,848</i>	<i>191,919</i>	<i>5</i>	<i>76%</i>	<i>1.7%</i>	

Province	OD	Beds	Auth. Disch	UnAuth. Disch	Transferred	Deaths	Tot. Dish	EHD	ALS	BOR	Hos. Mort. Rate
Kampong Chhnang	Kampong Chhnang	125	5,462	33	116	48	5,659	32,376	6	71%	0.8%
	Kampong Tralach	28	1,733	0	362	11	2,106	10,994	5	108%	0.5%
	Boribo	0	0	0	0	0	0	0	0	#DIV/0!	#DIV/0!
	<i>Sub_total</i>	<i>153</i>	<i>7,195</i>	<i>33</i>	<i>478</i>	<i>59</i>	<i>7,765</i>	<i>43,370</i>	<i>6</i>	<i>78%</i>	<i>0.8%</i>
Kampong Speu	Kampong Speu.	80	5,048	2	119	141	5,310	25,338	5	87%	2.7%
	Kong Pisey	33	955	0	41	2	998	6,978	7	58%	0.2%
	Ou Dongk	40	1,550	0	42	9	1,601	9,109	6	62%	0.6%
	<i>Sub_total</i>	<i>153</i>	<i>7,553</i>	<i>2</i>	<i>202</i>	<i>152</i>	<i>7,909</i>	<i>41,425</i>	<i>5</i>	<i>74%</i>	<i>1.9%</i>
Kampong Thom	Baray and Santuk	40	1,051	6	177	19	1,253	6,685	5	46%	1.5%
	Kampong Thom	100	4,407	35	189	125	4,756	23,998	5	66%	2.6%
	Stong	50	2,323	0	0	59	2,382	14,823	6	81%	2.5%
	<i>Sub_total</i>	<i>190</i>	<i>7,781</i>	<i>41</i>	<i>366</i>	<i>203</i>	<i>8,391</i>	<i>45,506</i>	<i>5</i>	<i>66%</i>	<i>2.4%</i>
Kampot	Angkor Chey	40	1,602	10	125	7	1,744	9,538	5	65%	0.4%
	Chhouk	70	881	0	41	0	922	5,433	6	21%	0.0%
	Kampong Trach	60	2,929	0	76	29	3,034	23,540	8	107%	1.0%
	<i>Sub_total</i>	<i>125</i>	<i>4,290</i>	<i>53</i>	<i>74</i>	<i>87</i>	<i>4,504</i>	<i>17,129</i>	<i>4</i>	<i>38%</i>	<i>1.9%</i>
	<i>Sub_total</i>	<i>295</i>	<i>9,702</i>	<i>63</i>	<i>316</i>	<i>123</i>	<i>10,204</i>	<i>55,640</i>	<i>5</i>	<i>52%</i>	<i>1.2%</i>
Kandal	Ang Snuol	0	0	0	0	0	0	0	0	#DIV/0!	#DIV/0!
	Kean Svay	28	743	0	0	0	743	3,424	5	34%	0.0%
	Koh Thom	52	1,385	1	41	1	1,428	10,527	7	55%	0.1%
	<i>Sub_total</i>	<i>50</i>	<i>1,355</i>	<i>0</i>	<i>71</i>	<i>0</i>	<i>1,426</i>	<i>9,410</i>	<i>7</i>	<i>52%</i>	<i>0.0%</i>
	<i>Sub_total</i>	<i>0</i>	<i>0</i>	<i>0</i>	<i>0</i>	<i>0</i>	<i>0</i>	<i>0</i>	<i>0</i>	<i>#DIV/0!</i>	<i>#DIV/0!</i>
	<i>Sub_total</i>	<i>0</i>	<i>0</i>	<i>0</i>	<i>0</i>	<i>0</i>	<i>0</i>	<i>0</i>	<i>0</i>	<i>#DIV/0!</i>	<i>#DIV/0!</i>
	<i>Sub_total</i>	<i>50</i>	<i>698</i>	<i>0</i>	<i>17</i>	<i>0</i>	<i>715</i>	<i>5,368</i>	<i>8</i>	<i>29%</i>	<i>0.0%</i>
	<i>Sub_total</i>	<i>120</i>	<i>3,668</i>	<i>5</i>	<i>15</i>	<i>24</i>	<i>3,712</i>	<i>19,449</i>	<i>5</i>	<i>44%</i>	<i>0.6%</i>
	<i>Sub_total</i>	<i>300</i>	<i>7,849</i>	<i>6</i>	<i>144</i>	<i>25</i>	<i>8,024</i>	<i>48,178</i>	<i>6</i>	<i>44%</i>	<i>0.3%</i>

Province	OD	Beds	Auth.Disch	UnAuth.Disch	T transferred	Deaths	T ot.Dish	EHD	ALS	BOR	Hos.Mort. Rate
Koh Kong	Smach Mean Chey	38	1,097	21	118	65	1,301	6,866	5	50%	5.0%
	Srae Ambel	10	770	15	86	14	885	3,732	4	102%	1.6%
	<i>Sub_total</i>	<i>48</i>	<i>1,867</i>	<i>36</i>	<i>204</i>	<i>79</i>	<i>2,186</i>	<i>10,598</i>	<i>5</i>	<i>60%</i>	<i>3.6%</i>
Kratie	Chhlong	50	2,900	26	159	340	3,425	13,753	4	75%	9.9%
	Kratie	114	2,830	62	7	93	2,992	13,474	5	32%	3.1%
	<i>Sub_total</i>	<i>164</i>	<i>5,730</i>	<i>88</i>	<i>166</i>	<i>433</i>	<i>6,417</i>	<i>27,227</i>	<i>4</i>	<i>45%</i>	<i>6.7%</i>
Mondul Kiri	Sen Monorom	27	746	104	39	22	911	3,835	4	39%	2.4%
	<i>Sub_total</i>	<i>27</i>	<i>746</i>	<i>104</i>	<i>39</i>	<i>22</i>	<i>911</i>	<i>3,835</i>	<i>4</i>	<i>39%</i>	<i>2.4%</i>
	Cheung	14	446	0	0	0	446	1,716	4	34%	0.0%
Phnom Penh	Central	176	7,143	50	160	22	7,375	34,570	5	54%	0.3%
	Lech	35	967	0	23	0	990	3,804	4	30%	0.0%
	Tbong	0	0	0	0	0	0	0	#####	#DIV/0!	#DIV/0!
	<i>Sub_total</i>	<i>225</i>	<i>8,556</i>	<i>50</i>	<i>183</i>	<i>22</i>	<i>8,811</i>	<i>40,090</i>	<i>5</i>	<i>49%</i>	<i>0.2%</i>
Preah Vihear	T beng Meanchey	60	2,625	0	50	61	2,736	13,473	5	62%	2.2%
	<i>Sub_total</i>	<i>60</i>	<i>2,625</i>	<i>0</i>	<i>50</i>	<i>61</i>	<i>2,736</i>	<i>13,473</i>	<i>5</i>	<i>62%</i>	<i>2.2%</i>
Prey Veng	Kamchay Mear	25	508	1	4	1	514	3,249	6	36%	0.2%
	Kampong Trabek	50	1,373	2	13	3	1,391	6,171	4	34%	0.2%
	Mesang	30	447	0	67	2	516	1,871	4	17%	0.4%
	Neak Loeung	60	1,115	0	1	6	1,122	7,256	6	33%	0.5%
	Pearcang	41	1,740	12	53	9	1,814	7,079	4	47%	0.5%
	Preah Sdach	30	727	4	25	1	757	3,321	4	30%	0.1%
	Prey Veng	106	1,693	1	11	21	1,726	12,184	7	31%	1.2%
<i>Sub_total</i>	<i>342</i>	<i>7,603</i>	<i>20</i>	<i>174</i>	<i>43</i>	<i>7,840</i>	<i>41,131</i>	<i>5</i>	<i>33%</i>	<i>0.5%</i>	

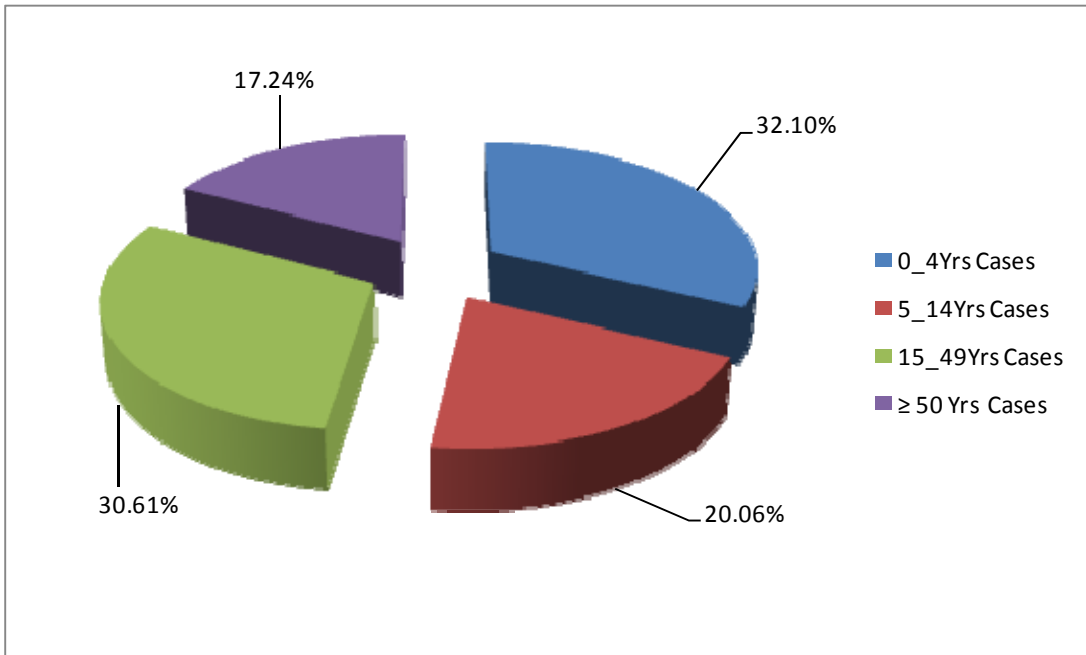
Province	OD	Beds	Auth. Disch	UnAuth. Disch	T ransferred	Deaths	T ot. Dish	EHD	ALS	BOR	Hos. Mort. Rate
Pursat	Bakan	46	1,268	27	207	33	1,535	7,500	5	45%	2.1%
	Sampov Meas	162	4,146	112	75	149	4,482	25,997	6	44%	3.3%
	<i>Sub_total</i>	<i>208</i>	<i>5,414</i>	<i>139</i>	<i>282</i>	<i>182</i>	<i>6,017</i>	<i>33,497</i>	<i>6</i>	<i>44%</i>	<i>3.0%</i>
Ratanak Kiri	Ratanak Kiri	88	3,072	112	91	99	3,374	12,999	4	40%	2.9%
	<i>Sub_total</i>	<i>88</i>	<i>3,072</i>	<i>112</i>	<i>91</i>	<i>99</i>	<i>3,374</i>	<i>12,999</i>	<i>4</i>	<i>40%</i>	<i>2.9%</i>
Siemreap	Kralanh	51	2,060	20	203	18	2,301	15,546	7	84%	0.8%
	Siem Reap	180	10,151	179	11	339	10,680	68,670	6	105%	3.2%
	Sot Nikum	90	2,213	37	126	63	2,439	23,911	10	73%	2.6%
	Ankor Chhum	0	0	0	0	0	0	0	###	#DIV/0!	#DIV/0!
<i>Sub_total</i>	<i>321</i>	<i>14,424</i>	<i>236</i>	<i>340</i>	<i>420</i>	<i>15,420</i>	<i>108,127</i>	<i>7</i>	<i>92%</i>	<i>2.7%</i>	
Sihanoukville	Sihanouk	73	3,434	59	16	118	3,627	17,080	5	64%	3.3%
	<i>Sub_total</i>	<i>73</i>	<i>3,434</i>	<i>59</i>	<i>16</i>	<i>118</i>	<i>3,627</i>	<i>17,080</i>	<i>5</i>	<i>64%</i>	<i>3.3%</i>
Stung Treng	Stung Treng	69	2,299	48	68	42	2,457	13,152	5	52%	1.7%
	<i>Sub_total</i>	<i>69</i>	<i>2,299</i>	<i>48</i>	<i>68</i>	<i>42</i>	<i>2,457</i>	<i>13,152</i>	<i>5</i>	<i>52%</i>	<i>1.7%</i>
Svay Rieng	Chi Phu	40	1,534	1	207	10	1,752	8,356	5	57%	0.6%
	Romeas Hek	40	1,212	0	77	38	1,327	7,050	5	48%	2.9%
	Svay Rieng	123	7,277	103	0	285	7,665	37,993	5	85%	3.7%
<i>Sub_total</i>	<i>203</i>	<i>10,023</i>	<i>104</i>	<i>284</i>	<i>333</i>	<i>10,744</i>	<i>53,399</i>	<i>5</i>	<i>72%</i>	<i>3.1%</i>	
Takeo	Ang Rokar	30	2,241	2	89	0	2,332	9,217	4	84%	0.0%
	Bati	30	1,338	29	99	8	1,474	5,659	4	52%	0.5%
	Daun Keo	169	7,690	148	17	262	8,117	53,240	7	86%	3.2%
	Kirivong	64	5,012	258	104	54	5,428	28,165	5	121%	1.0%
	Prey Kabass	25	623	1	6	2	632	2,399	4	26%	0.3%
<i>Sub_total</i>	<i>318</i>	<i>16,904</i>	<i>438</i>	<i>315</i>	<i>326</i>	<i>17,983</i>	<i>98,680</i>	<i>5</i>	<i>85%</i>	<i>1.8%</i>	

Province	OD	Beds	Auth.Disch	UnAuth.Disch	Transferred	Deaths	Tot.Dish	EHD	ALS	BOR	Hos.Mort.Rate
Oddar Meanchey	Samraong	64	2,222	51	107	45	2,425	15,053	6	64%	1.9%
	<i>Sub_total</i>	<i>64</i>	<i>2,222</i>	<i>51</i>	<i>107</i>	<i>45</i>	<i>2,425</i>	<i>15,053</i>	<i>6</i>	<i>64%</i>	<i>1.9%</i>
Kep	Kep	25	318	0	4	0	322	1,414	4	15%	0.0%
	<i>Sub_total</i>	<i>25</i>	<i>318</i>	<i>0</i>	<i>4</i>	<i>0</i>	<i>322</i>	<i>1,414</i>	<i>4</i>	<i>15%</i>	<i>0.0%</i>
Pailin	Pailin	55	1,279	1	17	29	1,326	4,840	4	24%	2.2%
	<i>Sub_total</i>	<i>55</i>	<i>1,279</i>	<i>1</i>	<i>17</i>	<i>29</i>	<i>1,326</i>	<i>4,840</i>	<i>4</i>	<i>24%</i>	<i>2.2%</i>
Total of RH		4,781	185,676	2,346	7,115	4,059	199,196	1,110,860	6	64%	2.0%
National Hospital											
	Ang Daung	80	1,241	21	8	1	1,271	12,088	10	41%	0.1%
	Calmette	320	23,243	14	233	845	24,335	139,154	6	119%	3.5%
	CENAT	132	846	18	149	59	1,072	49,312	46	102%	5.5%
	Khmer-Soviet Friendship	400	11,806	0	0	244	12,050	89,104	7	61%	2.0%
	Kossamak	250	11,333	148	0	287	11,768	44,927	4	49%	2.4%
	Kunteak Bopha	949	43,159	41	23	436	43,659	293,496	7	85%	1.0%
	MCH	154	11,197	65	16	242	11,520	47,019	4	84%	2.1%
	National Pediatric	150	9,116	10	7	115	9,248	37,202	4	68%	1.2%
	Jayavaraman7	484	31,889	13	0	351	32,253	185,172	6	105%	1.1%
Total of NH		2,919	143,830	330	436	2,580	147,176	897,474	6	84%	1.8%
Total of FDH		1,286	47,589	165	3,248	265	51,267	262,484	5	56%	0.5%
Wole Country		8,986	377,095	2,841	10,799	6,904	397,639	2,270,818	6	69%	1.7%

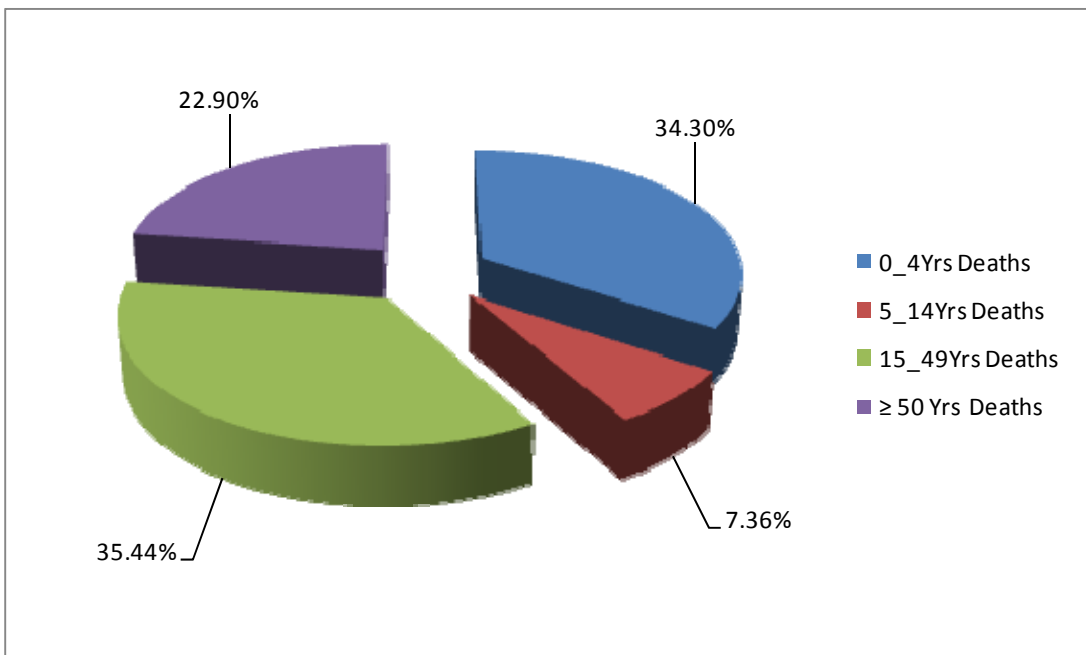
2.6.2 Main Health problem among Inpatients

Diseases	0_4Yrs		5_14Yrs		15_49Yrs		≥ 50 Yrs		Total	
	Cases	Deaths	Cases	Deaths	Cases	Deaths	Cases	Deaths	Cases	Deaths
Diarrhea	16,707	43	1,520	1	3,255	11	1,206	7	22,688	62
Dysentery	3,702	2	802	0	1,378	3	473	0	6,355	5
Cholera	25	0	19	0	17	0	11	0	72	0
ARIs	40,943	697	7,326	44	9,940	263	8,178	216	66,387	1,220
Simple Malaria	454	0	909	1	4,242	1	549	1	6,154	3
Server Malaria	873	22	1,387	28	2,938	154	349	37	5,547	241
Simple Dengue	1,390	2	2,243	0	234	0	19	0	3,886	2
Severe Dengue	2,868	51	5,190	53	88	6	3	0	8,149	110
Typhoid Fever	1,630	2	3,964	8	6,163	4	1,484	4	13,241	18
Measles	17	0	8	0	1	0	1	0	27	0
Diphtheria	0	0	0	0	0	0	0	0	0	0
Pertussis	0	0	1	0	0	0	0	0	1	0
Acute Flaccid Paralysis	0	0	0	0	0	0	0	0	0	0
Neonatal Tetanus	42	11	0	0	1	0	0	0	43	11
Other Tetanus	19	9	52	14	83	10	24	4	178	37
High blood pressure	0	0	4	0	1,939	110	4,977	307	6,920	417
Skin infection	15	0	18	0	67	1	51	0	151	1
STD Male	0	0	0	0	97	1	24	0	121	1
STD Female	0	0	7	0	957	0	31	0	995	0
Gynecological Pathology	3	0	39	0	9,367	11	786	0	10,195	11
Delivery	0	0	93	0	58,859	42	16	0	58,968	42
Spontaneous abortion	0	0	8	0	2,577	1	11	0	2,596	1
Induced abortion	0	0	2	0	354	1	8	0	364	1
AIDS (Clinic)	629	10	341	6	4,861	396	408	37	6,239	449
Tuberculosis	13,268	9	6,936	11	5,821	153	4,774	112	30,799	285
Non Tubercular Meningitis	732	90	476	28	620	74	230	26	2,058	218
Hep B	28	0	74	0	249	7	133	2	484	9
Breasts cancer	0	0	1	0	103	2	65	0	169	2
Lung cancer	1	0	1	0	71	6	139	14	212	20
Liver cancer	0	0	0	0	122	6	125	11	247	17
Cervix cancer	0	0	1	0	184	4	121	1	306	5
Uterus cancer	0	2	0	0	50	2	48	3	98	7
Diabetics	1	0	0	0	396	9	936	34	1,333	43
Cardiopathy	1,295	19	196	8	1,012	113	1,062	89	3,565	229
Cataract	26	0	50	0	1,166	0	4,790	0	6,032	0
Trachoma	0	0	8	0	259	0	317	0	584	0
Corneal ulcer	2	0	13	0	166	0	116	0	297	0
Glaucoma	1	0	2	0	55	0	96	0	154	0
Marasmus / Kwashiorkor	1,243	54	47	2	10	0	15	0	1,315	56
Schistosomiasis	0	0	1	0	18	2	5	0	24	2
Traffic accident	718	7	2,153	14	16,956	348	3,063	77	22,890	446
Mine Accidents	5	1	24	0	221	2	37	2	287	5
Goiter Problem	3	0	237	0	774	1	200	0	1,214	1
Substance abuse	0	0	0	0	10	0	2	0	12	0
Other Mental Health	19	1	53	1	1,835	12	723	6	2,630	20
Others	19,606	1,192	22,116	75	43,369	1,081	18,561	559	169,622	3,477
Total	106,265	2,224	56,322	294	180,885	2,837	54,167	1,549	397,639	6,904

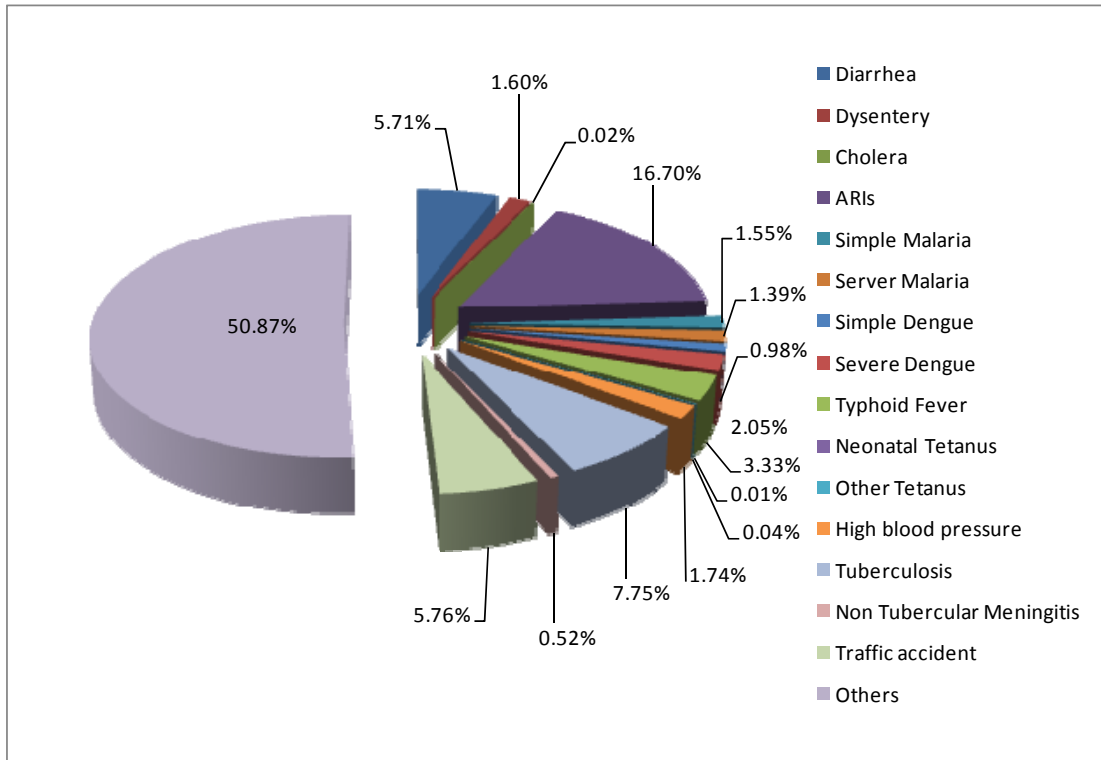
2.6.3 Main health problem among Inpatients by age group (Cases)



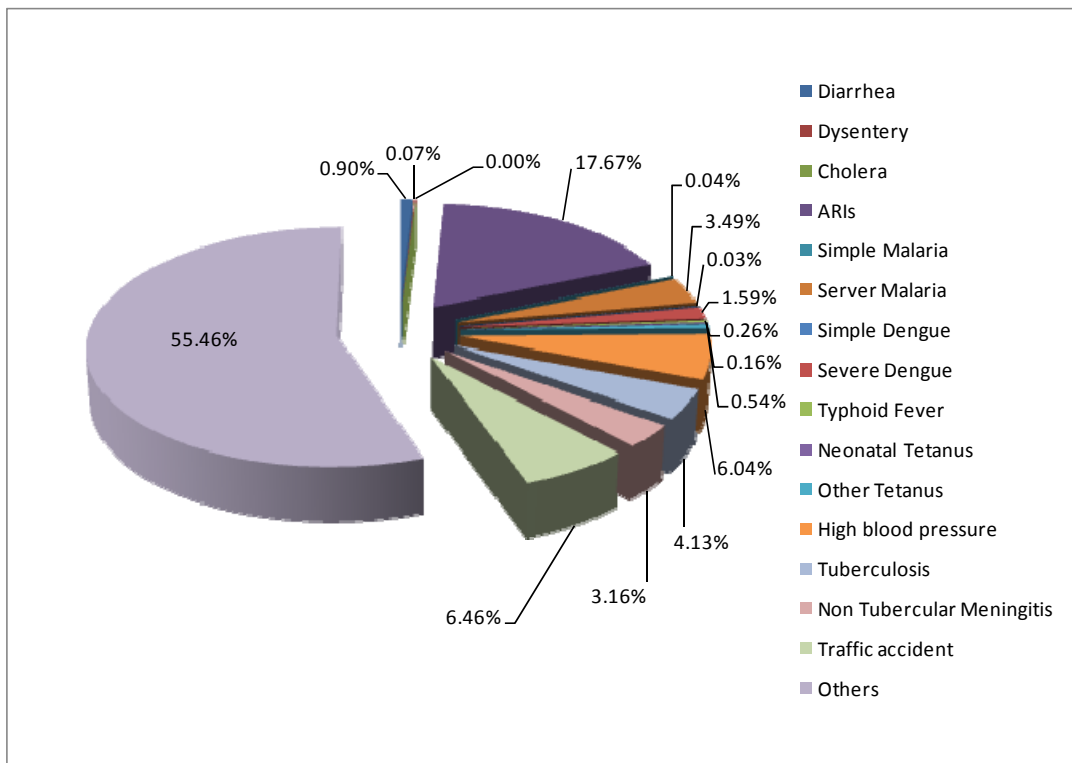
2.6.4 Main health problem among Inpatients by age group (Deaths)



2.6.5 Main diseases among inpatient (Cases)



2.6.6 Main diseases among inpatient (Deaths)



5. Human resource

5.1 Number of MoH staff at Central level and provincial, 2008

Table with multiple columns: ខ. ខ្លះបំណងប្រយោជន៍, ធនធានមនុស្ស, ភាគរយ, ប្រាក់បៀវត្ស, មន្ទីរពេទ្យ, មន្ទីរពេទ្យសុខាភិបាល, មន្ទីរពេទ្យកុមារ, មន្ទីរពេទ្យស្រី, មន្ទីរពេទ្យចាស់, មន្ទីរពេទ្យស្រី, មន្ទីរពេទ្យកុមារ, មន្ទីរពេទ្យស្រី, មន្ទីរពេទ្យចាស់, មន្ទីរពេទ្យស្រី, មន្ទីរពេទ្យកុមារ, មន្ទីរពេទ្យស្រី, មន្ទីរពេទ្យចាស់, មន្ទីរពេទ្យស្រី, មន្ទីរពេទ្យកុមារ, មន្ទីរពេទ្យស្រី, មន្ទីរពេទ្យចាស់, មន្ទីរពេទ្យស្រី, មន្ទីរពេទ្យកុមារ, មន្ទីរពេទ្យស្រី, មន្ទីរពេទ្យចាស់, មន្ទីរពេទ្យស្រី, មន្ទីរពេទ្យកុមារ, មន្ទីរពេទ្យស្រី, មន្ទីរពេទ្យចាស់.

ល.រ	ឈ្មោះមន្ត្រី	1412	7.59	0	32	2	102	358	101	8	108	97	25	14	0	8	1	38	4	15	123	119	254	0	0	1	0
1	កាកបាទក្រហមកម្ពុជា	34	0.18				3	3	5		19		1					1					2				
2	យុវជនស្រីកម្ពុជា	42	0.23				2	2	5		14	13	3					2				1					
3	មជ្ឈមណ្ឌលស្រាវជ្រាវសុខាភិបាល	183	0.98				18	52	6		9	6	3	4			1	3	2			19	1	59			
4	មជ្ឈមណ្ឌលប្រយុទ្ធនឹងជំងឺអេដស៍	132	0.71				14	62	7		7	3	2					1				6	4	26			
5	មជ្ឈមណ្ឌលប្រយុទ្ធនឹងជំងឺអេដស៍	27	0.15				4	15	5		1		1											2			
6	មជ្ឈមណ្ឌលប្រយុទ្ធនឹងជំងឺអេដស៍	55	0.30				11	26	7		3	2	1											5			
7	មជ្ឈមណ្ឌលប្រយុទ្ធនឹងជំងឺអេដស៍	42	0.23				2	7			3	3	2					1				13		9			
8	មជ្ឈមណ្ឌលប្រយុទ្ធនឹងជំងឺអេដស៍	92	0.49				7	34	4		7	2	3					1				13		19			
9	មជ្ឈមណ្ឌលប្រយុទ្ធនឹងជំងឺអេដស៍	36	0.19				1	5	7		6	8	2					1				1		2			
10	មជ្ឈមណ្ឌលប្រយុទ្ធនឹងជំងឺអេដស៍	94	0.51				3	26	13		4	8	1									31		6			
11	មជ្ឈមណ្ឌលប្រយុទ្ធនឹងជំងឺអេដស៍	46	0.25				1	10			3	21	3									3		4			
12	មជ្ឈមណ្ឌលប្រយុទ្ធនឹងជំងឺអេដស៍	382	2.05			1	28	76	15		23	11	3					25				107	74				1
13	មជ្ឈមណ្ឌលប្រយុទ្ធនឹងជំងឺអេដស៍	30	0.16				1	8			2	6						3				5		4			
14	មជ្ឈមណ្ឌលប្រយុទ្ធនឹងជំងឺអេដស៍	86	0.46				1	14	6		1	2	4					2				10		7			29
15	មជ្ឈមណ្ឌលប្រយុទ្ធនឹងជំងឺអេដស៍	131	0.70			31	3	26	15	7	5	10	1					1		11		6		13			

ល.រ	ឈ្មោះមន្ត្រី	730	3.93	12	5	93	52	0	856	1048	142	18	905	199	57	37	22	74	1445	3300	20	0	184	1480	3736	1	0	11	0
1	មន្ទីរពេទ្យស្រីព្រះនរោត្តម	896	4.82	1	9	5			46	55	2		78	6	1	1	1	10	75	217	1		12	114	262				
2	មន្ទីរពេទ្យស្រីព្រះនរោត្តម	1442	7.76	1	6	5			86	74	3		153	19	5	5	3	22	100	285	2		13	219	441				
3	មន្ទីរពេទ្យស្រីព្រះនរោត្តម	48	0.26						1	1			3	2	1								1	13	26				
4	មន្ទីរពេទ្យស្រីព្រះនរោត្តម	1334	7.18			11			80	103	19		50	19	3	5	1	1	145	275	2		13	148	455	1			3
5	មន្ទីរពេទ្យស្រីព្រះនរោត្តម	31	0.17			3	1		2	1			1								1		7	13					2
6	មន្ទីរពេទ្យស្រីព្រះនរោត្តម	512	2.75			3	2		26	31	2		13	9	4		2	2	82	174	1		4	51	106				
7	មន្ទីរពេទ្យស្រីព្រះនរោត្តម	711	3.82			5	2		46	81	2		19	15	4	2	1	1	28	272	1		14	57	162				
8	មន្ទីរពេទ្យស្រីព្រះនរោត្តម	654	3.52			5	1		29	40	16		100	9	2	1			103	161	1		15	56	114				1
9	មន្ទីរពេទ្យស្រីព្រះនរោត្តម	776	4.17			5	2		48	53	5		112	9	4	3	3	2	65	134	1		11	91	228				
10	មន្ទីរពេទ្យស្រីព្រះនរោត្តម	32	0.17						1	5			1	2							1		4	18					
11	មន្ទីរពេទ្យស្រីព្រះនរោត្តម	1128	6.07			13	10		76	130	27	18	87	25	10	4	3	6	118	219	3		22	101	256				
12	មន្ទីរពេទ្យស្រីព្រះនរោត្តម	173	0.93			2	1		17	25	6		10	3		1	2	11	18	1		4	22	50					
13	មន្ទីរពេទ្យស្រីព្រះនរោត្តម	420	2.26			1	2		31	17	3		21	9	1				43	175			3	54	120				
14	មន្ទីរពេទ្យស្រីព្រះនរោត្តម	90	0.48			1			4	12	2		2	4					8	27			9	21					
15	មន្ទីរពេទ្យស្រីព្រះនរោត្តម	129	0.69						14	15	2		18						10	30			10	28					
16	មន្ទីរពេទ្យស្រីព្រះនរោត្តម	171	0.92			3	2		20	8	2		13	1	1				30	40			1	10	39				
17	មន្ទីរពេទ្យស្រីព្រះនរោត្តម	219	1.18			1			20	17			2	2	1				15	75			2	20	63				
18	មន្ទីរពេទ្យស្រីព្រះនរោត្តម	253	1.36			1			7	14	4		12	4					57	57	4		1	23	65				
19	មន្ទីរពេទ្យស្រីព្រះនរោត្តម	1057	5.69			4	3		105	67	9		66	8	2	2	2	1	173	383	1		13	50	169				1
20	មន្ទីរពេទ្យស្រីព្រះនរោត្តម	566	3.04			2	5		28	41	11		29	7	1	2		11	38	63	1		6	108	213				
21	មន្ទីរពេទ្យស្រីព្រះនរោត្តម	291	1.57			1	1		8	15	1		21	2					64	102			4	11	57				1
22	មន្ទីរពេទ្យស្រីព្រះនរោត្តម	692	3.72			5	1		42	72	5		17	13	7	4		8	58	134	1		4	106	214				1
23	មន្ទីរពេទ្យស្រីព្រះនរោត្តម	292	1.57			3	2		21	33	2		11	11	1				22	49			6	44	86				
24	មន្ទីរពេទ្យស្រីព្រះនរោត្តម	263	1.41			1			12	11	2		30	3					49	59			1	32	62				
25	មន្ទីរពេទ្យស្រីព្រះនរោត្តម	20	0.11						1	1			1	1					1				2	13					
26	មន្ទីរពេទ្យស្រីព្រះនរោត្តម	518	2.79			3	2		27	44	8		10	4	4	2	1		57	215			7	33	101				
27	មន្ទីរពេទ្យស្រីព្រះនរោត្តម	966	5.20			6	3		63	81	8		25	12	5	4		4	93	194			27	85	354				2
សរុប ១ + ២		18592	100	3	180	65	5	1256	2196	405	26	1144	434	108	87	22	91	1478	3534	33	42	434	1644	5186	2	2	12	1	